



# SCHEDULED CASTES SUB PLAN

## 2015-16

GOVERNMENT OF PUNJAB  
DEPARTMENT OF WELFARE  
DIRECTORATE OF SCHEDULED CASTES SUB PLAN

(FOR OFFICAL USE ONLY)

# SCHEDULED CASTES SUB PLAN

2015-16



GOVERNMENT OF PUNJAB  
DEPARTMENT OF WELFARE  
DIRECTORATE OF SCHEDULED CASTES SUB PLAN

# SCHEDULED CASTES SUB PLAN 2015-16

## PART-I

### WRITE UP

	<b>Contents</b>	<b>Page</b>
<b>Chapter- I</b>	Introduction	1-10
<b>Chapter- II</b>	Scheduled Castes Sub Plan	11-27
<b>Chapter- III</b>	Special Central Assistance (SCA) Programme	28-39
<b>Chapter- IV</b>	20 Point Programme (SC Families Assisted)	40-43
<b>Chapter- V</b>	Empowerment of Scheduled Caste Women/Girls	44-46
	SCSP at a Glance	47-48
	<b>PART-II</b>	
	<b>STATEMENTS</b>	
	<b>Contents</b>	
<b>Statement -I</b>	Sector-wise Outlay and Expenditure	49
<b>Statement -II</b>	Sector-wise /Subhead-wise Outlay and Expenditure	50-54
<b>Statement-III</b>	Subhead wise percentage of SCSP Outlay to Annual Plan Outlay	55-59
<b>Statement-IV</b>	Subhead-wise Divisible Outlay and Expenditure	60-61
<b>Statement-V</b>	Scheme-wise Divisible Outlay and Expenditure	62-102
<b>Statement-VI</b>	Centrally Sponsored Schemes(Restructured)	103-116
<b>Statement-VII</b>	Physical Targets and Achievements	117-120
<b>Statement-VIII</b>	Subhead-wise Allocation, Expenditure, Achievements and Physical Targets (SCA)	121
<b>Statement- IX</b>	Scheme-wise Allocation and Expenditure (SCA)	122-124
<b>Statement-X</b>	Physical Targets and Achievements (SCA)	125-127
<b>Statement- XI</b>	20 Point Programme ( SC families assisted)	128-131
<b>Statement-XII</b>	Scheme-wise Outlay and Expenditure (Women Component)	132-140
<b>Statement-XIII</b>	Schemes Having SCSP Component From 50% to less than 100%	141-146
<b>Statement- XIV</b>	Exclusive schemes meant for benefit of Scheduled Castes	147-148
	<b>PART-III</b>	
	<b>BASIC DATA FOR SCs IN PUNJAB</b>	149-160
	<b>PART-IV</b>	
	<b>GUIDELINES AND NOTIFICATIONS</b>	161-206

**PART – I**

**WRITE UP**

## CHAPTER – I

### INTRODUCTION

As per Census-2011, the State of Punjab, has the highest percentage of SC population amongst all the States of the Country. The SC population in Punjab is 88.60 lac which is 31.94% of the total population (277.43 lac) of the State as against 16.6% SC population of the Country. Punjab accounts for 2.3% of total population and 4.3% of SC population of the country. The decennial growth rate of SC population in the State during the period (2001-2011) is 26.06% as compared to 13.89 % for the State as a whole. However, a sizeable number of SC families still live below the poverty line. According to the survey conducted by the Department of Rural Development and Panchayats for rural areas in 2002 and the State Urban Development Agency (SUDA) in urban areas in , 2004, out of the total 5.23 lac families living below the poverty line, 3.21 lac families (61.38%) belong to the Scheduled Castes.

**1.2** The SC population is predominantly rural by residence. As per Census 2011, the majority of the SC people (73.33% ) live in the rural area, whereas, 26.67% SC people reside in the urban area of the State. The distribution of SC population among the districts of the State indicates that percentage of SC persons is high in the districts of Shaheed Bhagat Singh Nagar (42.51%), Sri Muktsar Sahib (42.31%), Ferozpur (42.17%), Jalandhar (38.95%), Faridkot (38.92%), Moga (36.50%), Hoshiarpur (35.14%), Kapurthala (33.94%), Tarn Taran (33.71%), Mansa (33.63%), Bathinda(32.44%), Barnala (32.24%) and Fatehgarh Sahib (32.07%). This is to say that in majority of the districts in Punjab, one third or more of its population belongs to the Scheduled Castes.

**1.3** Out of the total 12,168 inhabited villages in the State, 57 villages have 100% SC population and 4,799 villages (39.44%) have 40% or more SC population. 2800 villages have 50% or more SC population. Among 217 towns, 175 towns have 20% or more SC population, and majority of them are either small towns or census towns. The detail regarding all these villages/towns is available on the Website of the department i.e. [www.welfarepunjab.gov.in](http://www.welfarepunjab.gov.in) under link 'Directorate of SCSP'.

**1.4** As per Census 2011, the literacy rate among SCs is 64.81% as compared to total literacy rate of 75.84% of the State and 73.00% of the Country as a whole. The female literacy rate of SCs at 58.39% in the State also lags behind that of total 70.73% of the

State. However, it is better than the SC female literacy rate at 56.46% of the Country. The SC male literacy rate at 70.66% of the State is also lower than the total male literacy rate of 80.44% in the State.

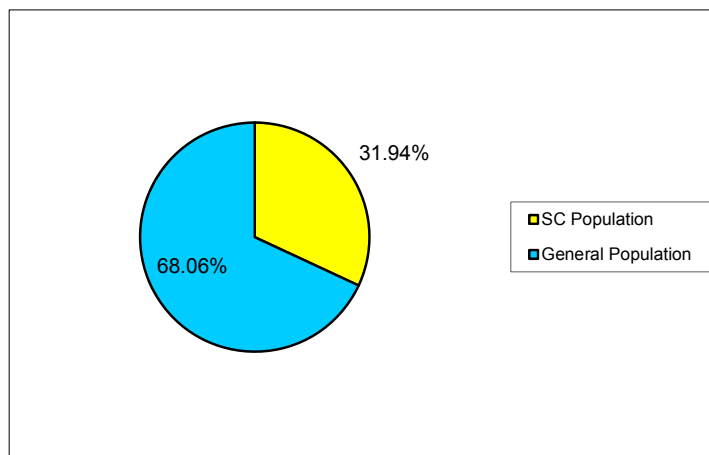
**1.5** As per Agricultural Census 2010-11, the number of operational holdings with SCs are 63,480 spreading over an area of 1,26,966 hectares comprising 6.02% and 3.20% of the total land holdings and area of the State, respectively. Major bulk (85.54%) of these holdings are unviable being less than the size of 5 hectares.

**1.6** Out of the total SC population, SC labour force constitutes 35.88%, out of which, 79.20% and 20.80% are main and marginal workers respectively. The majority of this segment of society are agricultural labourers or are engaged in low wage and arduous occupation. The State Government is committed to uplift this under privileged section of the society by improving their socio-economic and educational development by providing them with technical skills for vocational jobs and link their present occupation/activity with the larger activity.

**1.7** The comparative demographic detail of SCs as per Census 2011 is given below:-

#### Scheduled Castes Population

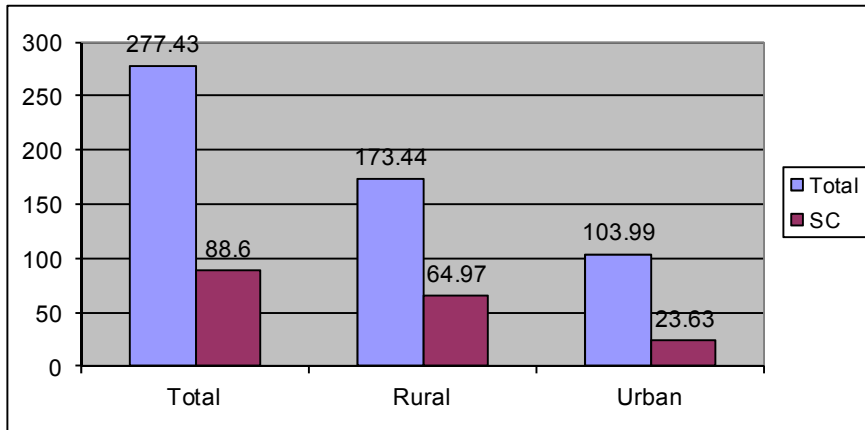
<b>Total Population :</b>	277.43 lac
<b>SC Population :</b>	88.60 lac (31.94%)
<b>General Population :</b>	188.83 lac (68.06%)



(Source: Census 2011)

### Total, Rural and Urban SC population

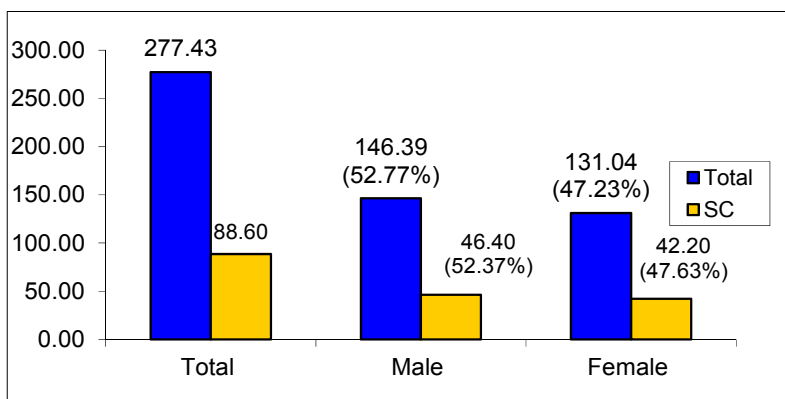
	<b>Total</b>	<b>SCs</b>
<b>Total</b>	277.43 lac	88.60 lac
<b>Rural</b>	173.44 (62.52%)	64.97 (73.33%)
<b>Urban</b>	103.99 (37.48%)	23.63 (26.67%)



(Source: Census 2011)

### Total and sex-wise SC population

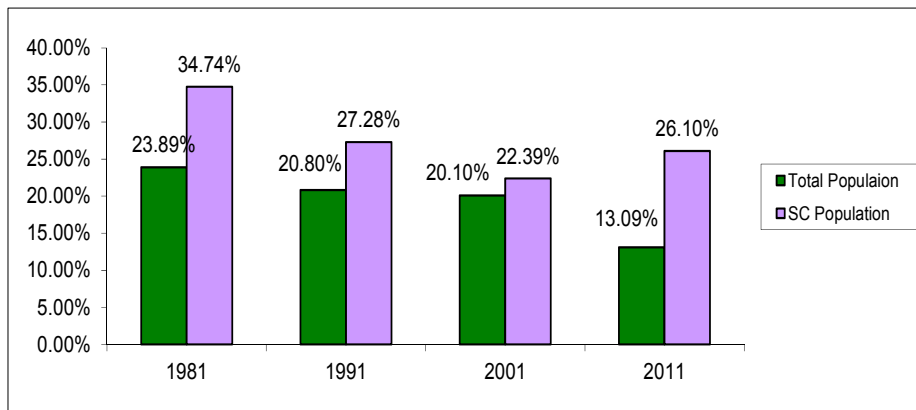
	<b>Total</b>	<b>SCs</b>
<b>Total</b>	277.43 lac	88.60 lac
<b>Male</b>	146.39 (52.77%)	46.40 (52.37%)
<b>Female</b>	131.04 (47.23%)	42.20 (47.63%)



(Source: Census 2011)

### Decennial growth rate of SC Population

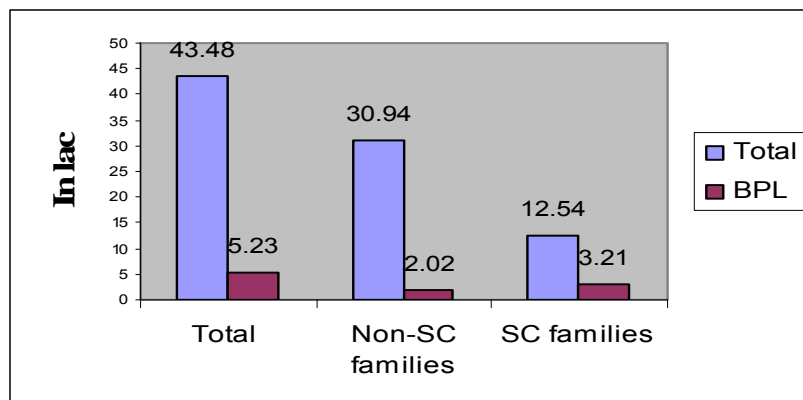
Decade	Total	SCs
1971-1981	23.89%	34.74%
1981-1991	20.80%	27.28%
1991-2001	20.10%	22.39%
2001-2011	13.89%	26.06%



(Source: Census 2011)

### Total families vis-à-vis BPL SC families ( In lac)

<b>Total</b>	<b>Total *</b>	<b>BPL @</b>
	43.48*	5.23@
<b>SC families</b>	12.54	3.21 (61.38%)
<b>Non-SC families</b>	30.94	2.02 (38.62%)

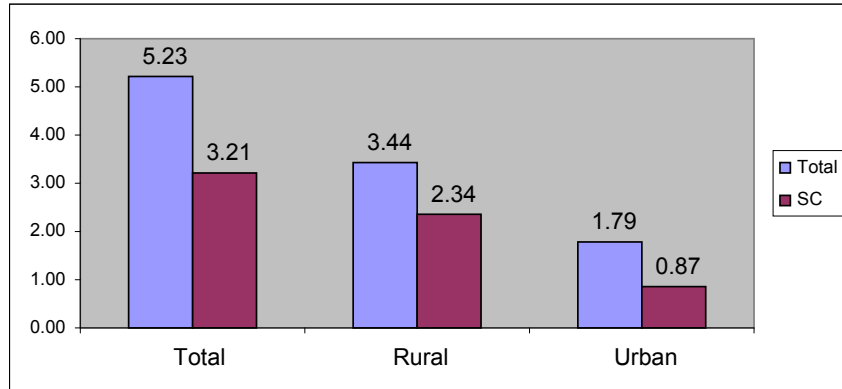


(Source: \*Census 2001, @ Rural Development Department 2002 and SUDA 2004, Punjab)



**Total, Rural and Urban BPL SC families (in lac)**

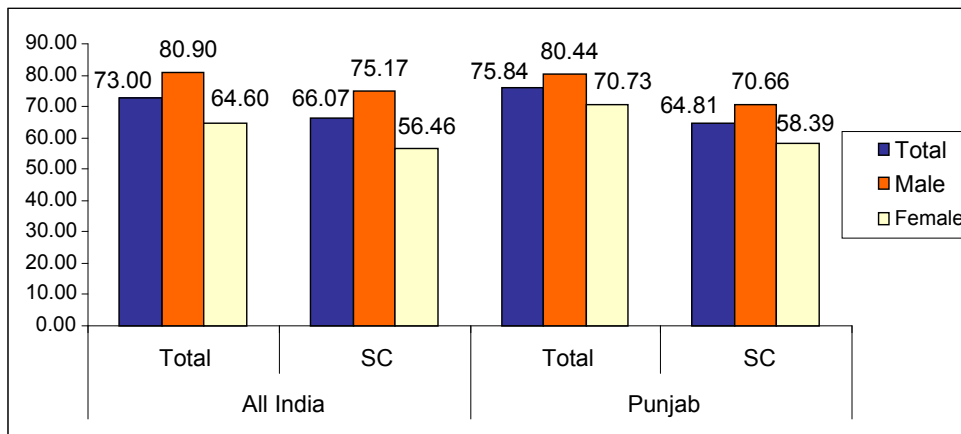
	<b>Total</b>	<b>SCs</b>
Total	5.23	3.21
Rural	3.44	2.34
Urban	1.79	0.87



(Source: Rural Development Department 2002 and SUDA 2004, Punjab)

**Total and sex-wise literacy rate of SC Population (in %age)**

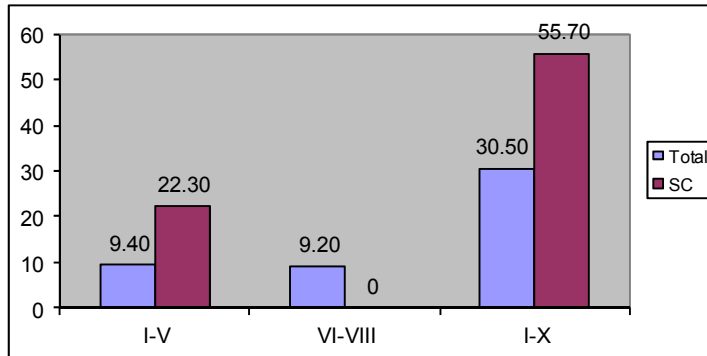
	<b>All India</b>		<b>Punjab</b>	
	<b>Total</b>	<b>SCs</b>	<b>Total</b>	<b>SCs</b>
Total	73.00	66.07	75.84	64.81
Male	80.90	75.17	80.44	70.66
Female	64.60	56.46	70.73	58.39



(Source: Census 2011)

**Dropout rate of SC Students in Punjab as on 30.9.2010 (in %age)**

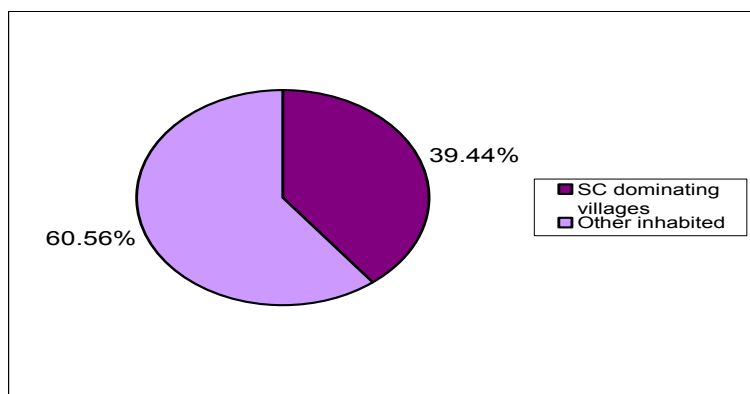
Class	Total	SCs
I-V	9.40	22.30
VI-VIII	9.20	-
I-X	30.50	55.70



(Source: Statistics of School Education 2010-11- HRD Ministry, 2014)

**SC dominating villages**

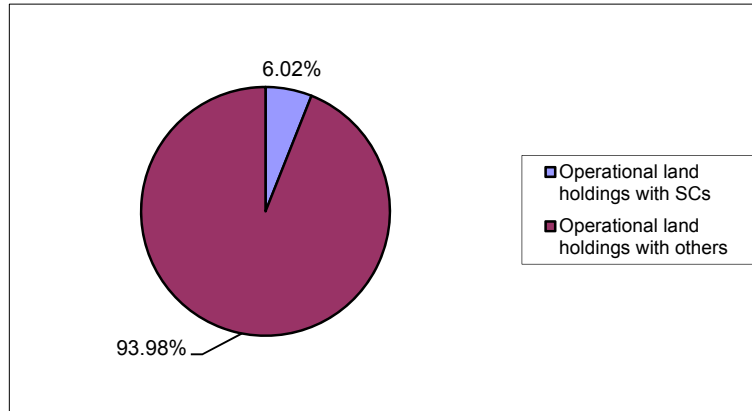
Total inhabited villages	:	12168
SC dominating villages (with 40% and more SC population)	:	4799 (39.44%)
Other inhabited villages	:	7369 (60.56%)



(Source: Census 2011)

### Operational land holdings with SCs

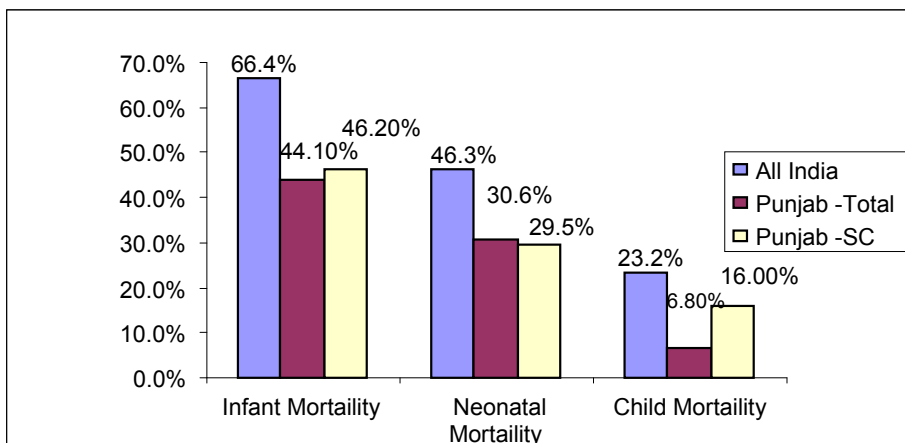
Total Operational land holdings	10,53,000
Operational land holdings with SCs	63,480 (6.02%)
Operational land holdings with others	9,89,520 (93.98%)



(Source: Agricultural Census 2010-11)

### Mortality rate of SC Children

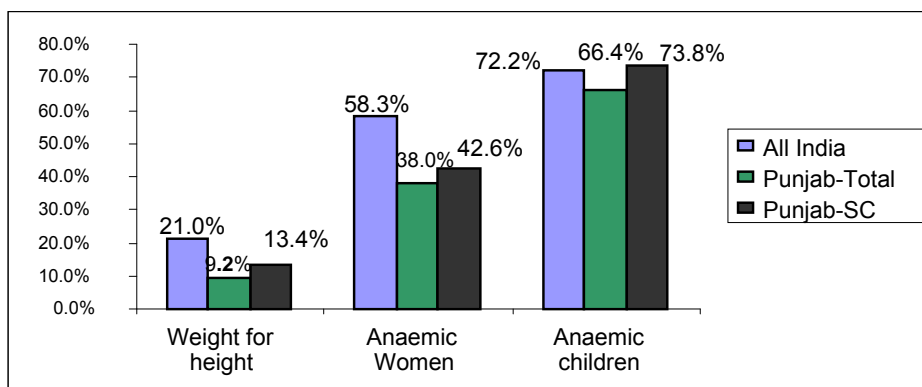
	All India	Punjab	
		Total	SCs
<b>Infant Mortality</b>	66.4%	44.10%	46.20%
<b>Neonatal Mortality</b>	46.30%	30.60%	29.50%
<b>Child Mortality</b>	23.20%	6.80%	16.00%



(Source: National Family Health Survey-III- 2005-06)

### Nutrition deficiency in SCs

	All India	Punjab	
		Total	SCs
<b>Weight for height</b>	21.00%	9.20%	13.40%
<b>Women with anaemia</b>	58.30%	38.00%	42.60%
<b>Anaemic children</b>	72.20%	66.40%	73.80%



**(Source: National Family Health Survey-III- 2005-06)**

### Need for Development of Scheduled Castes

**1.8** Article 46 of our Constitution describes that “the State shall promote with special care, the education and economic interests of the weaker sections of the people, and in particular of the Scheduled Castes and Scheduled Tribes and shall protect them from social injustice and all forms of exploitation”. The Scheduled Castes contribute a lot to the economic development and growth of the national economy. Experience of first four decades of Planning has revealed that the process of economic development and modernization has not benefited the weaker sections of the society to the extent it was envisaged though growth with social justice has been accepted as the main objective for the Planned Economic Development. The desired fruits of progress and flow of benefits have not reached the majority of the Scheduled Castes. They have suffered from the dual disabilities of severe economic exploitation and social discrimination. They are mainly dependent upon the agricultural pursuits and other low income generating occupations like shoe making, sweeping, basket making, black smithy, weaving, dairy, poultry and piggery etc.

**1.9** In spite of the constitutional directives and a number of legislative and executive measures taken by the Ministry of Social Justice and Empowerment, Govt. of India and the State Governments, the conditions of the Scheduled Castes did not improve much during the period prior to the Sixth Five Year Plan (1980-85) mainly due to lack of economic support. The fruits of development did not percolate uniformly down for those for whom they were intended. The SC population, therefore, was deprived of the benefits and could not get its due share out of development made under the various plan programmes launched by Govt. of India both under the Macro and Micro Plans. In the Sixth Five Year Plan (1980-85), a new approach aiming at Rapid Socio-Economic Development of Scheduled Castes, in consonance with the Directive Principles, was evolved to ensure flow of benefits from the general sectors to these people atleast in proportion to the percentage of SC population of the State. The State Govt. is committed to integrate SCs with other social groups, so that there is no discrimination between the two. This is feasible through increased industrialisation by linking the activity/occupation of SC population by providing them technical skills for vocational jobs.

The new strategy is a combination of the following two important instruments :-

**I. Scheduled Castes Sub Plan (SCSP)**

Scheduled Castes Sub Plan is a flow of funds from the overall Plan Outlay of the State at least in proportion to the percentage of SC population of the State. These funds are utilized for the socio, economic and educational development of SC people in the State.

**II. Special Central Assistance (SCA) to the Scheduled Castes Sub Plan.**

Special Central Assistance (SCA) to the Scheduled Castes Sub Plan is a 100% grant provided by the Ministry of Social Justice and Empowerment, Govt. of India to the State in lumpsum for the economic development of Scheduled Castes families living below the poverty line in the State.

**Strategy**

**1.10** The new strategy was evolved with the broad objective to bring about comprehensive socio-economic and educational development of Scheduled Caste

people who are the most marginalized, oppressed and deprived section of our society and constitute nearly one-third of the total population of the State. The State Government is making efforts for introduction of new schemes and restructuring the existing schemes on the basis of the actual needs of the Scheduled Castes and earmarking funds under the State Annual Plan for their socio-economic and educational development. The State Government is in the process of further strengthening the Directorate of SCSP for formulation, review, evaluation and monitoring of implementation of the programmes/schemes for the development of SCs in a more effective manner.

## CHAPTER – II

### SCHEDULED CASTES SUB PLAN

#### Concept

The concept of Scheduled Castes Sub Plan was envisaged by the Planning Commission of India at the time of formulation of Sixth Five Year Plan (1980-85) with the objective to ensure adequate benefits under SCSP for the socio-economic and educational development of Scheduled Castes both in physical and financial terms by providing funds, out of total outlays of the State Plan, at least in proportion to the percentage of SC population in the State. The Planning Commission of India emphasized that developmental needs and priorities of SCs, because of their historic deprivation, would require even larger proportion of the plan outlays than their population percentage. This plan is envisaged to help the poor Scheduled Caste families through composite income generating programmes by covering all the major occupational groups such as agricultural labourers, small and marginal farmers, share-croppers, fishermen, sweepers and scavengers, unorganised urban labourers living below the poverty line etc. The Scheduled Castes Sub Plan also seeks to improve the living conditions of the Scheduled Castes through provision of drinking water supply, link roads, house-sites, housing improvements, basic minimum services such as primary schools, health centres, veterinary centres, panchayat ghars, community halls, nutrition centres, extension of electricity and common work places/ facility centres, etc in the Scheduled Caste basties under the Minimum Needs Programme to improve their access to social, educational and other community services. Accordingly, efforts are being made by the State Govt. for the socio-economic and educational development of SCs under the Scheduled Castes Sub Plan by making new schemes and restructuring the existing schemes on the basis of their felt needs.

#### Broad Objectives and Strategy

**2.2** The scope of land based activities for Scheduled Castes in the State is very limited due to small size land holdings. Land being a scarce commodity has a very high price. Therefore, there is hardly any scope to increase the size of the holdings of Scheduled Castes. Since, major bulk of these holdings is un-economical, un-viable and

also spread over the State and interspersed with the non-SC holdings, the main thrust for the development of Scheduled Castes is, therefore, economic development through education, training, skill development, providing necessary linkages and basic infrastructure development facilities on priority basis in the areas predominantly inhabited by the Scheduled Castes to enable them to settle in employment/self employment ventures. Broad objectives for the socio-economic development of SCs are as follows :-

### **Objectives**

- i) Conservation of whatever assets, the Scheduled Castes have;
- ii) Updating and/or providing of new skills to improve their employability or productivity;
- iii) Enabling them to acquire special education/technical qualifications and avail existing as well as the newly emerging opportunities etc;
- iv) Economic development through comprehensive and integrated beneficiary oriented programmes for individual/families/group of families for raising their income;
- v) Ensuring minimum wages of agricultural labour, preventing their exploitation by others in any way;
- vi) Basti/cluster oriented schemes to bring about significant and tangible improvement in the working and living conditions in SC inhabitations;
- vii) Substantial reduction in poverty and un-employment;
- viii) Human Resources Development of Scheduled Castes by providing adequate educational and health Services;
- ix) Diversification of occupation, up-gradation of skills and promotion of occupational mobilities to remove disproportionate burden on them in occupations like agriculture labour and other unpleasant and strenuous works so that human resources are optimally developed and utilized;
- x) Elimination of layer of exploitive middlemen by providing marketing facilities to ensure better prices of products for artisans and other occupational group;
- xi) Provision of physical and financial security against all types of exploitation and oppression; and
- xii) Doing all what is necessary to tackle and eradicate the social problem i.e. atrocities against the Scheduled Castes.



## **Strategy**

- i) Pursuing the indicated objectives, ensuring adequate thrust on economic and educational development of Scheduled Castes;.
- ii) The Scheduled Castes Sub Plan of the State should provide for fully meeting the minimum needs/basic amenities of all the Scheduled Castes habitations with a view to improve their standard of life;
- iii) The Scheduled Castes Sub Plan should also provide for a judicious mix of beneficiary oriented programmes and human resource development for SCs;.
- iv) The schemes taken up should be viable and as far as necessary innovative in a way to diversify Scheduled Castes into newer areas of economic activities;
- v) There should be provision for meeting the backward and forward infrastructure needs;
- vi) The delivery systems have to be effective;
- vii) The organization and association of the beneficiary groups should be given the preference;
- viii) One of the identified gaps has been the need for inculcation a sense of commitment and urgency in the policy making and implementing machinery to fulfilling the objective of development of Scheduled Castes on the desired lines and their integration with the main stream; and
- ix) The Voluntary Agencies/Registered Societies should be suitably associated to supplement the efforts of the State Govt. for the development/upliftment of SCs in the State.

## **Policy Decisions**

- i) A separate Directorate i.e. Directorate of Scheduled Castes Sub Plan will be set up under the administrative control of the Welfare Department and made the nodal department for formulation and monitoring the implementation of SCSP/SCA schemes;
- ii) The size of the Scheduled Castes Sub Plan will be determined by the Directorate of SCSP on the basis of scheme-wise SCSP outlays determined in consultation with the concerned Administrative Departments as soon as the size of the State Annual Plan is determined by the Planning Department.
- iii) The Scheduled Castes Sub Plan document will be placed in the legislature along with other budget documents. State Plan budget will be presented after

- incorporating the SCSP outlays therein.
- iv) SCSP budgeted allocation will be booked under a separate minor head –789- “SCP for SCs” to avoid diversion of SCSP funds to the general sectors;
  - v) A separate sub-head will be opened under the Receipt Head of the State Govt. to avoid diversion of SCA funds and to maintain the accountability of the funds received from Govt. of India;
  - vi) To have the desired impact under the programmes for the Welfare of SCs, cluster-cum-saturation approach will be adopted as far as possible. Thus, the coverage of families should not be in small number spread over large areas with reference to the existing opportunities. The development package offered should be made more comprehensive and viable by covering benefits and facilities available under other schemes also to the identified beneficiaries. This alone will enable the SC families to consolidate their position and ward off any threat to their security in an effective manner. This will also ensure better provision of common facilities and services and their effective implementation, supervision, monitoring and feed back.
  - vii) Setting up and upgradation of educational/health/veterinary institutions, adult education centres, anganwari centres under ICDS, opening of the offices of co-operative milk producers society and milk collection centres should be located in or near the vicinity of SC mohallas/localities. Similarly, facilities for basic minimum needs programmes for the community such as water supply, sewerage, sanitation etc. should be located in the mohalla/villages/towns/blocks predominantly inhabited (40% or more) by SC population and the entire expenditure on this account should be booked under SCSP although the general population of these areas will also avail these facilities.
  - viii) The ADC (Development) in each district will be the Nodal Officer under the overall control of Deputy Commissioner of the concerned district for formulation, implementation, monitoring/review and co-ordination of programmes and schemes falling under the district level SCSP/SCA for the respective districts. The concerned District Welfare Officer will provide necessary secretariat assistance to the ADC (D) as is being done by the Deputy E.S.A. in case of district plan schemes.
  - ix) The Concerned District Heads/ District Welfare Officer will intimate the

Welfare Department, the physical targets to be achieved under each SCSP scheme and also specify the area of operation and beneficiaries/families to be covered to enable the Welfare Department to have on the spot checking of the working and implementation of the schemes to see as to whether the schemes are being implemented in the right spirit and beneficiaries covered are genuine.

- x) The District Head of the concerned departments/ District Welfare Officer will supply the monthly, quarterly and annual physical and financial achievements under SCSP/SCA to ADC (Dev.) who in turn will supply the scheme-wise/department-wise consolidated statement for the district in the prescribed proforma to the Director (SCSP)-cum-Joint Secretary, Welfare Department.
- xi) The Heads of Departments concerned with the Decentralised Planning are also required to monitor, supervise and guide the implementation of the district level schemes of their respective departments and to take appropriate measures to ensure that the target fixed for each scheme is achieved.

### **Scheduled Castes Sub Plan-Formulation Process and Budgetary Mechanism**

#### **Formulation Process**

**2.3** As per the detailed guidelines issued by the Planning Commission of India (**Annexure-I, Annexure-II & Annexure- III**) regarding the Scheduled Castes Sub Plan, the objective of SCSP is to channelise the flow of outlays and benefits from the general sectors of the State Plan for the development of Scheduled Castes at least in proportion to their population both in physical and financial terms. Further, SCSP should be an integral part of the State Annual Plan as well as Five Year Plan by making non-divertible provisions, therein, with the clear objective of bridging the gap in socio-economic and educational development of the Scheduled Castes. To fulfill these objectives, Govt. of India has recommended the Action Plan as under:-

- i) Earmarking of funds for Scheduled Castes Sub Plan from the total State Plan Outlay at least in proportion to SC population to the total population of the State/UT.
- ii) Making the Social Welfare Department/the Department concerned with the welfare and development of SCs as the nodal department for formulation

and implementation of SCSP.

- iii) Placing the funds earmarked for SCSP at the disposal of the nodal department concerned which in turn will reallocate these funds to the sectoral departments for implementing the schemes directly relevant to SC development.
- iv) Placing the funds earmarked for SCSP under a separate budget head/sub-head for each development department implementing SCSP. In this connection, it may be noted that the List of Major and Minor Heads of Accounts of States provides that for Scheduled Castes Sub Plan , 789 may be opened as a Minor Head below the functional Major Head/Sub Major Head, wherever necessary.
- v) Secretary Welfare will work as nodal officer with planning powers to reallocate the earmarked SCSP funds to various line departments and implementing agencies.
- vi) Scheduled Castes Sub Plan funds should be non-divertible and non-lapsable.
- vii) Special Central Assistance (SCA) for the SCSP is provided by the Ministry of Social Justice and Empowerment, Govt. of India to the States as a 100% grant to fill up the critical gaps and missing inputs for family-oriented income-generating schemes and supporting infrastructure development with a special focus on BPL SC families. Guidelines issued in this connection should be strictly followed.

### **Budgetary Mechanism**

**2.4** To implement the Scheduled Castes Sub Plan in a more effective manner in line with the guidelines of the Planning Commission of India and the recommendations of the National Commission for Scheduled Castes, implementation of 'Maharashtra Model' for SCSP (**Annexure IV**) was approved by the State Cabinet on 6-3-2003.

**2.5** The Council of Ministers in its meeting held on 20-1-2014 while reviewing the decision of CMM dated 6.3.2003 regarding implementation of 'Maharashtra Model' in the State has taken some policy decisions to implement the SCSP in the State in a more effective manner. A notification in this regard was issued on 10-2-2014 (**Annexure V**).

**2.6** As per notification dated 10.2.2014, the following decisions were taken:-

- i) The SCSP size will be made proportionate to the percentage of SC population of the State out of the total Annual Plan allocation including the non-budgeted allocation on the pattern of the State Annual Plan.
- ii) The SCSP funds will not be divertible but will be lapsable on the pattern of the State Annual Plan funds. The funds booked under SCSP can only be diverted by a committee under the Chairmanship of Secretary Welfare with one representative each from the finance and the planning departments. However, no diversion of SCSP funds will be made to the general sector.
- iii) The department of welfare will be the nodal department for formulation and monitoring of the implementation of SCSP. In case of schemes exclusively meant for SCs, the implementing departments will formulate the schemes in consultation with the welfare department. However, in case of general plan schemes, the implementing departments will consult the welfare department only regarding the SCSP components of those schemes.
- iv) The concerned implementing departments will be fully responsible for proper implementation of SCSP schemes/components, audit and reconciliation of accounts for these schemes/components from the Accountant General (Audit), Punjab and replies to the Punjab Vidhan Sabha/Public Accounts Committee and any other function which is required to be performed as a head of the department for implementation of plan schemes including the SCSP schemes/ components.
- v) The allocation under SCSP schemes/components included in the SCSP budgeted allocation will continue to be booked in the Minor Head-789-“SCP for SCs” below the major/sub-major head under the respective demand of the concerned implementing departments.
  - a) In case of non beneficiary oriented schemes, a portion equal to SC population (~32%) will be booked under SCSP.

- b) In case of irrigation and agriculture departments, where SC beneficiaries are substantially less, only half of the portion equal to SC population (~16%) will be booked under SCSP.
- c) The beneficiary oriented schemes will be further put under two categories. One, where the percentage of SCSP is less than portion equal to SC population (<32%) and the other, where the percentage will be equal or more than the portion equal to SC population ( $\geq 32\%$ ).
- d) As per the guidelines of the Planning Commission, the expenditure incurred on the infrastructure created in the villages having 40% or more SC population, can be fully booked under SCSP expenditure. Therefore, under such schemes, 40% allocation will be booked under SCSP.
- e) The percentages under SCSP schemes/components will be worked out by the welfare department in consultation with the departments based on historical data and future trend within the overall SCSP component determined on the basis of resources finalised by the Planning Commission, GOI/ Finance Department, Punjab.
- vi) The concerned administrative departments will seek the concurrence of the welfare department in accordance with the instructions issued for the clearance of plan schemes by the planning department from time to time regarding the beneficiary oriented SCSP schemes/components, wherein, the direct benefit accrues to the individual or the families belonging to the Scheduled Castes. The identification of beneficiaries oriented schemes/components will be done by the welfare department in consultation with the implementing departments. However, the approval of both the general and Special Component Plan (now SCSP) will be accorded by the Punjab State Planning Board through the usual process being followed for the approval of Five Year/Annual Plans.
- vii) The department of welfare will prepare as many schemes as possible directly benefitting the SC population. The planning department will endeavor to include as many schemes as possible in

- the Annual Plan with the requisite allocation.
- viii) The department of welfare will enhance/reduce the scheme-wise/component-wise SCSP allocation in consultation with the departments within the revised plan size indicated by the finance department, Punjab at the time of finalisation of revised estimates/supplementary for the Plan Budget.
  - ix) The inclusion/deletion of SCSP schemes/components will be done by the welfare department in consultation with the departments within the revised plan size indicated by the finance department, Punjab at the time of finalisation of revised estimates/supplementary for the Plan Budget.
  - x) The prior approval , if required , for any issue relating to formulation of SCSP which is within the purview of the finance department as per Allocation of Business Rules will be obtained.
  - xi) The department of welfare, being the nodal department, in case faces any problem in formulation and monitoring the implementation of SCSP, will take necessary action in consultation with the department of planning and the department of finance

### **Steps taken by the State Government**

**2.7** The State Govt. has taken the following steps for the effective implementation of SCSP:-

- i) A separate Directorate i.e. Directorate of Scheduled Castes Sub Plan has been set up under the administrative control of the Welfare Department and made the nodal department for formulation and monitoring the implementation of SCSP/SCA schemes;
- ii) The size of the Scheduled Castes Sub Plan is determined by the Directorate of SCSP on the basis of scheme-wise SCSP outlays determined in consultation with the concerned Administrative Departments as soon as the size of the State Annual Plan is determined by the Planning Department.
- iii) The Scheduled Castes Sub Plan document is being placed in the legislature along with other budget documents. State Plan budget will

- be presented after incorporating the SCSP outlays therein.
- iv) SCSP budgeted allocation is being booked under a separate minor head –789–“SCP for SCs” to avoid diversion of SCSP funds to the general sectors;
  - v) A separate sub-head has been opened under the Receipt Head of the State Govt. to avoid diversion of SCA funds and to maintain the accountability of the funds received from Govt. of India;
  - vi) The ADC (Development) in each district has been declared the Nodal Officer under the overall control of Deputy Commissioner of the concerned district for formulation, implementation, monitoring/review and co-ordination of programmes and schemes falling under the district level SCSP/SCA for the respective districts. The concerned District Welfare Officer will provide necessary secretariat assistance to the ADC (D) as is being done by the Deputy E.S.A. in case of district plan schemes.
  - vii) The Concerned District Heads/ District Welfare Officer will intimate the Welfare Department, the physical targets to be achieved under each SCSP scheme and also specify the area of operation and beneficiaries/families to be covered to enable the Welfare Department to have on the spot checking of the working and implementation of the schemes to see as to whether the schemes are being implemented in the right spirit and beneficiaries covered are genuine.
  - viii) Out of the total 12,168 inhabited villages in the State, 4799 villages (39.43%) with 40% or more SC population (on the basis of Census 2011) have been identified to provide infrastructure facilities to the SC inhabitations on priority basis;
  - ix) A State Level Review Committee under the Chairmanship of Chief Minister, Punjab has been constituted for monitoring and review of schemes under SCSP/SCA (**Annexure-VI**);
  - x) A State Level Standing Tripartite Committee, under the Chairpersonship of Minister-in-Charge, Welfare of SCs and BCs, has been constituted to review and monitor the implementation of SCSP/SCA schemes (**Annexure-VII**). 10 meetings of this committee have been held so far;



- xi) District and Block level Monitoring Committees have been constituted for review/monitoring of SCSP/SCA schemes at the grass root level **(Annexure-VIII and Annexure-IX)**. 8 meetings of district level committee have been held so far. Moreover, 80 meetings of the Block Level Monitoring Committees have been held so far;
- xii) A Monitoring Cell has been established in the Directorate of SCSP to evaluate the SCSP/SCA schemes on regular basis. This Cell has already done evaluation of SCA schemes for the years 2008-09, 2009-10 and 2010-11 and the reports in this regard have already been submitted to the Ministry of Social Justice and Empowerment, GOI. The evaluation of SCA schemes implemented during 2011-12 is at the final stage and report in this regard will be sent to the Ministry shortly.

### **District Planning Committees (DPCs)**

**2.8** The District Planning Committees have been constituted by the State Govt. in all the districts of the State. The Department of Planning had issued detailed guidelines regarding formulation of the District Plan by the District Planning Committees. However, the work regarding preparation of District Plan is yet to be started at the district level. To ensure the proper implementation of the district level schemes, the Department of Planning had changed the system for release of funds under the district level schemes from the year 2010-11. The concerned Administrative Departments have been made fully responsible for the release of funds for the district level schemes from the Finance Department and, thereafter, issuing sanctions to their field level implementing agencies. Accordingly, the Department of Welfare had also issued guidelines to the Administrative Departments concerned with SCSP to ensure that the SCSP share should be depicted under the minor head -789 while issuing the sanction for the district level schemes.

### **Appraisal of the 11<sup>th</sup> Five Year SCSP (2007-12)**

**2.9** During 11<sup>th</sup> Five Year Plan (2007-2012), out of an actual plan allocation of ₹ 40616.00 Crore, an allocation of ₹ 11574.00 Crore was earmarked under SCSP for the socio economic and educational development of Scheduled Castes in the State. Against this allocation, an expenditure of ₹ 7085.35 Crore was incurred during 11<sup>th</sup> Five Year SCSP. In addition, ₹.38.07 Crore were spent under the Special Central Assistance Programme during the same period to enable the below poverty line SC families to cross

the poverty line. Against this expenditure, an institutional finance to the tune of ₹.44.77 Crore was also raised from the different financial institutions for economic upliftment of BPL SC families. Similarly, an expenditure of ₹ 964.80 Crore was incurred as central share under SCSP for the Centrally Sponsored Schemes. Accordingly, total expenditure of ₹ 7638.10 Crore was incurred during the 11<sup>th</sup> Five year SCSP including an expenditure of ₹ 798.57 Crore under various poverty alleviation schemes to assist 3.51 lac SC families.

### **Size and Performance under the Scheduled Castes Sub Plan since 8<sup>th</sup> Five Year Plan (1992-97)**

**2.10** As per the guidelines of the Planning Commission of India, the size of the Scheduled Castes Sub Plan out of the total State Plan outlay should be at least in proportion to the percentage of SC population of the State. However, the size of SCSP remained lower than the percentage of Scheduled Castes population in the State up to 9<sup>th</sup> Five Year Plan period (1997-02). Since 2003-04, the size of SCSP is being made proportionate to the percentage of SC population of the State. The financial performance under the Scheduled Castes Sub Plan during 8<sup>th</sup>, 9<sup>th</sup> and 10<sup>th</sup> Five Year Plan period remained between 46% and 66%. The performance during 11<sup>th</sup> Five Year Plan remained between 52% and 71% . The performance during first two years of 12<sup>th</sup> Five Year Plan remained satisfactory at the level of 67% and 72%, respectively. The performance during 2014-15 (upto 31.12.2014) is 34.76%. The year-wise detail of performance under SCSP as compared to the State Plan Outlay since 8<sup>th</sup> Five Year Plan is given as under:-

( ₹ Crore)

Year	State Plan			Scheduled Castes Sub Plan			
	Outlay	Exp.	%age performance	Outlay	%age of SCSP outlay to Annual Plan outlay	Exp.	%age performance
1	2	3	4	5	6	7	8
<b>8<sup>th</sup> Plan (1992-97)</b>	<b>6570.00</b>	<b>6818.83</b>	<b>103.79</b>	<b>954.06</b>	<b>14.52</b>	<b>447.98</b>	<b>46.46</b>
1992-1993	1150.00	891.88	77.55	164.06	14.27	88.58	53.99

( ₹ Crore)

Year	State Plan			Scheduled Castes Sub Plan			
	Outlay	Exp.	%age performance	Outlay	%age of SCSP outlay to Annual Plan outlay	Exp.	%age performance
1	2	3	4	5	6	7	8
1993-1994	1250.00	1125.42	90.03	195.00	15.60	105.88	54.29
1994-1995	1450.00	1419.46	97.89	200.00	13.79	87.42	43.71
1995-1996	1675.00	1587.68	94.79	200.00	11.94	90.50	45.25
1996-1997	1850.00	1794.39	96.99	205.00	11.08	75.60	36.87
<b>9<sup>th</sup> Plan (1997-02)</b>	<b>11500.00</b>	<b>10032.84</b>	<b>87.24</b>	<b>1150.00</b>	<b>10.00</b>	<b>759.41</b>	<b>66.03</b>
1997-1998	2100.00	2021.24	95.80	210.00	10.00	134.59	64.09
1998-1999	2500.00	2007.04	80.22	220.00	8.80	57.80	26.27
1999-2000	2680.00	1753.17	65.42	304.00	11.34	173.71	57.14
2000-2001	2700.00	2045.25	75.75	312.00	11.56	194.04	62.19
2001-2002	3357.00	2206.14	65.72	472.00	14.06	199.27	42.22
<b>10<sup>th</sup> Plan (2002-07)</b>	<b>18657.00</b>	<b>13619.42</b>	<b>73.00</b>	<b>2883.60</b>	<b>15.46</b>	<b>1636.44</b>	<b>56.74</b>
2002-2003	2793.00	1768.45	63.32	392.33	14.05	172.39	43.94
2003-2004	2822.00	1587.33	56.25	819.95	29.06	132.30	16.14
2004-2005	3479.80	1960.93	56.35	886.00	25.46	155.21	17.50
2005-2006	3550.00	3754.67	105.77	934.62	26.33	444.52	47.56
2006-2007	4000.00	5751.83	143.80	1154.00	28.85	732.02	63.43
<b>11<sup>th</sup> Plan (2007-12)</b>	<b>28923.00</b>	<b>-</b>	<b>-</b>	<b>8718.00</b>	<b>30.14</b>	<b>-</b>	<b>-</b>
2007-2008	5111.00	5023.96	98.30	1330.00	26.02	749.73	56.37
2008-2009	6210.00	6925.00	111.51	1792.00	28.86	1235.87	69.00
2009-2010	8625.00	4974.00	57.66	2488.31	28.85	1316.08	52.98
2010-2011	9150.00	8325.28	91.00	2640.00	28.85	2319.87	87.87
2011-2012	11520.00	7457.45	64.73	3323.52	28.85	2095.04	63.03

( ₹ Crore)

Year	State Plan			Scheduled Castes Sub Plan			
	Outlay	Exp.	%age performance	Outlay	%age of SCSP outlay to Annual Plan outlay	Exp.	%age performance
1	2	3	4	5	6	7	8
<b>12<sup>th</sup> Plan (2012-17)</b>	<b>92100.00</b>			<b>26570.00</b>	<b>28.85</b>		
2012-13	14000.00	9895.71	70.68	4039.00	28.85	2725.65	67.48
2013-14	16125.00	11807.88	73.23	4653.00	28.85	3371.74	72.46
2014-15	20099.83	17460.87 (Anti.)	86.87	6432.00	32.00	5626.95 (Anti.)	87.48
2015-16	21173.91	..		6764.10	31.95	--	--

### Strategy for SCSP during 12<sup>th</sup> Five Year Plan (2012-2017)

**2.11** As per Census 2011, Punjab has the highest SC population percentage (31.94%) in the country as compared to the other States. At present, the size of SCSP is being determined equivalent to the percentage of SC population in the State, out of the total size of the State Annual Plan, after quantifying the SCSP component out of the plan schemes included in the State Annual Plan in consultation with the concerned Administrative Departments.

**2.12** While determining the SCSP outlay under various schemes, the following factors/criterion have been taken into account :-

- Actual flow of beneficiaries under the beneficiary oriented schemes etc.
- SC population of the State,
- Enrolment of SC students in the Educational Institutes,
- Reservation policy in Admissions/Services,
- SC dominated villages having 40% or more SC population and
- Agricultural land holding owned by Scheduled Castes.
- Earmarking of outlay for indivisible sectors, (5% or actual) as per guidelines of the Planning Commission

**2.13** From the Year 2014-15, SCSP is being implemented as per the above criterion and decision of the CMM dated 20.01.2014, to the extent possible. Efforts shall be made to further rationalize the SCSP schemes as per the requirement in the near future and also to reduce the notional allocation, to formulate the new schemes and restructure the existing schemes as per the felt needs of SC people in consultation with the implementing departments to the extent possible.

**New guidelines dated 18.6.2014**

**2.14** The Planning Commission has issued the revised guidelines on 18-6-2014 for formulation and implementation of SCSP. For the implementation of these guidelines in the State, the comments of the department of Planning and Finance have been sought. The decisions contained in the notification dated 10.2.2014 will be reviewed in the light of comments to be received from the department of Planning and Finance.

**Scheduled Castes Sub Plan 2015-16**

**2.15** The size of SCSP for 2015-16 has been pegged at ₹ 6764.10 Crore which is 31.95% of the total State Plan outlay of ₹ 21173.91 Crore for 2015-16. The programme wise break up of allocation for 12<sup>th</sup> Five Year Plan (2012-17) is given below:-

Sr. No	Programme	12 <sup>th</sup> Plan SCSP Outlay	SCSP 2014-15		SCSP 2015-16
			Approved outlay	Anti. Exp.	Approved outlay
1	2	3	4	5	6
1	Health, Housing & Environmental improvement and other community development Programme.	17726.90	4445.92	3882.60	4631.33
2	Social Security Programme	2663.43	514.73	450.16	607.96
3	Education, Training and Skill Development Programme	4917.96	916.54	801.84	850.46
4	Economic Development Programme	1261.71	554.81	492.35	674.35
	<b>Total</b>	<b>26570.00</b>	<b>6432.00</b>	<b>5626.95</b>	<b>6764.10</b>

**2.16** The detail of budgeted, non-budgeted outlay and expenditure for SCSP 2014-15 and 2015-16 is given in the table on the next page.

**Detail regarding budgeted and non budgeted outlay of State Annual Plan vis-à-vis  
SCSP 2014-15 and 2015-16**

( ₹ Crore)

Sr. No.	Item	2014-15				2015-16			
		Annual Plan Outlay	%age to Annual Plan Outlay	SCSP Outlay	%age to SCSP Outlay	Annual Plan Outlay	%age to Annual Plan Outlay	SCSP Outlay	%age to SCSP Outlay
1	2	3	4	5	6	7	8	9	10
		20099.83	-	6432.00	-	21173.91		6764.10	
<b>I</b>	<b>Budgeted Outlay</b>	12584.23	62.60	3982.50	61.92	11796.69	55.71	3718.27	54.97
<b>II</b>	<b>Non-budgeted Outlay out of Annual Plan.</b>	7515.60	37.40	2449.50	38.08	9377.22	44.29	3045.83	45.03
a)	Agriculture Marketing Board	243.00	1.21	97.20	1.51	243.00	1.15	97.20	1.44
b)	R.D.F	900.00	4.48	360.00	5.60	0.00	0.00	0.00	0.00
c)	Live Stock Board	0.00	0.00	0.00	0.00	50.00	0.24	16.00	0.24
d)	PSIEC	0.00	0.00	0.00	0.00	50.00	0.24	16.00	0.24
e)	Cattle Fair Fund	0.00	0.00	0.00	0.00	70.00	0.33	22.40	0.33
f)	Power	3209.00	15.97	1000.29	15.55	3800.00	18.00	1216.00	17.98
g)	PIDB	1600.00	7.96	512.00	7.96	1600.00	7.58	512.00	7.57
h)	PUDA	309.00	1.54	70.16	1.09	500.00	2.37	160.00	2.37
i)	GMADA	340.00	1.69	77.18	1.20	464.22	2.20	148.23	2.19
j)	GLADA	0.00	0.00	0.00	0.00	100.00	0.47	32.00	0.47
k)	PMIDC	0.00	0.00	0.00	0.00	500.00	2.37	160.00	2.37
l)	PTEB	0.00	0.00	0.00	0.00	200.00	0.95	64.00	0.95
m)	PTU	0.00	0.00	0.00	0.00	200.00	0.95	64.00	0.95
n)	Rural Local Bodies	500.00	2.49	200.00	3.11	1000.00	4.74	400.00	5.92
o)	Urban Local Bodies	414.00	2.06	132.67	2.06	600.00	2.84	138.00	2.04

**2.17** During 2015-16, out of SCSP allocation of ₹ 6764.10 crore, the funds amounting to ₹ 1486.17 Crore are likely to be spent as Centre Share under various Centrally Sponsored Schemes. In addition, Special Central Assistance of ₹ 50.00 crore is likely to be received in lump sum from Govt. of India under the Central Sector Scheme “**Special Central Assistance (SCA) to Scheduled Castes Sub Plan (SCSP)**” Accordingly, total expenditure of ₹ 6814.10 Crore is likely to be incurred under SCSP during 2015-16 including ₹406.27 Crore to assist 3,53,296 Scheduled Caste families under Point No. 11(i) of 20 Point Programme.

## CHAPTER III

### SPECIAL CENTRAL ASSISTANCE (SCA) PROGRAMME

#### Concept

The Ministry of Social Justice and Empowerment, Government of India had launched a Central Sector Scheme “**Special Central Assistance (SCA) to Scheduled Castes Sub Plan (SCSP)**” in the year 1979-80. Special Central Assistance is an additive to the Scheduled Castes Sub Plan of the State and is not linked to any particular programme or scheme. Under this programme, a lumpsum amount is released to the States and formulation of schemes and schematic allocation is done by the States at their own level keeping in view the felt needs of SC people and the guidelines of the Ministry. The only condition with regard to SCA is that it should be spent on the programmes/schemes for the economic development of BPL SC families to enable them to cross the poverty line. It is not possible to make any discernible impact on the conditions of the SCs particularly in the rural areas as economic development has been recognized as a core solution of the problems of SCs. SCA should be used in an integrated, optimal and cost effective manner in conjunction with the flow of outlays/benefits from various sources of the State or to be in conjunction with the Scheduled Castes Sub Plan of the State mainly for income generating schemes for SCs living below the poverty line.

#### Criteria for allocation of SCA to the States

**3.2** The criteria for allocation of Special Central Assistance to the States is as under:-

- |      |   |     |
|------|---|-----|
| i)   | On the basis of SC population of the State  | 40% |
| ii)  | On the basis of Relative backwardness of the State (Inverse of State's per capita domestic product)   | 10% |
| iii) | On the basis of the percentage of SC families in the State covered by the composite economic development programmes in the Plan to enable them to cross the poverty line. | 25% |
| iv)  | On the basis of Scheduled Castes Sub Plan to the Annual Plan as compared to the SC population percentage in the State.  | 25% |



**3.3** As per guidelines, out of the total SCA released to the States, 10% can be utilized for infrastructure development programmes in the villages having 50% or more SC population, 10% on skill development training programmes for SCs and 3% for supervision, monitoring and evaluation of economic development schemes implemented with the support of SCA funds. Rest of the amount can be utilized for self employment ventures for which subsidy to the extent of ₹ 10,000/- is permissible.

**3.4** The detailed guidelines issued by the Ministry of Social Justice and Empowerment from time to time regarding utilisation of Special Central Assistance are at **Annexure-X**.

**3.5** The details of SCA received from GOI and utilised by the State Govt. since 10<sup>th</sup> Five Year Plan (2002-2007) is given in the following table :-

(₹ lac)						
Year	Opening balance	SCA released by GOI	Total SCA available (Col. 2+ Col. 3)	SCA utilized (out of Col. 4)	Un-spent balance (Col.4- Col.5)	Physical achievement (Beneficiaries) (against Col. 5)
1	2	3	4	5	6	7
<b>10<sup>th</sup> Five Year Plan (2002-07)</b>						
2002-03	3074.72	-	3074.72	1289.85	1784.87	18,353
2003-04	1784.87	680.03	2464.90	380.28	2084.62	3,369
2004-05	2084.62	-	2084.62	112.56	1972.06	9,127
2005-06	1972.06	-	1972.06	659.16	1312.90	6,435
2006-07	1312.90	864.83	2177.73	848.81	1328.92	8,250
<b>11<sup>th</sup> Five Year Plan (2007-12)</b>						
2007-08	1328.92	375.85	1704.77	1003.25	701.52	12,006
2008-09	701.52	1004.07	1705.59	717.62	987.97	6,996
2009-10	987.97	1075.88	2063.85	555.67	1508.18	5688
2010-11	1508.18	1362.33	2870.51	1057.13	1813.38	11273
2011-12	1813.38	-	1813.38	473.36	1340.02	7075
<b>12<sup>th</sup> Five Year Plan (2012-17)</b>						
2012-13	1340.02	-	1340.02	425.41	914.61	10416
2013-14	914.61	-	914.61	440.48	474.13	7841
2014-15	474.13	-	474.13	196.66 (Upto 31-12-14)	277.47	4805 (Upto 31-12-14)

**3.6** The Ministry of Social Justice and Empowerment, GOI has earmarked ₹ 44.18 Crore (₹.25.65 Crore as Ist instalment and ₹18.53 Crore as IInd instalment) as notional allocation for the State of Punjab for the year 2014-15. In anticipation of receipt of about ₹40-45 Crore SCA from the Ministry during 2015-16, an Action Plan of ₹ 50.00 Crore has been prepared for the year 2015-16 to cover 42796 beneficiaries and 38 villages (for

creating infrastructure). This Action Plan will be revised during the course of the year according to the funds released by the Ministry. The department wise and scheme wise detail regarding financial and physical achievements during 2013-14 and 2014-15 and financial and physical targets for 2015-16 is given in the Statements VIII, IX & X.

**Department-wise write up of schemes to be implemented under SCA Programme during 2015-16**

**I. WELFARE OF SCHEDULED CASTES**

**SCA(SC)-17 Financial assistance to SCs for starting professional practice after completion of professional courses. (New scheme)**

*Approved Outlay- ₹.1000.00 Lac*

**3.7** Under the Scheme, financial assistance will be provided to those SC professionals who do not get employment after completion of various professional courses like LLB, CA, Company Secretary, Engineering, MBBS, BDS, Pharmacy and Medical Technologist etc. and are desirous of starting their own practice. Assistance will be provided for purchase of books, furniture, equipments etc. The SC professionals belonging to those families whose family income is less than ₹ 5.00 lac P.A. and are below 35 years of age, will be eligible for financial benefit under the scheme. A budget provision of ₹ 1000.00 lac has been made during 2015-16 for this purpose.

**SCA(SC)-1 Setting up of institutes for training in typing & stenography to below poverty line SCs**

*Approved Outlay - ₹ 140.60 Lac*

**3.8** Under the Scheme, training in Stenography (Punjabi and English) is being imparted at Stenography Institute at SAS Nagar, (Seating capacity 80) since 1984-1985 to the unemployed below the poverty line SC graduates. Two more training institutes at Firozeur and Patiala were set up in the year 1999 and one training institute at Amritsar in 2002 on the pattern of SAS Nagar Institute. The sanctioned seats in the training institutes set up at Firozeur, Patiala and Amritsar is 50 seats each (25 English and 25 Punjabi). These training Institutes provide shorthand and typing training (Punjabi and English language) to the unemployed BPL SC graduates. These institutes have also been equipped with the facility of computers. The duration of the training is one year. In

addition, free coaching and stipend @ ₹ 750 per month is paid to each trainee during the training.

**3.9** An amount of ₹ 78.27 lac has been spent to train 144 SC beneficiaries during 2013-14. Similarly, an amount of ₹ 108.83 lac is likely to be spent by during 2014-15 for providing training to 167 SCs graduates. An allocation of ₹ 140.60 lac has been earmarked for the year 2015-16 to provide training to 180 beneficiaries under the scheme.

**SCA(SC)-3 Providing of equipment /raw material in 24 Training-cum-Production Centres of Welfare Department**

*Approved Outlay- ₹ 27.90 Lac*

**3.10** The objective of the scheme is to train SC widows/women and girls living below the poverty line in technical trades so as to enable them to supplement their family income. 24 Training–Cum-Production Centres of different trades i.e. Readymade garments-10, Handloom-5, Canning-3, Plastic goods-1, Leather goods-4, Carpet making-1 are sanctioned. At present only 8 centres are functioning in the State. 25 trainees are trained in each training centre every year. Funds are provided for the supply of raw material, maintenance of machines and purchase of furniture etc. Duration of the training is one year. After completion of training, each trainee is provided a free sewing machine so that they can adopt self employment. The items prepared by the trainees during the training are sold in the market at 10% profit by holding exhibitions on different occasions. The profit money is used as revolving fund for purchase of raw material of the concerned trade. After completion of training, trainees are also provided assistance to take up self-employment in the respective trades. After completion of one batch, the training centres are shifted to other villages preferably SC dominated villages having 40% or more SC population. The concerned village panchayat provides rent free building and also pays the electricity and water charges of the centre running in the village.

**3.11** The scheme could not be implemented during 2013-14 and 2014-15 due to non receipt of SCA funds from Govt. of India. An allocation of ₹ 27.90 lac has been earmarked for the year 2015-16 to cover 250 trainees under the scheme.

**SCA(SC)-4 Strengthening of 108 Community Centres-providing equipment and raw material**

*Approved Outlay- ₹ 95.00 Lac*

**3.12** The Scheme is being implemented on the non-plan side. Under the scheme, one year training in cutting, tailoring and embroidery is provided to the below poverty line women/girls to enable them to be self employed/self dependent, economically. The expenditure on the staff is met from the non-plan budget. Funds required for raw material, repair and maintenance of machinery etc. are provided under the scheme to strengthen the existing 108 Community Centres opened in the State.

**3.13** The scheme aims at to remove the stigma of untouchability and to bring about change in the living standard of the SC women/girls. In each centre 20 BPL SC women/girls are trained every year. During the training, a stipend of Rs. 500/- P.M. per trainee is paid. The items prepared by the trainees during the training are sold in the market at 10% profit by holding exhibitions on different occasions. The profit money is used as revolving fund for purchase of raw material for the concerned trade. After completion of one batch, the training centres are shifted to other villages preferably SC dominated villages having 40% or more SC population. The concerned village panchayat provides rent free building and also pays the electricity and water charges of the centre running in the village.

**3.14** The scheme could not be implemented during 2013-14 and 2014-15 due to non receipt of SCA funds from Govt. of India. An allocation of ₹ 95.00 lac has been earmarked for the year 2015-16 to pay stipend to 760 trainees under the scheme.

**SCA(SC)-10 Creation of infrastructure facilities in the Villages having 50% or more SC population**

*Approved Outlay- ₹ 400.00 Lac*

**3.15** As per the guidelines of the Ministry of Social Justice and Empowerment, Govt. of India, 10% of the total SCA released to the States can be utilized on creating infrastructure in the villages having 50% or more SC population. Under the scheme, infrastructure facilities such as pucca streets, drinking water, drainage, streets lights,

community centres, toilets etc. in the villages having 50% or more SC population of the State can be provided.

**3.16** The scheme could not be implemented during 2013-14 and 2014-15 due to non receipt of SCA funds from Govt. of India. An allocation of ₹ 400.00 lac has been earmarked for the year 2013-14 to provide basic infrastructure facilities to 4000 SC families under the scheme.

**SCA(SC)-12 Capital Subsidy to PSCFC under bank tie-up loaning programme**

*Approved Outlay- ₹ 500.00 Lac*

**3.17** Under this scheme, loan through commercial banks is provided to the SC families living below the poverty line for self-employment / ventures. Capital Subsidy @ 50% of the loan amount subject to the maximum of ₹.10,000/- is provided out of SCA.

**3.18** The scheme could not be implemented during 2014-15 due to non receipt of SCA funds from Govt. of India. An allocation of ₹ 500.00 lac has been earmarked under the scheme for the year 2015-16 to cover 5000 SC beneficiaries.

**II. SCHEDULED CASTES SUB PLAN**

**SCA(SCSP)-1 Formulation/ Monitoring/Review and Implementation of SCSP**

*Approved Outlay- ₹ 11.00 Lac*

**3.19** The Directorate of Scheduled Castes Sub Plan was set up by the State Govt. in the year 1994 for formulation/monitoring/review and implementation and of SCSP in an effective manner. This Directorate is maintaining the data base of Scheduled Castes in Punjab. For this purpose, a Computer Centre has been set up in the Directorate. Welfare Department has also developed the independent Website [www.welfarepunjab.gov.in](http://www.welfarepunjab.gov.in) and the basic data of SCs has been uploaded on this website. Besides, study tours/training of the officers of the Directorate are proposed to be organized with the objective to update their knowledge and skill in the field of economic planning.

**3.20** An amount of ₹ 8.20 lac has been spent during 2013-14. An amount of ₹ 7.50 lac is likely to be spent during 2014-15. An amount of ₹ 11.00 lac has been earmarked for this scheme for the year 2015-16 as per the following details:-

		(₹. lac)
(i)	Computerisation of Directorate of SCSP	10.00
(ii)	Strengthening of Data Base, Study Tours, Training etc.	1.00
<b>Total:</b>		<b>11.00</b>

**SCA(SCSP)-2      Implementation of SCA Programmes at the District Level-  
Placing of funds at the disposal of District Rural  
Development Agencies (DRDAs)**

*Approved Outlay- ₹ 2383.89 Lac*

**3.21** It has been observed that the development programmes being implemented for the below poverty line Scheduled Castes in the districts tend to get slow down either because a particular input is not available under the approved schemes or certain sanctions/formalities take a long time due to procedural constraints and the matter is referred to the State Headquarters for final approvals. These programmes have also suffered due to non-availability of funds. The SCA funds are provided to the District Rural Development Agencies(DRDAs) on adhoc basis keeping in view the performance of the district(s) and the genuine proposals. DRDAs formulate the schemes for the economic development of below poverty line scheduled Castes with reference to their occupational pattern which increases productivity and income from their limited resources. DRDAs send these proposals to the Directorate of Scheduled Castes Sub Plan for approval and this Directorate after according the necessary approval releases the funds to the concerned district authorities after getting the sanction and drawing the funds from the finance department and the treasury, respectively.

**3.22** An amount of ₹ 177.13 lac has been spent during 2013-14 to assist 5117 beneficiaries. An amount of ₹ 268.96 lac is likely to be spent during 2014-15. Keeping in view the performance of DRDAs and response of the SC people, allocation during 2015-16 has been enhanced under the scheme. An allocation of ₹ 2383.89 lac has been earmarked for the year 2015-16 to cover 23839 beneficiaries under the scheme.

**SCA(SCSP)-4      Setting up of a Monitoring Cell in the Directorate of SCSP for the purpose of surveys/studies and evaluation**

*Approved Outlay- ₹ 32.86 Lac*

**3.23** As per the guidelines of Ministry of Social Justice and Empowerment, Govt. of India with regard to implementation of SCA programme, 3% of the total SCA funds received from Govt. of India can be utilized on staff and infrastructure for proper monitoring of SCA schemes. To know the impact of the Special Central Assistance Programme, the Ministry of Social Justice and Empowerment, Govt. of India seeks the information about the number of beneficiaries who have crossed the poverty line after availing the benefit of SCA every year. To meet the requirement of the Ministry on year to year basis, a Monitoring Cell was established in the Directorate of Scheduled Castes Sub Plan during 2010-11. The evaluation reports prepared by this cell for the SCA schemes implemented during 2007-08, 2008-09, 2009-10 and 2010-11 have already been sent to the Ministry. The evaluation work for the year 2011-12 is in the final stage and the report will be sent to the Ministry shortly.

**3.24** During 2013-14, an amount of ₹ 12.21 lac has been spent. During 2014-15, an amount of ₹ 19.70 lac likely to be spent under this scheme. During 2015-16, the Monitoring Cell will evaluate the schemes implemented during 2012-13 and for this purpose, an amount of ₹ 32.86 lac has been earmarked.

### **III. ANIMAL HUSBANDRY**

**SCA(AH)-1      Female buffalo calf rearing**

*Approved Outlay- ₹ 50.00 Lac*

**3.25** The objective of the scheme is to improve the economic status of the BPL Scheduled Caste landless labourers involved in the Animal Husbandry practices by providing them one young buffalo female calf (about 6 months old) for rearing. When the calf is fully developed, the beneficiaries can sell it in the market or can keep the same for milk production. This would help them to generate additional family income to cross the poverty line. The calf will be selected from the dairy farms around the cities where buffalo of superior genetical potential are available in abundance.

**3.26** Under the scheme, each beneficiary will be given one female buffalo calf costing ₹ 10,000/-. De-worming of this calf will be done by the Animal Husbandry Department free of cost. An expenditure of ₹ 4.50 lac has been incurred during 2013-14 to provide calves to 45 beneficiaries. The scheme could not be implemented during 2014-15 due to non receipt of SCA funds from Govt. of India . An allocation of ₹ 50.00 lac has been earmarked to provide calves to 500 BPL SC families under the scheme during 2015-16.

**SCA(AH)-2 Setting up of Goat/Sheep rearing units**

*Approved Outlay- ₹ 20.00 Lac*

**3.27** Under the scheme, each identified family will be provided a unit of four goats/sheep. A subsidy @ 50% of total cost of the unit subject to a maximum limit of ₹ 10,000/- will be provided to each BPL SC family. Deworming of the goats/sheep would be done by the Animal Husbandry Department free of cost. The scheme could not be implemented during 2013-14 and 2014-15 due to non receipt of SCA funds from Govt. of India. An allocation of ₹ 20.00 lac has been earmarked under the scheme during 2015-16 to establish 200 goat/sheep rearing units.

**SCA(AH)-4 Establishment of Turkey units for BPL SCs**

*Approved Outlay- ₹ 10.00 Lac*

**3.28** Poultry sector provides nutritional security, self-employment and subsidiary income especially to the rural poor. Under this scheme, financial assistance as well as technical guidance will be provided to the BPL SC people interested in taking up the turkey rearing occupations. The scheme envisages to provide 10 turkey poults (unsexed) of 6-8 weeks at a total cost of ₹ 2500/- to the selected BPL SC families. Besides, each family will be provided a sum of ₹ 2500/- for construction of Shed (8'X5') and for feed for the turkey birds. Thus, the total cost of a turkey unit is approximately ₹ 5000/-.

**3.29** The scheme could not be implemented during 2013-14 and 2014-15 due to non receipt of SCA funds from Govt. of India. An allocation of ₹ 10.00 lac has been earmarked for the year 2015-16 to set up 180 Turkey units under the scheme.



**SCA(AH)-6 Supply of Hand Driven Chaff Cutter (Toka Machine) to landless/marginal Scheduled Castes families**

*Approved Outlay- ₹ 6.00 Lac*

**3.30** This scheme was introduced during 2013-14 on trial basis. The objective of the scheme is to facilitate the landless and marginal below poverty line Scheduled Caste families by providing them a hand driven chaff cutter at their door step so that they can feed their milch animals properly and easily.

**3.31** The landless agriculture labourers and marginal SC farmers who keep with them milch animals and other livestock for their domestic need collect the green fodder from the fields but have no fodder cutter of their own. They have to go to the land owners/large farmers for cutting their fodder. Under this scheme, each beneficiary will be given a good quality hand driven chaff cutter at a cost of ₹ 6000/-. The scheme could not be implemented during 2013-14 and 2014-15 due to non release of funds. During 2015-16, a budget provision of ₹ 6.00 lac has been earmarked under the scheme to provide Chaff cutters to 100 BPL SC families.

**SCA(AH)-8 Providing insurance cover to milch animals reared by Scheduled Castes families. (New Scheme)**

*Approved Outlay- ₹ 50.00 Lac*

**3.32** In order to encourage SC families for milk production, the concept of livestock insurance has been initiated for the purpose of compensation in case of death of the milch animal due to deadly disease. At present, Animal Husbandry Department is implementing insurance scheme for the general public under which a milch animal is insured at a premium of ₹ 2400/- per animal. Under this scheme, insurance cover will be provided to the milch animals reared by SCs @ ₹ 2400/- p.a. out of which 67% amount (₹. 1608/-) will be provided out of Special Central Assistance and 33% amount (₹. 792/-) will be provided out of National Livestock Mission funds.

**3.33** During 2015-16, an amount of ₹.50.00 lac has been earmarked to provide insurance cover to 3100 milch animals owned by BPL SC families.

## IV. HORTICULTURE

### SCA(H)-1 Subsidy for Sericulture

*Approved Outlay- ₹ 18.75 Lac*

**3.34** This scheme was initiated in the year 1996-97 for the development of sericulture in the State. The scheme is proposed to be implemented in semi-hill areas of the State because the climate and environment is most favourable for sericulture in this area. Under the scheme, out of the total unit cost of ₹. 15000/- for the construction of a rearing house of 15'x12' size, 75% of the cost subject to maximum limit of ₹10,000/- is provided as subsidy out of SCA and the remaining amount is contributed by the beneficiary.

**3.35** The scheme could not be implemented during 2013-14 and 2014-15 due to non receipt of SCA funds from Govt. of India. An allocation of ₹ 18.75 lac has been earmarked for the year 2015-16 to provide benefit to 187 BPL SC families in Roopnagar, Shaheed Bhagat Singh Nagar, Gurdaspur and Hoshiarpur districts under the scheme.

## V. INDUSTRIES (PUNJAB INFOTECH)

### SCA(INFO)-1 Certificate Course in Computer fundamental and office application to 10<sup>th</sup> pass SC boys/girls through CAL-C (Renamed scheme)

*Approved Outlay- ₹ 154.00 Lac*

**3.36** Punjab Information and Communication Technology Corporation Limited (Punjab InfoTech) is a State Government undertaking which imparts computer education in the Centre for Advance Learning in Computers (CAL-C). These are authorized training centers by the State Govt. At present, there are about 80 training centers running through-out the State. These training centers are well equipped with required staff and infrastructure of the latest technology.

**3.37** The basic computer knowledge is must for the recruitment in the Govt. and the private sectors. Keeping in view the demand of the computer training, this scheme has been included during 2015-16. Under this scheme, Punjab InfoTech will provide 120

hours training in computer fundamental and office application. The course includes two modules. Module-1 contains computer fundamentals and personal information system (DOS, MS windows) and Module-2 contains word processing, spread sheets, presentation graphics and PC database. The duration of the course will be 3 months. The requisite qualification for the training aspirants is 10<sup>th</sup> pass. Punjab Infotech will charge Rs. 3500/- per student as training fee which includes study material.

**3.38** An allocation of ₹ 154.00 lac has been earmarked to impart training to 4400 candidates in all the districts of the State during 2015-16 under the scheme.

## **VII. NEW AND RENEWABLE SOURCES OF ENERGY**

**SCA(PEDA)-1 Providing LED based solar photovoltaic street lights in villages having 100% SC population (New scheme)**

*Approved Outlay- ₹ 100.00 Lac*

**3.39** As per the guidelines of the Ministry of Social Justice and Empowerment, Govt. of India, 10% of the total SCA released to the States can be utilized on creating infrastructure in the villages having 50% or more SC population. Under the scheme, infrastructure facilities such as pucca streets, drinking water, drainage, streets lights, community centres, toilets etc. in the villages having 50% or more SC population of the State can be provided as per the felt needs of such villages.

**3.40** Under this scheme, LED based solar photovoltaic street lights will be provided in villages having 100% SC population. These lights will be installed inside the houses of the people. It will be social responsibility of the house owner to operate these lights and inform the department in case of any fault.

**3.41** An amount of ₹ 100.00 lacs has been earmarked during 2015-16.

## CHAPTER – IV

### 20 POINT PROGRAMME (SC Families Assisted)

The 20 Point Programme (TPP) was launched by the Government of India in the year 1975. The programme was first revised in 1982 and again in 1986. It was further restructured in 2006, keeping in view the challenges of the 21<sup>st</sup> Century with particular reference to the ongoing process of economic reforms, liberalization and globalization of the Indian Economy. The programmes /schemes under the TPP-2006 are in harmony with the priorities contained in the National Common Minimum Programme (NCMP). The thrust of TPP-2006 is towards programmes for eradicating of poverty and improving the quality of life of the poor and the under-privileged people all over the country. The programme covers various socio economic aspects like poverty, employment, education, housing, health, agriculture, land reforms, irrigation, drinking water, protection and empowerment of weaker sections, consumer protection, environment, e-governance, etc. This programme is being monitored by the Ministry of Statistics and Programme Implementation, Government of India on the basis of performance report received from the State Governments/UTs and Central Nodal Ministries.

**4.2** The 20 Points further comprises 65 monitorable items which are synonymous with the programmes/schemes being administered by various Ministries/Departments of the Government of India and implemented by the State Governments and UTs. The monitoring mechanism became operational w.e.f. April. 2007. The point No. 10 of this programme relates to '**Welfare of Scheduled Castes, Scheduled Tribes, Minorities and OBCs**'. This point consists of 10 items from item No. 33 to item No. 42. The item No. 33 relates to "**SC Families Assisted**" and is monitored on quarterly basis by the Ministry of Social Justice and Empowerment, Government of India being the concerned Administrative/Nodal Ministry for this item.

**4.3** The Ministry of Statistics and Programme Implementation, Government of India in consultation with the Nodal Ministry modified the scope of the item No. 33 from the year 2012-13. Under the modified scope, the targets for item No.33 relate to the following two sub-parameters:-

**Sub-parameter (i)**

SC students benefitted under the Post Matric Scholarship Scheme.

**Sub-parameter (ii)**

SC families assisted for income generating activities under:-

- (a) Special Central Assistance (SCA) to Scheduled Castes Sub Plan (SCSP)
- (b) Concessional loan scheme of National Scheduled Castes Finance and Development Corporation (NSFDC)

**4.4** In Punjab State, the Directorate of Scheduled Castes Sub Plan, Welfare Department is the nodal department for reporting monthly progress w.r.t. item No. 33-SC Families Assisted. For the year 2013-14, initially, the State Government had fixed physical targets of 1,84,580 SC families under the programme, but later on Government of India conveyed state-wise targets under the programme, under which the physical targets for item No.33 for the Punjab State were fixed as 1,27,774 SC families. The sub-parameter wise detail of these targets alongwith achievements during the year 2013-14 is given as below:-

<b>Sr. No.</b>	<b>Sub-Parameter</b>	<b>Targets (No. of SC families assisted)</b>	<b>Achievements (No. of SC families assisted)</b>
i	SC students benefitted under the Post Matric Scholarship Scheme	96,936	3,35,000
ii (a)	Special Central Assistance (SCA) to Scheduled Castes Sub Plan (SCSP)	30,838	7,383
ii (b)	Concessional loan scheme of National Scheduled Castes Finance and Development Corporation (NSFDC)		
<b>Total</b>		<b>1,27,774</b>	<b>3,42,383</b>

**4.5** The achievements under the sub-parameter (i) i.e. 345.59% are considerably more than the allotted targets due to the clearance of backlog of funds of previous year under the scheme "Post Matric Scholarship to SC students". The achievements under

the sub-parameter (ii) i.e. 23.94% are less than the allotted targets because the Ministry of Social Justice & Empowerment, Govt. of India didn't release the Special Central Assistance to the Punjab State during the year 2013-14 due to non release of SCA available with the State Finance Department received during previous years to the Implementing Departments/Agencies. The State share against concessional loan scheme of NSFDC too was also not released by the government during the year 2013-14.

**4.6** The sub-parameter wise detail of the targets fixed by the State and the achievement upto 31.12.2014 and anticipated achievement during 2014-15 for the item No. 33-SC Families assisted under the Point No. 10 of the 20-Point programme for the year 2014-15, is as given below:-

<b>Sr. No.</b>	<b>Sub-Parameter</b>	<b>Physical Targets (No. of SC families assisted)</b>	<b>Achievement upto 31.12.2014</b>	<b>Anticipated Achievement</b>
i	SC students benefitted under the Post Matric Scholarship Scheme	96,936	2,18,323	4,07,000
ii (a)	Special Central Assistance (SCA) to Scheduled Castes Sub Plan (SCSP)	7507	4805	6002
ii (b)	Concessional loan scheme of National Scheduled Castes Finance and Development Corporation (NSFDC)		1	1
	<b>Total</b>	<b>1,04,443</b>	<b>2,23,129</b>	<b>413003</b>

**4.7** Ministry of Social Justice & Empowerment, Govt. of India has informed that no targets have been fixed for the parameter "SC students assisted under post matric scholarship" during 2014-15 because this parameter is demand driven. Therefore, the targets for this parameter for the year 2014-15 have been fixed equivalent to the year 2013-14.

**4.8** The sub-parameter wise detail of the targets fixed by the State for the item No. 33-SC Families assisted under the Point No. 10 of the 20-Point programme for the year 2015-16, is as given on the next page:-

<b>Sr. No.</b>	<b>Sub-Parameter</b>	<b>Physical Targets (No. of SC families assisted)</b>
i	SC students benefitted under the Post Matric Scholarship Scheme	3,10,000
ii (a)	Special Central Assistance (SCA) to Scheduled Castes Sub Plan (SCSP)	42,796
ii (b)	Concessional loan scheme of National Scheduled Castes Finance and Development Corporation (NSFDC)	500
	<b>Total</b>	<b>3,53,296</b>

**4.9** The scheme-wise outlay and anticipated achievement for the year 2014-15 and the targets for the year 2015-16 for item No.33 under the Point No. 10 of the 20-Point programme is given in the STATEMENT-XI.

## CHAPTER –V

### EMPOWERMENT OF SCHEDULED CASTE WOMEN/GIRLS

#### Status of women in Punjab

The condition of women varies from State to State across the country. Punjab State is acknowledged to be one of the States where women's status is not particularly low. The State is influenced by the preachings of Gurus and Saints, who had particularly stressed upon the equality of women and preached against the child marriages, female foeticide, sati pratha and illiteracy among the women. To empower the Schedule Caste girls/women in the State, various programmes are being implemented/initiated by the State Govt. to uplift their educational, social and economic status.

#### Educational Status

**5.2** At present, the State Govt. is implementing various exclusive schemes for the upliftment of educational status of women like Attendance scholarship to SC primary girl students to encourage them to attend the schools regularly and to minimize the drop-out rate among them. Other exclusive schemes for girls are strengthening of girl Senior Secondary schools, construction of girl hostels in higher secondary schools, attendance scholarships to handicapped girl students in rural area. Free books are also provided to SC girl students on the Non plan side. Other programmes, where more than 50% allocation is kept to promote educational status of women are Rashtriya Madhyamik Shiksha Abhiyan (RMSA) for universalization of secondary education, Dr. Hargobind Khurana scholarships for brilliant poor students, providing furniture for students at primary level in government schools, Sarv Shiksha Abhiyan, Mid Day Meal and coaching of stenography etc.

**5.3** With the result, literacy rate and drop out rate of SC girls have improved considerably. However, the drop out rate among SC girls as compared to SC boys is still higher upto 5<sup>th</sup> standard, whereas, the drop out rate of boys is higher than girls upto 10<sup>th</sup> standard.

#### Sex wise SC Population and Literacy Rate in the State

Population- Census 2011	Total	Male	Female
SC Population	88.60 lac	46.40 lac	42.20 lac
SC Literacy rate	64.81%	70.66%	58.39%



**Dropout rate of total (boys and girls) vis-a-vis SCs (boys and girls) in the State of Punjab –2010-11(as on 30-9-2010)**

Standard	Total			SCs		
	Total	Boys	Girls	Total	Boys	Girls
Upto 5 <sup>th</sup> class (Class I-V)	9.4	4.4	14.9	22.3	21.7	23.0
Upto 8 <sup>th</sup> class (Class I-VIII)	9.2	5.2	13.7	-	-	-
Upto 10 <sup>th</sup> class (Class I-X)	30.5	30.2	30.7	55.7	57.3	54.0

**(Source:- Statistics of School Education, 2010-11 Ministry of HRD, Gol-2014 )**

### **Economic Status**

**5.4** The data regarding the economic status of SC women is not presently available in the State. However, the major chunk of SC women workers are engaged in agriculture as labourers and look after their livestock at their home and engaged as household workers. The State Govt. is implementing exclusive programmes for SC women/girls like training in typing/ stenography, stitching, embroidery, fashion designing etc. for the economic development of SC women. There are some other schemes like National Rural livelihood Mission, National Rural Employment Guarantee etc., where more than 50% women component has been kept. The priority is also given to the SC women under various beneficiary oriented economic development programmes such as 'Bank tie up loaning' programme and placing of funds at the disposal of DRDAs etc. which are being implemented with the assistance from the State Government and the Central Government.

### **Social Security**

**5.5** In order to inculcate the sense of Social Security among the SC girls/ women, the exclusive programmes for SC women/ girls like Mai Bhago Vidya Scheme, Rajiv Gandhi Scheme for empowerment of adolescent girls (Sabla), National Mission for empowerment of women including Indira Gandhi Matritav Sahjog Yojna, distribution of sterilized sanitary pads to rural women, Bebe Nanaki Ladli Beti Kalyan Scheme, Shagun to SC girls/ women/divorcee and daughters of widows, financial assistance to widows and destitute women and fast track courts to handle the cases relating to crime against women etc. are being implemented by the State Govt. There are some other programme like Kishori Shakti Yojna, where more than 50% allocation has been kept for the welfare of women.

**5.6** During 12<sup>th</sup> Five Year Plan (2012-17), an outlay of ₹ 5227.92 crore has been earmarked out of total SCSP size for the socio economic development of SC women/girls against which an expenditure of ₹ 1006.04 crore has been incurred during 2012-14. An amount of ₹ 919.95 crore is likely to be spent during 2014-15. An outlay of ₹ 1029.37 crore has been earmarked during the year 2015-16. The detail of various schemes for the empowerment of SC women/girls proposed to be implemented in the year 2015-16 is at Statement XII.

### SCSP at a Glance

➤	11 <sup>th</sup> Five Year SCSP Approved Outlay (2007-2012)	₹ 8718.00	Crore
➤	11 <sup>th</sup> Five Year SCSP Actual Outlay (2007-2012)	₹ 11574.00	Crore
➤	11 <sup>th</sup> Five Year SCSP Actual Expenditure- (2007-2012)	₹ 7085.35 (61.21%)	Crore
➤	12 <sup>th</sup> Five Year SCSP Outlay – (2012-17)	₹ 26570.00	Crore
➤	SCSP 2014-15 Approved Outlay	₹ 6432.00	Crore
➤	SCSP 2014-15 Revised Outlay/Anticipated expenditure	₹ 5626.95	Crore

### SCSP 2015-16

➤	SCSP Size	₹ 6764.10	Crore
	• Budgeted outlay	₹ 3718.27 (54.97%)	Crore
	• Non- Budgeted outlay	₹ 3045.83 (45.03%)	Crore
➤	Allocation for schemes exclusively meant for SCs out of budgeted outlay	₹ 568.29	Crore
	• Percentage with Annual Plan outlay	2.68%	
	• Percentage with SCSP outlay	8.40%	

➤	Women Component	₹ 1029.57	Crore
➤	Centrally Sponsored Schemes :-		
	• State Share	₹ 756.76	Crore
	• Centre Share	₹ 1486.17	Crore
➤	Allocation for assisting SC families (BPL+Non -BPL)	₹ 406.27	Crore
➤	SC families (BPL+Non BPL) likely to be assisted	3,53,296	Nos.
➤	Allocation for Special Central Assistance	₹ 50.00	Crore
	• BPL SC families likely to be assisted with SCA	42,796	Nos.

**PART – II**

**STATEMENTS**

## STATEMENT – I

SCHEDULED CASTES SUB PLAN 2015-16  
Sector-wise Outlay and Expenditure

( ₹ Lac)

Sr. No.	Sector/Sub-head	12th Plan (2012-17) Projected		12th Plan SCSP Expenditure (2012-14)	SCSP 2014-15		Annual Plan 2015-16			SCSP 2015-16			
		Plan Outlay	SCSP Outlay		Approved Outlay	Anticipated Expenditure	Approved Outlay			Approved Outlay			Capital Content out of Col.13
							CS	SS	Total	CS	SS	Total	
1	2	3	4	5	6	7	8	9	10	11	12	13	14
<b>A</b>	<b>BUDGETARY OUTLAYS</b>												
I	Agriculture and Allied Activities	259767.19	21314.58	4921.33	8519.25	6450.24	40486.96	102552.06	143039.02	4327.03	2547.45	6874.48	1243.28
II	Rural Development	392914.57	180291.39	7743.35	32599.80	23777.92	27529.10	5957.10	33486.20	20205.84	3409.37	23615.21	3453.92
III	Irrigation and Flood Control	493564.16	28396.06	3829.64	8630.60	3988.57	38513.00	62018.00	100531.00	2305.14	4565.12	6870.26	6870.26
IV	Energy	12665.00	926.97	10.00	0.64	0.00	0.00	720.00	720.00	0.00	268.40	268.40	246.00
V	Industry and Minerals	237703.00	1125.00	0.00	0.00	0.00	0.00	11100.00	11100.00	0.00	0.00	0.00	0.00
VI	Transport	375993.00	17222.00	2328.00	5160.20	4938.00	37200.00	106305.00	143505.00	1860.05	4750.05	6610.10	6610.10
VII	Science, Technology and Environment	46170.75	625.00	100.00	60.00	63.50	183.00	4305.00	4488.00	0.00	52.50	52.50	5.00
VIII	General Economic Services	137097.83	35676.40	9755.18	36524.32	16798.44	6043.00	118618.00	124661.00	1280.96	48499.07	49780.03	21600.64
IX	Social Services	2997403.87	1350285.19	230590.57	301158.64	256936.34	247683.43	352750.72	600434.15	118637.86	158855.77	277493.63	37480.01
X	General Services	128828.62	3200.00	668.00	1000.00	2372.00	9568.00	8136.63	17704.63	0.20	262.50	262.70	0.00
XI	Other than restructured CSS	0.00	0.00	0.00	4598.00	4598.00	0.00	0.00	0.00	0.00	0.00	0.00	0.00
	<b>Total - A (Budgetary Outlays)</b>	<b>5082107.99</b>	<b>1639062.59</b>	<b>259946.07</b>	<b>398251.45</b>	<b>319923.01</b>	<b>407206.49</b>	<b>772462.51</b>	<b>1179669.00</b>	<b>148617.08</b>	<b>223210.23</b>	<b>371827.31</b>	<b>77509.21</b>
<b>B</b>	<b>IEBR:STATE PUBLIC SECTOR ENTERPRISES (PSEs) (excluding Budgetary Support)</b>	<b>3541696.01</b>	<b>856388.41</b>	<b>284642.22</b>	<b>211681.35</b>	<b>214102.79</b>	<b>0.00</b>	<b>777722.00</b>	<b>777722.00</b>	<b>0.00</b>	<b>250782.69</b>	<b>250782.69</b>	<b>250782.69</b>
<b>C</b>	<b>IEBR:LOCAL BODIES (excluding Budgetary Support)</b>	<b>586196.00</b>	<b>161549.00</b>	<b>65150.00</b>	<b>33267.20</b>	<b>33267.20</b>	<b>0.00</b>	<b>160000.00</b>	<b>160000.00</b>	<b>0.00</b>	<b>53800.00</b>	<b>53800.00</b>	<b>53800.00</b>
	<b>Grand Total (A+B+C)</b>	<b>9210000.00</b>	<b>2657000.00</b>	<b>609738.29</b>	<b>643200.00</b>	<b>567293.00</b>	<b>407206.49</b>	<b>1710184.51</b>	<b>2117391.00</b>	<b>148617.08</b>	<b>527792.92</b>	<b>676410.00</b>	<b>382091.90</b>

**STATEMENT – II**

**SCHEDULED CASTES SUB PLAN 2015-16  
Sector-wise/Subhead-wise Outlay and Expenditure**

( ₹ Lac)

Sr. No.	Sector/Sub-head	12th Plan (2012-17) Projected		12th Plan SCSP Expenditure (2012-14)	SCSP 2014-15		Annual Plan 2015-16			SCSP 2015-16			Capital Content out of Col.13
		Plan Outlay	SCSP Outlay	Approved Outlay	Anticipated Expenditure	Approved Outlay			Approved Outlay				
						CS	SS	Total	CS	SS	Total		
1	2	3	4	5	6	7	8	9	10	11	12	13	14
<b>A</b>	<b>BUDGETARY OUTLAYS</b>												
<b>I</b>	<b>AGRICULTURE &amp; ALLIED ACTIVITIES</b>												
1	Crop Husbandry	141276.00	5359.17	2189.76	5531.06	4420.93	39288.81	1982.71	41271.52	4091.05	457.76	4548.81	0.00
2	Soil & Water Conservation	26635.00	2908.60	912.04	426.25	379.78	301.00	12601.00	12902.00	18.00	756.06	774.06	0.00
3	Animal Husbandry	28401.00	6528.00	1597.72	2114.24	1125.04	850.00	3848.00	4698.00	208.01	1227.82	1435.83	1243.28
4	Dairy Development	16000.00	4900.00	140.56	447.70	523.21	0.00	110.00	110.00	0.00	102.50	102.50	0.00
5	Fisheries	4125.75	411.70	0.00	0.00	1.28	47.15	10.35	57.50	9.97	3.31	13.28	0.00
6	Agriculture Research and Education	30000.00	0.00	0.00	0.00	0.00	0.00	16000.00	16000.00	0.00	0.00	0.00	0.00
7	Agriculture Financial Institutions	500.00	0.00	0.00	0.00	0.00	0.00	0.00	0.00	0.00	0.00	0.00	0.00
8	Cooperation	12829.44	1207.11	81.25	0.00	0.00	0.00	68000.00	68000.00	0.00	0.00	0.00	0.00
	<b>Total-I</b>	<b>259767.19</b>	<b>21314.58</b>	<b>4921.33</b>	<b>8519.25</b>	<b>6450.24</b>	<b>40486.96</b>	<b>102552.06</b>	<b>143039.02</b>	<b>4327.03</b>	<b>2547.45</b>	<b>6874.48</b>	<b>1243.28</b>
<b>II</b>	<b>RURAL DEVELOPMENT</b>												
1	Special Programme for Rural Development	143144.17	59707.29	851.19	3040.40	1533.32	3729.00	1140.00	4869.00	1165.82	355.75	1521.57	0.32
2	Rural Employment	66000.00	52800.00	3124.50	19800.00	17168.80	21200.00	2100.00	23300.00	16960.00	1680.00	18640.00	0.00
3	Rural Housing	7700.00	6160.00	307.71	3294.40	2880.00	2600.00	867.00	3467.00	2080.00	693.60	2773.60	2773.60
4	Other Rural Development Programmes	173570.40	60874.10	3414.95	6245.00	2115.80	0.10	1300.10	1300.20	0.02	460.02	460.04	460.00
5	NRI Affairs	2500.00	750.00	45.00	220.00	80.00	0.00	550.00	550.00	0.00	220.00	220.00	220.00
	<b>Total-II</b>	<b>392914.57</b>	<b>180291.39</b>	<b>7743.35</b>	<b>32599.80</b>	<b>23777.92</b>	<b>27529.10</b>	<b>5957.10</b>	<b>33486.20</b>	<b>20205.84</b>	<b>3409.37</b>	<b>23615.21</b>	<b>3453.92</b>
<b>III</b>	<b>IRRIGATION AND FLOOD CONTROL</b>												
1	Major & Medium Irrigation	218249.03	8864.90	356.09	2223.80	269.34	23419.00	16916.00	40335.00	1405.14	1014.96	2420.10	2420.10
2	Minor Irrigation	94586.60	4604.40	527.10	809.90	1070.23	1.00	20097.00	20098.00	0.00	1205.76	1205.76	1205.76
3	Command Area Development & Water Management Programme	118306.53	11830.66	2343.33	4633.50	1763.00	0.00	21101.00	21101.00	0.00	2110.10	2110.10	2110.10

## STATEMENT – II

**SCHEDULED CASTES SUB PLAN 2015-16**  
Sector-wise/Subhead-wise Outlay and Expenditure

( ₹ Lac)

Sr. No.	Sector/Sub-head	12th Plan (2012-17) Projected		12th Plan SCSP Expenditure (2012-14)	SCSP 2014-15		Annual Plan 2015-16			SCSP 2015-16			
		Plan Outlay	SCSP Outlay		Approved Outlay	Anticipated Expenditure	Approved Outlay			Approved Outlay			Capital Content out of Col.13
							CS	SS	Total	CS	SS	Total	
1	2	3	4	5	6	7	8	9	10	11	12	13	14
4	Flood control and anti-waterlogging	62422.00	3096.10	603.12	963.40	886.00	15093.00	3904.00	18997.00	900.00	234.30	1134.30	1134.30
	<b>Total-III</b>	<b>493564.16</b>	<b>28396.06</b>	<b>3829.64</b>	<b>8630.60</b>	<b>3988.57</b>	<b>38513.00</b>	<b>62018.00</b>	<b>100531.00</b>	<b>2305.14</b>	<b>4565.12</b>	<b>6870.26</b>	<b>6870.26</b>
<b>IV</b>	<b>ENERGY</b>												
1	Non Conventional Sources of Energy	12665.00	926.97	10.00	0.64	0.00	0.00	720.00	720.00	0.00	268.40	268.40	246.00
	<b>Total-IV</b>	<b>12665.00</b>	<b>926.97</b>	<b>10.00</b>	<b>0.64</b>	<b>0.00</b>	<b>0.00</b>	<b>720.00</b>	<b>720.00</b>	<b>0.00</b>	<b>268.40</b>	<b>268.40</b>	<b>246.00</b>
<b>V</b>	<b>INDUSTRY AND MINERALS</b>												
1	Village and Small Industries	237703.00	1125.00	0.00	0.00	0.00	0.00	11100.00	11100.00	0.00	0.00	0.00	0.00
	<b>Total-V</b>	<b>237703.00</b>	<b>1125.00</b>	<b>0.00</b>	<b>0.00</b>	<b>0.00</b>	<b>0.00</b>	<b>11100.00</b>	<b>11100.00</b>	<b>0.00</b>	<b>0.00</b>	<b>0.00</b>	<b>0.00</b>
<b>VI</b>	<b>TRANSPORT</b>												
1	Civil Aviation	904.00	0.00	0.00	0.00	0.00	0.00	1300.00	1300.00	0.00	0.00	0.00	0.00
2	Roads and Bridges	366438.00	17222.00	2328.00	5160.20	4938.00	37200.00	105005.00	142205.00	1860.05	4750.05	6610.10	6610.10
3	Road Transport	8651.00	0.00	0.00	0.00	0.00	0.00	0.00	0.00	0.00	0.00	0.00	0.00
	<b>Total-VI</b>	<b>375993.00</b>	<b>17222.00</b>	<b>2328.00</b>	<b>5160.20</b>	<b>4938.00</b>	<b>37200.00</b>	<b>106305.00</b>	<b>143505.00</b>	<b>1860.05</b>	<b>4750.05</b>	<b>6610.10</b>	<b>6610.10</b>
<b>VII</b>	<b>SCIENCE, TECHNOLOGY AND ENVIRONMENT</b>												
1	Scientific Research (including S&T)	3944.00	625.00	100.00	60.00	60.00	0.00	63.00	63.00	0.00	35.00	35.00	0.00
2	Information Technology	2000.00	0.00	0.00	0.00	3.50	0.00	350.00	350.00	0.00	12.50	12.50	5.00
3	Governance Reforms	17760.75	0.00	0.00	0.00	0.00	1.00	3750.00	3751.00	0.00	0.00	0.00	0.00
4	Ecology and Environment	1285.00	0.00	0.00	0.00	0.00	56.00	129.00	185.00	0.00	5.00	5.00	0.00
5	Forestry and Wildlife	21181.00	0.00	0.00	0.00	0.00	126.00	13.00	139.00	0.00	0.00	0.00	0.00
	<b>Total-VII</b>	<b>46170.75</b>	<b>625.00</b>	<b>100.00</b>	<b>60.00</b>	<b>63.50</b>	<b>183.00</b>	<b>4305.00</b>	<b>4488.00</b>	<b>0.00</b>	<b>52.50</b>	<b>52.50</b>	<b>5.00</b>
<b>VIII</b>	<b>GENERAL ECONOMIC SERVICES</b>												
1	Secretariat Economic Services	115945.00	35676.40	9755.18	8524.32	7488.44	4003.00	68446.00	72449.00	1280.96	20486.57	21767.53	21600.64
2	Tourism	17773.85	0.00	0.00	0.00	0.00	15.00	8798.00	8813.00	0.00	0.00	0.00	0.00



## STATEMENT – II

**SCHEDULED CASTES SUB PLAN 2015-16**  
Sector-wise/Subhead-wise Outlay and Expenditure

( ₹ Lac)

Sr. No.	Sector/Sub-head	12th Plan (2012-17) Projected		12th Plan SCSP Expenditure (2012-14)	SCSP 2014-15		Annual Plan 2015-16			SCSP 2015-16			
		Plan Outlay	SCSP Outlay		Approved Outlay	Anticipated Expenditure	Approved Outlay			Approved Outlay			Capital Content out of Col.13
							CS	SS	Total	CS	SS	Total	
1	2	3	4	5	6	7	8	9	10	11	12	13	14
3	Census Survey and Statistics	1218.98	0.00	0.00	0.00	0.00	1002.00	541.00	1543.00	0.00	12.50	12.50	0.00
4	Civil Supplies	2160.00	0.00	0.00	28000.00	9310.00	1023.00	40833.00	41856.00	0.00	28000.00	28000.00	0.00
	<b>Total-VIII</b>	<b>137097.83</b>	<b>35676.40</b>	<b>9755.18</b>	<b>36524.32</b>	<b>16798.44</b>	<b>6043.00</b>	<b>118618.00</b>	<b>124661.00</b>	<b>1280.96</b>	<b>48499.07</b>	<b>49780.03</b>	<b>21600.64</b>
<b>IX</b>	<b>SOCIAL SERVICES</b>												
1	General Education	1001746.27	543724.48	103008.60	96223.78	80626.82	77579.46	104505.67	182085.13	43227.39	48987.54	92214.93	7298.94
2	Technical Education	26285.00	5155.00	65.00	1743.68	1338.14	1747.54	1399.01	3146.55	559.22	0.96	560.18	488.00
3	Sports and Youth Services	46892.75	5627.25	81.45	513.28	32.32	966.00	1658.00	2624.00	160.00	304.00	464.00	208.00
4	Art and Culture	24185.00	0.00	0.00	0.00	0.00	0.00	7100.00	7100.00	0.00	0.00	0.00	0.00
5	Medical and Public Health	264345.85	78667.88	4424.98	33132.87	26781.80	45775.43	53307.29	99082.72	14895.93	17055.88	31951.81	7.09
6	Water Supply & Sanitation												
	i) Urban Water Supply	411146.10	102664.50	3785.96	10720.00	3062.72	1.00	5503.00	5504.00	0.23	1265.23	1265.46	1265.46
	ii) Rural Water Supply	195975.10	78825.00	19052.92	12896.00	11324.20	8500.00	27005.00	35505.00	4720.00	11241.40	15961.40	15961.40
7	Housing	5700.00	80.00	0.00	0.00	0.00	3.00	2.00	5.00	0.00	0.00	0.00	0.00
8	Urban Development (including State Capital	197160.00	100821.70	1457.86	28272.89	5786.28	2305.00	502.00	2807.00	694.94	170.46	865.40	422.92
9	Information and Publicity	9625.00	1130.00	397.05	224.00	640.00	0.00	4515.00	4515.00	0.00	1281.60	1281.60	0.00
10	Welfare of SCs, BCs & Minorities	139442.30	95329.38	25700.51	42586.00	66562.35	73326.00	25079.00	98405.00	36700.50	19739.00	56439.50	7039.00
11	Social Security & Welfare	490050.00	233877.50	66192.16	43343.19	37555.54	11451.00	75728.00	87179.00	6010.65	43782.75	49793.40	700.00
12	Nutrition	137500.00	94650.00	6115.85	29583.65	22710.80	22750.00	36850.00	59600.00	10637.50	13332.50	23970.00	2100.00
13	Labour & Labour Welfare												
	i) Labour	642.50	300.00	0.00	0.00	18.10	18.00	42.15	60.15	9.00	19.00	28.00	0.00
	ii) Employment Generation	7370.00	1617.50	174.00	438.75	321.75	0.00	1645.00	1645.00	0.00	226.25	226.25	5.00
	iii) Industrial Training	31468.00	7277.50	57.48	1441.05	132.00	3261.00	3955.00	7216.00	1022.50	1384.20	2406.70	1984.20
14	Defence Services Welfare	7870.00	537.50	76.75	39.50	43.52	0.00	3954.60	3954.60	0.00	65.00	65.00	0.00
	<b>Total-IX</b>	<b>2997403.87</b>	<b>1350285.19</b>	<b>230590.57</b>	<b>301158.64</b>	<b>256936.34</b>	<b>247683.43</b>	<b>352750.72</b>	<b>600434.15</b>	<b>118637.86</b>	<b>158855.77</b>	<b>277493.63</b>	<b>37480.01</b>
<b>X</b>	<b>GENERAL SERVICES</b>												
1	Home Affairs & Justice	71352.92	3200.00	668.00	1000.00	2372.00	8251.00	6952.00	15203.00	0.20	262.50	262.70	0.00
2	Jails	1500.00	0.00	0.00	0.00	0.00	0.00	0.00	0.00	0.00	0.00	0.00	0.00
3	Police Housing	500.00	0.00	0.00	0.00	0.00	0.00	0.00	0.00	0.00	0.00	0.00	0.00
4	Hospitality	1500.00	0.00	0.00	0.00	0.00	0.00	100.00	100.00	0.00	0.00	0.00	0.00

**STATEMENT – II**

**SCHEDULED CASTES SUB PLAN 2015-16  
Sector-wise/Subhead-wise Outlay and Expenditure**

( ₹ Lac)

Sr. No.	Sector/Sub-head	12th Plan (2012-17) Projected		12th Plan SCSP Expenditure (2012-14)	SCSP 2014-15		Annual Plan 2015-16			SCSP 2015-16			Capital Content out of Col.13
		Plan Outlay	SCSP Outlay	Approved Outlay	Anticipated Expenditure	Approved Outlay			Approved Outlay				
						CS	SS	Total	CS	SS	Total		
1	2	3	4	5	6	7	8	9	10	11	12	13	14
5	Vigilance	600.00	0.00	0.00	0.00	0.00	0.00	300.00	300.00	0.00	0.00	0.00	0.00
6	Printing & Stationery	1781.76	0.00	0.00	0.00	0.00	0.00	223.63	223.63	0.00	0.00	0.00	0.00
7	Other Admn. Services (MGSIPA)	6800.00	0.00	0.00	0.00	0.00	0.00	360.00	360.00	0.00	0.00	0.00	0.00
8	Excise & Taxation	24852.00	0.00	0.00	0.00	0.00	0.00	0.00	0.00	0.00	0.00	0.00	0.00
9	Revenue & Rehabilitation	4755.00	0.00	0.00	0.00	0.00	1317.00	201.00	1518.00	0.00	0.00	0.00	0.00
10	Treasury and Accounts	100.00	0.00	0.00	0.00	0.00	0.00	0.00	0.00	0.00	0.00	0.00	0.00
11	Personnel	15086.94	0.00	0.00	0.00	0.00	0.00	0.00	0.00	0.00	0.00	0.00	0.00
	<b>Total-X</b>	<b>128828.62</b>	<b>3200.00</b>	<b>668.00</b>	<b>1000.00</b>	<b>2372.00</b>	<b>9568.00</b>	<b>8136.63</b>	<b>17704.63</b>	<b>0.20</b>	<b>262.50</b>	<b>262.70</b>	<b>0.00</b>
<b>XI</b>	<b>Other than restructured CSS</b>	<b>0.00</b>	<b>0.00</b>	<b>0.00</b>	<b>4598.00</b>	<b>4598.00</b>	<b>0.00</b>	<b>0.00</b>	<b>0.00</b>	<b>0.00</b>	<b>0.00</b>	<b>0.00</b>	<b>0.00</b>
	<b>Total - A (Budgetary Outlays)</b>	<b>5082107.99</b>	<b>1639062.59</b>	<b>259946.07</b>	<b>398251.45</b>	<b>319923.01</b>	<b>407206.49</b>	<b>772462.51</b>	<b>1179669.00</b>	<b>148617.08</b>	<b>223210.23</b>	<b>371827.31</b>	<b>77509.21</b>
<b>B</b>	<b>IEBR:STATE PUBLIC SECTOR ENTERPRISES (PSEs) (excluding Budgetary Support)</b>												
1	Agriculture Marketing Board	139800.00	43338.00	15491.00	9720.00	9720.00	0.00	24300.00	24300.00	0.00	9720.00	9720.00	9720.00
2	Rural Development Fund	250000.00	77500.00	43400.00	36000.00	36000.00	0.00	0.00	0.00	0.00	0.00	0.00	0.00
3	Live Stock Board	0.00	0.00	0.00	0.00	0.00	0.00	5000.00	5000.00	0.00	1600.00	1600.00	1600.00
4	PSIEC	0.00	0.00	0.00	0.00	0.00	0.00	5000.00	5000.00	0.00	1600.00	1600.00	1600.00
5	Cattle Fair Fund	0.00	0.00	0.00	0.00	0.00	0.00	7000.00	7000.00	0.00	2240.00	2240.00	2240.00
6	Power	2267379.81	534336.65	143180.82	100029.05	85458.49	0.00	380000.00	380000.00	0.00	121600.00	121600.00	121600.00
7	PIDB	487516.20	121813.76	55813.00	51200.00	68192.00	0.00	160000.00	160000.00	0.00	51200.00	51200.00	51200.00
8	PUDA	154500.00	30900.00	10257.40	7014.30	7014.30	0.00	50000.00	50000.00	0.00	16000.00	16000.00	16000.00
9	GMADA	170000.00	34000.00	13600.00	7718.00	7718.00	0.00	46422.00	46422.00	0.00	14822.69	14822.69	14822.69
10	GLADA	72500.00	14500.00	2900.00	0.00	0.00	0.00	10000.00	10000.00	0.00	3200.00	3200.00	3200.00
11	PMIDC	0.00	0.00	0.00	0.00	0.00	0.00	50000.00	50000.00	0.00	16000.00	16000.00	16000.00
12	PTEB	0.00	0.00	0.00	0.00	0.00	0.00	20000.00	20000.00	0.00	6400.00	6400.00	6400.00
13	PTU	0.00	0.00	0.00	0.00	0.00	0.00	20000.00	20000.00	0.00	6400.00	6400.00	6400.00
	<b>Total - B (PSEs)</b>	<b>3541696.01</b>	<b>856388.41</b>	<b>284642.22</b>	<b>211681.35</b>	<b>214102.79</b>	<b>0.00</b>	<b>777722.00</b>	<b>777722.00</b>	<b>0.00</b>	<b>250782.69</b>	<b>250782.69</b>	<b>250782.69</b>

**STATEMENT – II**

**SCHEDULED CASTES SUB PLAN 2015-16  
Sector-wise/Subhead-wise Outlay and Expenditure**

( ₹ Lac)

Sr. No.	Sector/Sub-head	12th Plan (2012-17) Projected		12th Plan SCSP Expenditure (2012-14)	SCSP 2014-15		Annual Plan 2015-16			SCSP 2015-16			Capital Content out of Col.13
		Plan Outlay	SCSP Outlay	Approved Outlay	Anticipated Expenditure	Approved Outlay			Approved Outlay				
						CS	SS	Total	CS	SS	Total		
1	2	3	4	5	6	7	8	9	10	11	12	13	14
<b>C</b>	<b>IEBR:LOCAL BODIES (excluding Budgetary Support)</b>												
1	Rural Local Bodies	250000.00	77500.00	31000.00	20000.00	20000.00	0.00	100000.00	100000.00	0.00	40000.00	40000.00	40000.00
2	Urban Local Bodies	336196.00	84049.00	34150.00	13267.20	13267.20	0.00	60000.00	60000.00	0.00	13800.00	13800.00	13800.00
	<b>Total - C (Local Bodies)</b>	<b>586196.00</b>	<b>161549.00</b>	<b>65150.00</b>	<b>33267.20</b>	<b>33267.20</b>	<b>0.00</b>	<b>160000.00</b>	<b>160000.00</b>	<b>0.00</b>	<b>53800.00</b>	<b>53800.00</b>	<b>53800.00</b>
	<b>Grand Total (A+B+C)</b>	<b>9210000.00</b>	<b>2657000.00</b>	<b>609738.29</b>	<b>643200.00</b>	<b>567293.00</b>	<b>407206.49</b>	<b>1710184.51</b>	<b>2117391.00</b>	<b>148617.08</b>	<b>527792.92</b>	<b>676410.00</b>	<b>382091.90</b>

**STATEMENT - III**

**SCHEDULED CASTES SUB PLAN 2015-16**  
**Sub head-wise percentage of SCSP Outlay to Annual Plan Outlay**

( ₹ Lac)

Sr. No.	Sector/ Sub-head	2014-15			2015-16		
		Annual Plan Outlay	SCSP Outlay	%age of col 4 to col 3	Annual Plan Outlay	SCSP Outlay	%age of Col 7 to Col 6
1	2	3	4	5	6	7	8
<b>A</b>	<b>BUDGETARY OUTLAYS</b>						
<b>I</b>	<b>AGRICULTURE AND ALLIED ACTIVITIES</b>						
1	Crop Husbandry	69528.00	5531.06	7.96	41271.52	4548.81	11.02
2	Soil & Water Conservation	9055.00	426.25	4.71	12902.00	774.06	6.00
3	Animal Husbandry	6609.00	2114.24	31.99	4698.00	1435.83	30.56
4	Dairy Development	1210.00	447.70	37.00	110.00	102.50	93.18
5	Fisheries	0.00	0.00	0.00	57.50	13.28	23.10
6	Agriculture Research & Education	17000.00	0.00	0.00	16000.00	0.00	0.00
7	Agriculture Financial Institutions	0.00	0.00	0.00	0.00	0.00	0.00
8	Cooperation	0.00	0.00	0.00	68000.00	0.00	0.00
	<b>Total-I</b>	<b>103402.00</b>	<b>8519.25</b>	<b>8.24</b>	<b>143039.02</b>	<b>6874.48</b>	<b>4.81</b>
<b>II</b>	<b>RURAL DEVELOPMENT</b>						
1	Special Programme for Rural Development	9310.00	3040.40	32.66	4869.00	1521.57	31.25
2	Rural Employment	24750.00	19800.00	80.00	23300.00	18640.00	80.00
3	Rural Housing	4118.00	3294.40	80.00	3467.00	2773.60	80.00
4	Other Rural Development Programmes	16626.00	6245.00	37.56	1300.20	460.04	35.38
5	NRI Affairs	550.00	220.00	40.00	550.00	220.00	40.00
	<b>Total-II</b>	<b>55354.00</b>	<b>32599.80</b>	<b>58.89</b>	<b>33486.20</b>	<b>23615.21</b>	<b>70.52</b>
<b>III</b>	<b>IRRIGATION AND FLOOD CONTROL</b>						
1	Major & Medium Irrigation	44476.00	2223.80	5.00	40335.00	2420.10	6.00
2	Minor Irrigation	18298.00	809.90	4.43	20098.00	1205.76	6.00

**STATEMENT - III**

**SCHEDULED CASTES SUB PLAN 2015-16**  
**Sub head-wise percentage of SCSP Outlay to Annual Plan Outlay**

(₹ Lac)

Sr. No.	Sector/ Sub-head	2014-15			2015-16		
		Annual Plan Outlay	SCSP Outlay	%age of col 4 to col 3	Annual Plan Outlay	SCSP Outlay	%age of Col 7 to Col 6
1	2	3	4	5	6	7	8
3	Command Area Development & Water Management Programme	46335.00	4633.50	10.00	21101.00	2110.10	10.00
4	Flood control and anti-waterlogging	19268.00	963.40	5.00	18997.00	1134.30	5.97
	<b>Total-III</b>	<b>128377.00</b>	<b>8630.60</b>	<b>6.72</b>	<b>100531.00</b>	<b>6870.26</b>	<b>6.83</b>
<b>IV</b>	<b>ENERGY</b>						
1	Non Conventional Sources of Energy	4.00	0.64	16.00	720.00	268.40	37.28
	<b>Total-IV</b>	<b>4.00</b>	<b>0.64</b>	<b>16.00</b>	<b>720.00</b>	<b>268.40</b>	<b>37.28</b>
<b>V</b>	<b>INDUSTRY AND MINERALS</b>						
1	Village and Small industries	1500.00	0.00	0.00	11100.00	0.00	0.00
	<b>Total-V</b>	<b>1500.00</b>	<b>0.00</b>	<b>0.00</b>	<b>11100.00</b>	<b>0.00</b>	<b>0.00</b>
<b>VI</b>	<b>TRANSPORT</b>						
1	Civil Aviation	1300.00	0.00	0.00	1300.00	0.00	0.00
2	Roads and Bridges	103204.00	5160.20	5.00	142205.00	6610.10	4.65
3	Road Transport	2500.00	0.00	0.00	0.00	0.00	0.00
	<b>Total-VI</b>	<b>107004.00</b>	<b>5160.20</b>	<b>4.82</b>	<b>143505.00</b>	<b>6610.10</b>	<b>4.61</b>
<b>VII</b>	<b>SCIENCE, TECHNOLOGY AND ENVIRONMENT</b>						
1	Scientific Research (including S & T)	410.00	60.00	14.63	63.00	35.00	55.56
2	Information Technology	0.00	0.00	0.00	350.00	12.50	3.57
3	Governance Reforms	9675.00	0.00	0.00	3751.00	0.00	0.00
4	Ecology and Environment	440.00	0.00	0.00	185.00	5.00	2.70
5	Forestry and Wild Life	2081.00	0.00	0.00	139.00	0.00	0.00
	<b>Total-VII</b>	<b>12606.00</b>	<b>60.00</b>	<b>0.48</b>	<b>4488.00</b>	<b>52.50</b>	<b>1.17</b>
<b>VIII</b>	<b>GENERAL ECONOMIC SERVICES</b>						
1	Secretariat Economic Services	28417.50	8524.32	30.00	72449.00	21767.53	30.05

**STATEMENT - III**

**SCHEDULED CASTES SUB PLAN 2015-16**  
**Sub head-wise percentage of SCSP Outlay to Annual Plan Outlay**

( ₹ Lac)

Sr. No.	Sector/ Sub-head	2014-15			2015-16		
		Annual Plan Outlay	SCSP Outlay	%age of col 4 to col 3	Annual Plan Outlay	SCSP Outlay	%age of Col 7 to Col 6
1	2	3	4	5	6	7	8
2	Tourism	14497.00	0.00	0.00	8813.00	0.00	0.00
3	Census Survey and Statistics	1343.00	0.00	0.00	1543.00	12.50	0.81
4	Civil Supplies	44608.00	28000.00	62.77	41856.00	28000.00	66.90
	<b>Total-VIII</b>	<b>88865.50</b>	<b>36524.32</b>	<b>41.10</b>	<b>124661.00</b>	<b>49780.03</b>	<b>39.93</b>
<b>IX</b>	<b>SOCIAL SERVICES</b>						
1	General Education	187535.27	96223.78	51.31	182085.13	92214.93	50.64
2	Technical Education	10009.00	1743.68	17.42	3146.55	560.18	17.80
3	Sports and Youth Services	3318.00	513.28	15.47	2624.00	464.00	17.68
4	Art and Culture	9501.00	0.00	0.00	7100.00	0.00	0.00
5	Medical and Public Health	102177.37	33132.87	32.43	99082.72	31951.81	32.25
6	Water Supply & Sanitation						
	i) Urban Water Supply	33501.00	10720.00	32.00	5504.00	1265.46	22.99
	ii) Rural Water Supply	35000.00	12896.00	36.85	35505.00	15961.40	44.96
7	Housing	1300.00	0.00	0.00	5.00	0.00	0.00
8	Urban Development (including State Capital Projects)	88292.26	28272.89	32.02	2807.00	865.40	30.83
9	Information and Publicity	865.00	224.00	25.90	4515.00	1281.60	28.39
10	Welfare of SCs, BCs & Minorities	80999.17	42586.00	52.58	98405.00	56439.50	57.35
11	Social Security & Welfare	87315.25	43343.19	49.64	87179.00	49793.40	57.12
12	Nutrition	65218.20	29583.65	45.36	59600.00	23970.00	40.22
13	Labour & Labour Welfare						
	i) Labour	0.00	0.00	0.00	60.15	28.00	46.55
	ii) Employment Generation	2375.00	438.75	18.47	1645.00	226.25	13.75
	iii) Industrial Training	4461.00	1441.05	32.30	7216.00	2406.70	33.35
14	Defence Services Welfare	3371.00	39.50	1.17	3954.60	65.00	1.64
	<b>Total-IX</b>	<b>715238.52</b>	<b>301158.64</b>	<b>42.11</b>	<b>600434.15</b>	<b>277493.63</b>	<b>46.22</b>

**STATEMENT - III**

**SCHEDULED CASTES SUB PLAN 2015-16**  
**Sub head-wise percentage of SCSP Outlay to Annual Plan Outlay**

( ₹ Lac)

Sr. No.	Sector/ Sub-head	2014-15			2015-16		
		Annual Plan Outlay	SCSP Outlay	%age of col 4 to col 3	Annual Plan Outlay	SCSP Outlay	%age of Col 7 to Col 6
1	2	3	4	5	6	7	8
<b>X</b>	<b>GENERAL SERVICES</b>						
1	Home Affairs and Justice	25700.00	1000.00	3.89	15203.00	262.70	1.73
2	Jails	0.00	0.00	0.00	0.00	0.00	0.00
3	Police Housing	3666.67	0.00	0.00	0.00	0.00	0.00
4	Hospitality	0.00	0.00	0.00	100.00	0.00	0.00
5	Vigilance	500.00	0.00	0.00	300.00	0.00	0.00
6	Printing and Stationery	220.00	0.00	0.00	223.63	0.00	0.00
7	Other Admn. Services (MGSIPA)	450.00	0.00	0.00	360.00	0.00	0.00
8	Excise & Taxation	0.00	0.00	0.00	0.00	0.00	0.00
9	Revenue and Rehabilitation	1282.14	0.00	0.00	1518.00	0.00	0.00
10	Treasury and Accounts	0.00	0.00	0.00	0.00	0.00	0.00
11	Personnel	0.00	0.00	0.00	0.00	0.00	0.00
	<b>Total-X</b>	<b>31818.81</b>	<b>1000.00</b>	<b>3.14</b>	<b>17704.63</b>	<b>262.70</b>	<b>1.48</b>
<b>XI</b>	Other than restructured CSS	<b>14252.86</b>	<b>4598.00</b>	<b>32.26</b>	<b>0.00</b>	<b>0.00</b>	<b>0.00</b>
	<b>Total-A</b>	<b>1258422.69</b>	<b>398251.45</b>	<b>31.65</b>	<b>1179669.00</b>	<b>371827.31</b>	<b>31.52</b>
<b>B</b>	<b>IEBR:STATE PUBLIC SECTOR ENTERPRISES (PSEs) (excluding Budgetary Support)</b>						
1	Agriculture Marketing Board	24300.00	9720.00	40.00	24300.00	9720.00	40.00
2	Rural Development Fund	90000.00	36000.00	40.00	0.00	0.00	0.00
3	Live Stock Board	0.00	0.00	0.00	5000.00	1600.00	32.00
4	PSIEC	0.00	0.00	0.00	5000.00	1600.00	32.00
5	Cattle Fair Fund	0.00	0.00	0.00	7000.00	2240.00	32.00
6	Power	320900.00	100029.05	31.17	380000.00	121600.00	32.00
7	PIDB	160000.00	51200.00	32.00	160000.00	51200.00	32.00
8	PUDA	30900.00	7014.30	22.70	50000.00	16000.00	32.00

**STATEMENT - III**

**SCHEDULED CASTES SUB PLAN 2015-16**  
**Sub head-wise percentage of SCSP Outlay to Annual Plan Outlay**

(₹ Lac)

Sr. No.	Sector/ Sub-head	2014-15			2015-16		
		Annual Plan Outlay	SCSP Outlay	%age of col 4 to col 3	Annual Plan Outlay	SCSP Outlay	%age of Col 7 to Col 6
1	2	3	4	5	6	7	8
9	GMADA	34000.00	7718.00	22.70	46422.00	14822.69	31.93
10	GLADA	0.00	0.00	0.00	10000.00	3200.00	32.00
11	PMIDC	0.00	0.00	0.00	50000.00	16000.00	32.00
12	PTEB	0.00	0.00	0.00	20000.00	6400.00	32.00
13	PTU	0.00	0.00	0.00	20000.00	6400.00	32.00
	<b>Total-B</b>	<b>660100.00</b>	<b>211681.35</b>	<b>32.07</b>	<b>777722.00</b>	<b>250782.69</b>	<b>32.25</b>
<b>C</b>	<b>IEBR:LOCAL BODIES (excluding Budgetary Support)</b>						
1	Rural Local Bodies	50000.00	20000.00	40.00	100000.00	40000.00	40.00
2	Urban Local Bodies	41460.00	13267.20	32.00	60000.00	13800.00	23.00
	<b>Total-C</b>	<b>91460.00</b>	<b>33267.20</b>	<b>36.37</b>	<b>160000.00</b>	<b>53800.00</b>	<b>33.63</b>
	<b>Grand Total (A+B+C)</b>	<b>2009982.69</b>	<b>643200.00</b>	<b>32.00</b>	<b>2117391.00</b>	<b>676410.00</b>	<b>31.95</b>



**STATEMENT - IV**  
**SCHEDULED CASTES SUB PLAN 2015-16**  
**Subhead-wise Divisible Outlay and Expenditure**

( ₹ Lac)

Sr. No.	Sub-head	12th Plan (2012-17) Projected		12th Plan SCSP Expenditure (2012-14)	SCSP 2014-15		Annual Plan 2015-16			SCSP 2015-16			
		Plan Outlay	SCSP Outlay		Approved Outlay	Anticipated Expenditure	Approved Outlay			Approved Outlay			Capital Content out of Col.13
				CS			SS	Total	CS	SS	Total		
1	2	3	4	5	6	7	8	9	10	11	12	13	14
<b>I</b>	<b>BUDGETARY OUTLAYS</b>												
1	Agriculture & Horticulture	87951.00	5359.17	2189.76	5531.06	4420.93	38704.29	1960.71	40665.00	4091.05	457.76	4548.81	0.00
2	Soil & Water Conservation	26335.00	2908.60	912.04	426.25	379.78	300.00	12601.00	12901.00	18.00	756.06	774.06	0.00
3	Animal Husbandry	28001.00	6528.00	1597.72	2114.24	1125.04	650.00	3837.00	4487.00	208.01	1227.82	1435.83	1243.28
4	Dairy Development	16000.00	4900.00	140.56	447.70	523.21	0.00	110.00	110.00	0.00	102.50	102.50	0.00
5	Fisheries	4125.75	411.70	0.00	0.00	1.28	31.15	10.35	41.50	9.97	3.31	13.28	0.00
6	Cooperation	4828.44	1207.11	81.25	0.00	0.00	0.00	0.00	0.00	0.00	0.00	0.00	0.00
7	Rural Development	387289.57	179541.39	7698.35	32379.80	23697.92	27529.10	5407.10	32936.20	20205.84	3189.37	23395.21	3233.92
8	NRI Affairs	2500.00	750.00	45.00	220.00	80.00	0.00	550.00	550.00	0.00	220.00	220.00	220.00
9	Irrigation and Flood control	447470.56	28396.06	3829.64	8630.60	3988.57	38421.00	62018.00	100439.00	2305.14	4565.12	6870.26	6870.26
10	Non Conventional Sources of Energy	6240.00	926.97	10.00	0.64	0.00	0.00	520.00	520.00	0.00	268.40	268.40	246.00
11	Industry and Minerals	3000.00	1125.00	0.00	0.00	0.00	0.00	0.00	0.00	0.00	0.00	0.00	0.00
12	Information Technology	0.00	0.00	0.00	0.00	3.50	0.00	50.00	50.00	0.00	12.50	12.50	5.00
13	Roads and Bridges	344438.00	17222.00	2328.00	5160.20	4938.00	37201.00	95003.00	132204.00	1860.05	4750.05	6610.10	6610.10
14	Science Technology and Environment	1150.00	625.00	100.00	60.00	60.00	0.00	60.00	60.00	0.00	35.00	35.00	0.00
15	Ecology & Environment	0.00	0.00	0.00	0.00	0.00	0.00	5.00	5.00	0.00	5.00	5.00	0.00
16	Secretariat Economic Services	110410.00	35676.40	9755.18	8524.32	7488.44	4003.00	64026.00	68029.00	1280.96	20486.57	21767.53	21600.64
17	Census Survey & Statistics	0.00	0.00	0.00	0.00	0.00	0.00	50.00	50.00	0.00	12.50	12.50	0.00
18	CivilSupplies	0.00	0.00	0.00	28000.00	9310.00	0.00	40000.00	40000.00	0.00	28000.00	28000.00	0.00
19	General Education	993661.25	543724.48	103008.60	96223.78	80626.82	76169.46	104484.67	180654.13	43227.39	48987.54	92214.93	7298.94
20	Technical Education	19980.00	5155.00	65.00	1743.68	1338.14	1747.54	3.00	1750.54	559.22	0.96	560.18	488.00
21	Sports and Youth Services	22508.75	5627.25	81.45	513.28	32.32	500.00	950.00	1450.00	160.00	304.00	464.00	208.00
22	Medical and Public Health	259964.70	78667.88	4424.98	33132.87	26781.80	45143.58	48280.84	93424.42	14895.93	17055.88	31951.81	7.09
23	Water Supply & Sanitation	597587.10	181489.50	22838.88	23616.00	14386.92	8501.00	32504.00	41005.00	4720.23	12506.63	17226.86	17226.86
24	Housing	200.00	80.00	0.00	0.00	0.00	0.00	0.00	0.00	0.00	0.00	0.00	0.00
25	Urban Development	195559.00	100821.70	1457.86	28272.89	5786.28	2304.00	502.00	2806.00	694.94	170.46	865.40	422.92
26	Information and Publicity	7530.00	1130.00	397.05	224.00	640.00	0.00	4005.00	4005.00	0.00	1281.60	1281.60	0.00
27	Welfare of SCs	95329.38	95329.38	25700.51	42586.00	66562.35	36730.50	19739.00	56469.50	36700.50	19739.00	56439.50	7039.00
28	Social Security & Welfare	486935.00	233877.50	66192.16	43343.19	37555.54	11151.00	75403.00	86554.00	6010.65	43782.75	49793.40	700.00
29	Nutrition	137500.00	94650.00	6115.85	29583.65	22710.80	22750.00	36850.00	59600.00	10637.50	13332.50	23970.00	2100.00

**STATEMENT - IV**  
**SCHEDULED CASTES SUB PLAN 2015-16**  
**Subhead-wise Divisible Outlay and Expenditure**

( ₹ Lac)

Sr. No.	Sub-head	12th Plan (2012-17) Projected		12th Plan SCSP Expenditure (2012-14)	SCSP 2014-15		Annual Plan 2015-16			SCSP 2015-16			
		Plan Outlay	SCSP Outlay		Approved Outlay	Anticipated Expenditure	Approved Outlay			Approved Outlay			Capital Content out of Col.13
							CS	SS	Total	CS	SS	Total	
1	2	3	4	5	6	7	8	9	10	11	12	13	14
30	Labour & Labour Welfare	36360.00	9195.00	231.48	1879.80	471.85	3268.00	5138.00	8406.00	1031.50	1629.45	2660.95	1989.20
31	Defence Services Welfare	2150.00	537.50	76.75	39.50	43.52	0.00	400.00	400.00	0.00	65.00	65.00	0.00
32	Home Affairs and Justice	15500.00	3200.00	668.00	1000.00	2372.00	1.00	1050.00	1051.00	0.20	262.50	262.70	0.00
33	Other than restructured CSS	0.00	0.00	0.00	4598.00	0.00	0.00	0.00	0.00	0.00	0.00	0.00	0.00
	<b>Total - I (Budgetary Outlays)</b>	<b>4340504.50</b>	<b>1639062.59</b>	<b>259946.07</b>	<b>398251.45</b>	<b>315325.01</b>	<b>355105.62</b>	<b>615517.67</b>	<b>970623.29</b>	<b>148617.08</b>	<b>223210.23</b>	<b>371827.31</b>	<b>77509.21</b>
<b>II</b>	<b>IEBR:STATE PUBLIC SECTOR ENTERPRISES (PSEs) (excluding Budgetary Support)</b>												
34	Agriculture Marketing Board	139800.00	43338.00	15491.00	9720.00	9720.00	0.00	24300.00	24300.00	0.00	9720.00	9720.00	9720.00
35	Rural Development Fund	250000.00	77500.00	43400.00	36000.00	36000.00	0.00	0.00	0.00	0.00	0.00	0.00	0.00
36	Live Stock Board	0.00	0.00	0.00	0.00	0.00	0.00	5000.00	5000.00	0.00	1600.00	1600.00	1600.00
37	PSIEC	0.00	0.00	0.00	0.00	0.00	0.00	5000.00	5000.00	0.00	1600.00	1600.00	1600.00
38	Cattle Fair Fund	0.00	0.00	0.00	0.00	0.00	0.00	7000.00	7000.00	0.00	2240.00	2240.00	2240.00
39	Power	2267379.81	534336.65	143180.82	100029.05	85458.49	0.00	380000.00	380000.00	0.00	121600.00	121600.00	121600.00
40	PIDB	487516.20	121813.76	55813.00	51200.00	68192.00	0.00	160000.00	160000.00	0.00	51200.00	51200.00	51200.00
41	PUDA	154500.00	30900.00	10257.40	7014.30	7014.30	0.00	50000.00	50000.00	0.00	16000.00	16000.00	16000.00
42	GMADA	170000.00	34000.00	13600.00	7718.00	7718.00	0.00	46422.00	46422.00	0.00	14822.69	14822.69	14822.69
43	GLADA	72500.00	14500.00	2900.00	0.00	0.00	0.00	10000.00	10000.00	0.00	3200.00	3200.00	3200.00
44	PMIDC	0.00	0.00	0.00	0.00	0.00	0.00	50000.00	50000.00	0.00	16000.00	16000.00	16000.00
45	PTEB	0.00	0.00	0.00	0.00	0.00	0.00	20000.00	20000.00	0.00	6400.00	6400.00	6400.00
46	PTU	0.00	0.00	0.00	0.00	0.00	0.00	20000.00	20000.00	0.00	6400.00	6400.00	6400.00
	<b>Total - II (PSEs)</b>	<b>3541696.01</b>	<b>856388.41</b>	<b>284642.22</b>	<b>211681.35</b>	<b>214102.79</b>	<b>0.00</b>	<b>777722.00</b>	<b>777722.00</b>	<b>0.00</b>	<b>250782.69</b>	<b>250782.69</b>	<b>250782.69</b>
<b>III</b>	<b>IEBR:LOCAL BODIES (excluding Budgetary Support)</b>												
47	Rural Local Bodies	250000.00	77500.00	31000.00	20000.00	20000.00	0.00	100000.00	100000.00	0.00	40000.00	40000.00	40000.00
48	Urban Local Bodies	336196.00	84049.00	34150.00	13267.20	13267.20	0.00	60000.00	60000.00	0.00	13800.00	13800.00	13800.00
	<b>Total - III (Local Bodies)</b>	<b>586196.00</b>	<b>161549.00</b>	<b>65150.00</b>	<b>33267.20</b>	<b>33267.20</b>	<b>0.00</b>	<b>160000.00</b>	<b>160000.00</b>	<b>0.00</b>	<b>53800.00</b>	<b>53800.00</b>	<b>53800.00</b>
<b>IV</b>	<b>INDIVISIBLE OUTLAY (Not covered under SCSP)</b>	741603.49	0.00	0.00	0.00	0.00	52100.87	156944.84	209045.71	0.00	0.00	0.00	0.00
	<b>Grand Total (I+II+III+IV)</b>	<b>9210000.00</b>	<b>2657000.00</b>	<b>609738.29</b>	<b>643200.00</b>	<b>562695.00</b>	<b>407206.49</b>	<b>1710184.51</b>	<b>2117391.00</b>	<b>148617.08</b>	<b>527792.92</b>	<b>676410.00</b>	<b>382091.90</b>

**STATEMENT - V**

**SCHEDULED CASTES SUB PLAN 2015-16  
Scheme-wise Divisible Outlay and Expenditure**

(₹ Lac)

Scheme Code	Sub-head/Scheme	12th Plan (2012-17) Projected		12th Plan SCSP Exp. (2012-14)	SCSP 2014-15		Annual Plan 2015-16			SCSP 2015-16			
		Plan Outlay	SCSP Outlay		Approved Outlay	Anticipated Expenditure	Approved Outlay			Approved Outlay			Capital Content out of Col.13
							CS	SS	Total	CS	SS	Total	
1	2	3	4	5	6	7	8	9	10	11	12	13	14
<b>I</b>	<b>BUDGETARY OUTLAYS</b>												
	<b>CROP HUSBANDRY</b>												
	<b>Agriculture</b>												
AGR-01	Macro Management Work Plan for Agriculture Department (90:10)	2000.00	100.00	0.00	0.00	0.00	0.00	0.00	0.00	0.00	0.00	0.00	0.00
AGR-02/04	Integrated Scheme of Oilseeds, Pulses, Oilpalm and maize (75:25) (Merged with CS(AGR)-23)	700.00	116.67	2.56	0.00	0.00	0.00	0.00	0.00	0.00	0.00	0.00	0.00
AGR-04/06	Intensive Cotton Development Programme (75:25) (Merged with CS(AGR)-20)	1000.00	50.00	0.00	0.00	0.00	0.00	0.00	0.00	0.00	0.00	0.00	0.00
AGR-05	Modified National Agriculture Insurance (50:50)	2500.00	125.00	0.00	0.00	0.00	0.00	0.00	0.00	0.00	0.00	0.00	0.00
AGR-07	Setting up of an institution for Management of Agriculture Extension	500.00	25.00	25.00	0.00	0.00	0.00	0.00	0.00	0.00	0.00	0.00	0.00
AGR-08	Scheme for Subsidy on Replacement of Wheat Seed	2500.00	125.00	12.50	0.00	0.00	0.00	0.00	0.00	0.00	0.00	0.00	0.00
AGR-10	Scheme for Distribution of Fertilizer	2500.00	125.00	0.00	0.00	0.00	0.00	0.00	0.00	0.00	0.00	0.00	0.00
AGR-11/19	Providing Relief Bonus to farmers for paddy crop - Kharif 2009.	1.00	0.00	0.00	0.00	0.00	0.00	0.00	0.00	0.00	0.00	0.00	0.00
	<b>Restructured CSSs</b>												
CS(AGR)-1	Rashtriya Krishi Vikas Yojna(RKVY)	60000.00	3000.00	1828.52	2500.00	2205.00	23000.00	0.00	23000.00	1380.00	0.00	1380.00	0.00
CS(AGR)-20	National Food Security Mission (NFSM)-(NFS-100%GOI) & CDP-75:25)	0.00	0.00	0.00	362.50	145.83	5000.00	0.00	5000.00	300.00	0.00	300.00	0.00
CS(AGR)-23	National Oil Seed and Oil Palm Mission (NOOPM) -(75:25)	0.00	0.00	0.00	113.56	12.04	144.12	43.88	188.00	24.62	7.68	32.30	0.00
CS(AGR)-24	National Mission of Agriculture Extension and Technology (NMAET)-(90:10)	0.00	0.00	0.00	162.50	62.01	4560.17	766.83	5327.00	622.43	134.08	756.51	0.00
CS(AGR)-28	Parampargat Krishi Vikas Yozna	0.00	0.00	0.00	0.00	0.00	600.00	200.00	800.00	36.00	12.00	48.00	0.00

## STATEMENT - V

**SCHEDULED CASTES SUB PLAN 2015-16**  
**Scheme-wise Divisible Outlay and Expenditure**

(₹ Lac)

Scheme Code	Sub-head/Scheme	12th Plan (2012-17) Projected		12th Plan SCSP Exp. (2012-14)	SCSP 2014-15		Annual Plan 2015-16			SCSP 2015-16			Capital Content out of Col.13
		Plan Outlay	SCSP Outlay		Approved Outlay	Anticipated Expenditure	Approved Outlay			Approved Outlay			
							CS	SS	Total	CS	SS	Total	
1	2	3	4	5	6	7	8	9	10	11	12	13	14
	<b>Horticulture</b>												
HORT-03	Diversification of Agriculture through Development of Horticulture	3000.00	150.00	18.80	0.00	0.00	0.00	0.00	0.00	0.00	0.00	0.00	0.00
HORT-05	Transmission of Technology & Training in Horticulture Practices	250.00	12.50	0.38	0.00	0.00	0.00	0.00	0.00	0.00	0.00	0.00	0.00
HORT-06/6	Strengthening of Citrus estates	5000.00	250.00	25.00	0.00	0.00	0.00	0.00	0.00	0.00	0.00	0.00	0.00
	<b>Restructured CSS</b>												
CS(HORT) - 21	National Horticulture Mission	8000.00	1280.00	277.00	2392.50	1996.05	5400.00	950.00	6350.00	1728.00	304.00	2032.00	0.00
	<b>Total</b>	<b>87951.00</b>	<b>5359.17</b>	<b>2189.76</b>	<b>5531.06</b>	<b>4420.93</b>	<b>38704.29</b>	<b>1960.71</b>	<b>40665.00</b>	<b>4091.05</b>	<b>457.76</b>	<b>4548.81</b>	<b>0.00</b>
	<b>SOIL AND WATER CONSERVATION</b>												
SWC-01	Macro Management-Work plan for Soil Conservation (90:10)	500.00	50.00	0.00	0.00	0.00	0.00	0.00	0.00	0.00	0.00	0.00	0.00
SWC-03	Assistance to farmers in Under Ground Pipe System (UGPS) for Promotion of On-Farm Water Conservation (ACA-2009-10)	7500.00	750.00	108.10	1.25	0.74	0.00	0.00	0.00	0.00	0.00	0.00	0.00
SWC-04	Project for promotion of Micro Irrigation in the Punjab (NABARD) (RIDF-16) (95:5)	2000.00	320.00	301.49	0.00	0.00	0.00	1.00	1.00	0.00	0.06	0.06	0.00
SWC-05	Project for promotion of Micro Irrigation in the Punjab (RIDF-XIII) (NABARD) (95:5)	85.00	13.60	10.99	0.00	0.00	0.00	0.00	0.00	0.00	0.00	0.00	0.00
SWC-06	Soil & Water Conservation on Watershed basis in Kandi non project areas	750.00	75.00	0.00	0.00	0.00	0.00	0.00	0.00	0.00	0.00	0.00	0.00
SWC-08	Scheme for Rainwater Harvesting in the State	1000.00	100.00	0.00	0.00	0.00	0.00	0.00	0.00	0.00	0.00	0.00	0.00
SWC-10	Project for judicious use of available water and harvesting of rain water for enhancing irrigation potential in Punjab State (RIDF-XVII) (NABARD) (95:5)	12000.00	1200.00	382.96	100.00	79.96	0.00	1500.00	1500.00	0.00	90.00	90.00	0.00

## STATEMENT - V

**SCHEDULED CASTES SUB PLAN 2015-16**  
**Scheme-wise Divisible Outlay and Expenditure**

(₹ Lac)

Scheme Code	Sub-head/Scheme	12th Plan (2012-17) Projected		12th Plan SCSP Exp. (2012-14)	SCSP 2014-15		Annual Plan 2015-16			SCSP 2015-16			
		Plan Outlay	SCSP Outlay		Approved Outlay	Anticipated Expenditure	Approved Outlay			Approved Outlay			Capital Content out of Col.13
							CS	SS	Total	CS	SS	Total	
1	2	3	4	5	6	7	8	9	10	11	12	13	14
SWC-11	Community Micro Irrigation Project in Kandi-belt of Talwara and Hajipur blocks of District Hoshiarpur (NABARD-RIDF-XVIII)	0.00	0.00	0.00	50.00	50.00	0.00	1000.00	1000.00	0.00	60.00	60.00	0.00
SWC-12	Project for laying of Underground Pipeline for irrigation from Sewage Treatment Plants of various Towns/Cities (NABARD-RIDF-XVIII)	0.00	0.00	31.58	50.00	50.00	0.00	1000.00	1000.00	0.00	60.00	60.00	0.00
SWC-13	Construction of Check Dams & Gabion Structures in Talwara of Hoshiarpur District	0.00	0.00	0.00	0.00	0.00	0.00	0.00	0.00	0.00	0.00	0.00	0.00
SWC-14	Scheme for conveyance of irrigation water to the fields at the tail ends of canal network in Sangrur and Barnala Districts.	0.00	0.00	0.00	75.00	100.00	0.00	3500.00	3500.00	0.00	210.00	210.00	0.00
SWC-16	Project for promotion of Micro Irrigation in Punjab (NABARD-RIDF-20) (95:5)	0.00	0.00	0.00	25.00	46.67	0.00	500.00	500.00	0.00	30.00	30.00	0.00
	<b>New Scheme</b>												
SWC-17	Scheme for providing assured irrigation water to the waterlogged areas in the south western districts	0.00	0.00	0.00	0.00	0.00	0.00	5000.00	5000.00	0.00	300.00	300.00	0.00
	<b>Restructured CSS</b>												
CS(SWC)-22	National Mission on Sustainable Agriculture	2500.00	400.00	76.92	125.00	52.41	300.00	100.00	400.00	18.00	6.00	24.00	0.00
	<b>Total</b>	<b>26335.00</b>	<b>2908.60</b>	<b>912.04</b>	<b>426.25</b>	<b>379.78</b>	<b>300.00</b>	<b>12601.00</b>	<b>12901.00</b>	<b>18.00</b>	<b>756.06</b>	<b>774.06</b>	<b>0.00</b>
	<b>ANIMAL HUSBANDRY</b>												
AH-01	Assistance to States for control of animal diseases - creation of Disease free Zone. (merged with CS-AH(26))	450.00	135.00	0.00	0.00	0.00	0.00	0.00	0.00	0.00	0.00	0.00	0.00

**STATEMENT - V**

**SCHEDULED CASTES SUB PLAN 2015-16  
Scheme-wise Divisible Outlay and Expenditure**

(₹ Lac)

Scheme Code	Sub-head/Scheme	12th Plan (2012-17) Projected		12th Plan SCSP Exp. (2012-14)	SCSP 2014-15		Annual Plan 2015-16			SCSP 2015-16			
		Plan Outlay	SCSP Outlay		Approved Outlay	Anticipated Expenditure	Approved Outlay			Approved Outlay			Capital Content out of Col.13
							CS	SS	Total	CS	SS	Total	
1	2	3	4	5	6	7	8	9	10	11	12	13	14
AH-04	Establishment and strengthening of existing veterinary hospitals and dispensaries.(merged with CS-AH(26))	1500.00	150.00	0.00	0.00	0.00	0.00	0.00	0.00	0.00	0.00	0.00	0.00
AH-06	Renovation and Upgradation of Vety. Institutions in the State	2000.00	600.00	600.00	0.00	0.00	0.00	0.00	0.00	0.00	0.00	0.00	0.00
AH-07	Upgradation of Veterinary institutions in the State under RIDF-XVII(NABARD)	2500.00	750.00	205.36	160.00	160.00	0.00	365.00	365.00	0.00	116.80	116.80	116.80
AH-08	Construction of Civil Infrastructure for Guru Angad Dev Vety. and Animal Science University (GADVASU)- (NABARD) (80:20) & ACA	4000.00	1000.00	200.00	320.00	0.00	0.00	2000.00	2000.00	0.00	640.00	640.00	640.00
AH-09	Setting up of new Polyclinics and Strengthening of Vety. Institutions in the State under RIDF-XIV Project (NABARD) (90:10)	1500.00	450.00	20.00	0.32	3.49	0.00	312.00	312.00	0.00	99.84	99.84	99.84
AH-10	Upgradation and Strengthening of existing Veterinary institutions by providing infrastructure & equipment and construction of new Vety. Polyclinics under RIDF- XIII Project (NABARD) (80:20)	100.00	0.00	0.00	0.00	0.00	0.00	0.00	0.00	0.00	0.00	0.00	0.00
AH-11	Plan Assistance to Guru Angad Dev Veterinary and Animal Sciences University (GADVASU) at Ludhiana	11500.00	2875.00	325.00	0.00	0.00	0.00	0.00	0.00	0.00	0.00	0.00	0.00
AH-12	Development of Piggery Sector in the State	250.00	50.00	0.00	0.00	0.00	0.00	0.00	0.00	0.00	0.00	0.00	0.00
AH-13	Animal Husbandry Extension and Training Programme	1100.00	88.00	0.00	0.00	0.00	0.00	0.00	0.00	0.00	0.00	0.00	0.00
AH-14	Development of other live-stock like poultry, goat, sheep and turkey etc.in the State.	300.00	90.00	4.20	0.00	0.00	0.00	0.00	0.00	0.00	0.00	0.00	0.00

**STATEMENT - V**

**SCHEDULED CASTES SUB PLAN 2015-16  
Scheme-wise Divisible Outlay and Expenditure**

(₹ Lac)

Scheme Code	Sub-head/Scheme	12th Plan (2012-17) Projected		12th Plan SCSP Exp. (2012-14)	SCSP 2014-15		Annual Plan 2015-16			SCSP 2015-16			
		Plan Outlay	SCSP Outlay		Approved Outlay	Anticipated Expenditure	Approved Outlay			Approved Outlay			Capital Content out of Col.13
							CS	SS	Total	CS	SS	Total	
1	2	3	4	5	6	7	8	9	10	11	12	13	14
AH-15	Development of fodder resources and its processing	300.00	90.00	9.00	0.00	0.00	0.00	0.00	0.00	0.00	0.00	0.00	0.00
AH-16	Setting up of new and strengthening of existing Veterinary Poly-clinics in the State	1.00	0.00	0.00	0.00	0.00	0.00	0.00	0.00	0.00	0.00	0.00	0.00
AH-17	Grant-in-aid to Animal Welfare Board of Punjab	2500.00	250.00	0.00	0.00	0.00	0.00	0.00	0.00	0.00	0.00	0.00	0.00
AH-18	Construction of buildings of tehsil and block level Vety.Hospitals and other vety. Hospitals in the State under RIDF-XVIII (NABARD) (95:5)	0.00	0.00	220.00	320.00	321.87	0.00	1000.00	1000.00	0.00	320.00	320.00	320.00
	<b>Restructured CSSs</b>												
CS(AH)-26	National Livestock Health and Disease control programme	0.00	0.00	14.16	804.16	424.64	500.00	110.00	610.00	160.01	35.18	195.19	66.64
CS(AH)-27	National Livestock Mission (75:25)	0.00	0.00	0.00	509.76	215.04	150.00	50.00	200.00	48.00	16.00	64.00	0.00
	<b>Total</b>	<b>28001.00</b>	<b>6528.00</b>	<b>1597.72</b>	<b>2114.24</b>	<b>1125.04</b>	<b>650.00</b>	<b>3837.00</b>	<b>4487.00</b>	<b>208.01</b>	<b>1227.82</b>	<b>1435.83</b>	<b>1243.28</b>
	<b>DAIRY DEVELOPMENT</b>												
DD-02	Provision of essential staff for remaining districts.	3000.00	600.00	0.56	2.50	6.25	0.00	10.00	10.00	0.00	2.50	2.50	0.00
DD-03	Strengthening of Punjab Dairy Development Board	10000.00	3300.00	140.00	3.20	3.20	0.00	0.00	0.00	0.00	0.00	0.00	0.00
DD-04	Mechanization of dairy farms	0.00	0.00	0.00	0.00	0.00	0.00	0.00	0.00	0.00	0.00	0.00	0.00
DD-05	Promotion of Dairy farming as livelihood for SC beneficiaries	0.00	0.00	0.00	90.00	90.00	0.00	100.00	100.00	0.00	100.00	100.00	0.00
	<b>Restructured CSS</b>												
CS(DD) 25	National Plan for Dairy Development (75:25)	3000.00	1000.00	0.00	352.00	423.76	0.00	0.00	0.00	0.00	0.00	0.00	0.00
	<b>Total</b>	<b>16000.00</b>	<b>4900.00</b>	<b>140.56</b>	<b>447.70</b>	<b>523.21</b>	<b>0.00</b>	<b>110.00</b>	<b>110.00</b>	<b>0.00</b>	<b>102.50</b>	<b>102.50</b>	<b>0.00</b>
	<b>FISHERIES</b>												
FH-01	Development of Inland Fisheries and Aquaculture (75:25)	254.00	25.40	0.00	0.00	1.28	31.15	10.35	41.50	9.97	3.31	13.28	0.00

## STATEMENT - V

**SCHEDULED CASTES SUB PLAN 2015-16**  
**Scheme-wise Divisible Outlay and Expenditure**

(₹ Lac)

Scheme Code	Sub-head/Scheme	12th Plan (2012-17) Projected		12th Plan SCSP Exp. (2012-14)	SCSP 2014-15		Annual Plan 2015-16			SCSP 2015-16			Capital Content out of Col.13
		Plan Outlay	SCSP Outlay		Approved Outlay	Anticipated Expenditure	Approved Outlay			Approved Outlay			
							CS	SS	Total	CS	SS	Total	
1	2	3	4	5	6	7	8	9	10	11	12	13	14
FH-02	National Scheme for Welfare of Fishermen/fisheries training and extension	7.75	0.00	0.00	0.00	0.00	0.00	0.00	0.00	0.00	0.00	0.00	0.00
FH-03	Development of Fisheries in the State	3863.00	386.30	0.00	0.00	0.00	0.00	0.00	0.00	0.00	0.00	0.00	0.00
FH-04	Assistance to Guru Angad Dev Veterinary and Animal Sciences University (GADVASU) to establish the college of Fisheries at Ludhiana	1.00	0.00	0.00	0.00	0.00	0.00	0.00	0.00	0.00	0.00	0.00	0.00
	<b>Total</b>	<b>4125.75</b>	<b>411.70</b>	<b>0.00</b>	<b>0.00</b>	<b>1.28</b>	<b>31.15</b>	<b>10.35</b>	<b>41.50</b>	<b>9.97</b>	<b>3.31</b>	<b>13.28</b>	<b>0.00</b>
	<b>CO-OPERATION</b>												
CN-01	Financial Assistance to Dairy Cooperatives to meet out their losses (50:50)	3828.44	957.11	81.25	0.00	0.00	0.00	0.00	0.00	0.00	0.00	0.00	0.00
CN-02	Financial Assistance to Dairy Cooperatives for Providing Milking machines & other equipments to Dairy Farms & Cooperative Societies	500.00	125.00	0.00	0.00	0.00	0.00	0.00	0.00	0.00	0.00	0.00	0.00
CN-03	Financial Assistance to Dairy Cooperatives for making Silage pits for Progressive Dairy Farms and Milk Producers in the State	500.00	125.00	0.00	0.00	0.00	0.00	0.00	0.00	0.00	0.00	0.00	0.00
	<b>Total</b>	<b>4828.44</b>	<b>1207.11</b>	<b>81.25</b>	<b>0.00</b>	<b>0.00</b>	<b>0.00</b>	<b>0.00</b>	<b>0.00</b>	<b>0.00</b>	<b>0.00</b>	<b>0.00</b>	<b>0.00</b>
	<b>RURAL DEVELOPMENT</b>												
<b>A</b>	<b>Special Programme for Rural Development</b>												
	<b>District Level Schemes</b>												
RDS(D)-01	Swaran Jayanti Gram Swa-Rozgar Yojna (75:25)	3080.00	1848.00	37.52	0.00	0.00	0.00	0.00	0.00	0.00	0.00	0.00	0.00
RDS(D)-02	Integrated Wasteland Development Project	500.00	0.00	0.00	0.00	0.00	0.00	0.00	0.00	0.00	0.00	0.00	0.00
RDS(D)-04/ RDS(D)-01(i)	Setting up of Rural Haats (75:25) (Direct Release)	1100.00	330.00	114.38	0.00	0.00	0.00	0.00	0.00	0.00	0.00	0.00	0.00



## STATEMENT - V

**SCHEDULED CASTES SUB PLAN 2015-16**  
**Scheme-wise Divisible Outlay and Expenditure**

(₹ Lac)

Scheme Code	Sub-head/Scheme	12th Plan (2012-17) Projected		12th Plan SCSP Exp. (2012-14)	SCSP 2014-15		Annual Plan 2015-16			SCSP 2015-16			
		Plan Outlay	SCSP Outlay		Approved Outlay	Anticipated Expenditure	Approved Outlay			Approved Outlay			Capital Content out of Col.13
							CS	SS	Total	CS	SS	Total	
1	2	3	4	5	6	7	8	9	10	11	12	13	14
RDS(D)-05/ RDS(D)-01(ii)	Setting up of Haats at Distt. Headquarters (75:25) (Direct Release)	50.00	0.00	0.00	0.00	0.00	0.00	0.00	0.00	0.00	0.00	0.00	0.00
RDS(D)-06/ RDS(D)-01(iii)	Setting up of Haats at State Capital (75:25) (Direct Release)	50.00	0.00	0.00	0.00	0.00	0.00	0.00	0.00	0.00	0.00	0.00	0.00
RDS(D)-09	Mahila Kissan Shasaktikaran Pariyojana MKSP(CS:SS) (75:25)	589.17	29.29	0.00	0.00	0.00	0.00	0.00	0.00	0.00	0.00	0.00	0.00
	<b>Restructured CSSs</b>												
CS(RDS)-05	Backward Regions Grant Fund (100% GOI funded)												
	(i) District Component	25000.00	7500.00	449.40	838.40	475.84	1.00	0.00	1.00	0.32	0.00	0.32	0.32
	(ii) State Component	0.00	0.00	0.00	32.00	0.00	0.00	0.00	0.00	0.00	0.00	0.00	0.00
CS(RDS)-06	Integrated Watershed Management Programme (IWMP) (90:10)	10000.00	0.00	20.00	960.00	412.48	1198.00	297.00	1495.00	383.00	95.00	478.00	0.00
CS(RDS)-12	National Rural Livelihood Mission (NRLM) (CS:SS) (75:25) including DRDA	100000.00	50000.00	229.89	1210.00	645.00	2530.00	843.00	3373.00	782.50	260.75	1043.25	0.00
	<b>Sub-Total (A)</b>	<b>140369.17</b>	<b>59707.29</b>	<b>851.19</b>	<b>3040.40</b>	<b>1533.32</b>	<b>3729.00</b>	<b>1140.00</b>	<b>4869.00</b>	<b>1165.82</b>	<b>355.75</b>	<b>1521.57</b>	<b>0.32</b>
<b>B</b>	<b>Rural Employment</b>												
	<b>State Level Schemes</b>												
	<b>Restructured CSS</b>												
CS(RDE)-9	National Rural Employment Gurantee Scheme (90:10)(Direct Release)	66000.00	52800.00	3124.50	19800.00	17168.80	21200.00	2100.00	23300.00	16960.00	1680.00	18640.00	0.00
	<b>Sub-Total (B)</b>	<b>66000.00</b>	<b>52800.00</b>	<b>3124.50</b>	<b>19800.00</b>	<b>17168.80</b>	<b>21200.00</b>	<b>2100.00</b>	<b>23300.00</b>	<b>16960.00</b>	<b>1680.00</b>	<b>18640.00</b>	<b>0.00</b>
<b>C</b>	<b>Rural Housing</b>												
	<b>District Level Scheme</b>												
CS(RDE)-8	Indira Awaas Yojana (75:25)	7700.00	6160.00	307.71	3294.40	2880.00	2600.00	867.00	3467.00	2080.00	693.60	2773.60	2773.60
	<b>Sub-Total (C)</b>	<b>7700.00</b>	<b>6160.00</b>	<b>307.71</b>	<b>3294.40</b>	<b>2880.00</b>	<b>2600.00</b>	<b>867.00</b>	<b>3467.00</b>	<b>2080.00</b>	<b>693.60</b>	<b>2773.60</b>	<b>2773.60</b>

## STATEMENT - V

**SCHEDULED CASTES SUB PLAN 2015-16**  
**Scheme-wise Divisible Outlay and Expenditure**

(₹ Lac)

Scheme Code	Sub-head/Scheme	12th Plan (2012-17) Projected		12th Plan SCSP Exp. (2012-14)	SCSP 2014-15		Annual Plan 2015-16			SCSP 2015-16			
		Plan Outlay	SCSP Outlay		Approved Outlay	Anticipated Expenditure	Approved Outlay			Approved Outlay			Capital Content out of Col.13
							CS	SS	Total	CS	SS	Total	
1	2	3	4	5	6	7	8	9	10	11	12	13	14
<b>D</b>	<b>Other Rural Development Programme</b>												
RDO(S)-02/ RDO(S)-03	Grant for Strengthening of Infrastructural & Institutional Works (Discretionary grant of Hon'ble CM)	5000.00	1500.00	598.36	320.00	384.00	0.00	1000.00	1000.00	0.00	320.00	320.00	320.00
RDO(S)-05	Contribution to Village Development Fund out of Grant-in Aid recommended by State Finance commission for PRIs	0.10	0.00	0.00	0.00	0.00	0.00	0.00	0.00	0.00	0.00	0.00	0.00
RDO(S)-06/ RDO(S)-07	Environmental Improvement of SC Basties/ Villages with Stress on Sanitation	0.10	0.10	0.00	0.00	0.00	0.00	0.00	0.00	0.00	0.00	0.00	0.00
RDO(S)-07/ RDO(S)-09	Construction/brick paving of passages/drains in Villages/Dhanies	100000.00	30000.00	1200.00	0.00	0.00	0.00	0.00	0.00	0.00	0.00	0.00	0.00
RDO(S)-08/ RDO(S)-10	Modernization and improvement of SC villages having more than 50% SC population	2500.00	2500.00	51.60	0.00	0.00	0.00	0.00	0.00	0.00	0.00	0.00	0.00
RDO(S)-10/ RDO(S)-12	Upgradation/Repair of subsidiary health centres of Zila Parishads (ACA 2010-11)	5000.00	1500.00	86.00	0.00	0.00	0.00	0.00	0.00	0.00	0.00	0.00	0.00
RDO(S)-11/ RDO(S)-13	Construction of Panchayat ghars at Gram Panchayat Level under Rashtriya Gram Swaraj Yozna (75:25) (Direct Release)	10000.00	3000.00	99.00	0.00	0.00	0.00	0.00	0.00	0.00	0.00	0.00	0.00
RDO(S)-12/ RDO(S)-14	Construction of toilets in the rural areas (NABARD)	24000.00	14400.00	1126.00	1200.00	300.00	0.00	100.00	100.00	0.00	60.00	60.00	60.00
RDO(S)-15/	Issue of Yellow Cards for identification of Weaker Sections	20.00	0.00	0.00	0.00	0.00	0.00	0.00	0.00	0.00	0.00	0.00	0.00
	<b>Restructured CSS</b>												
CS(RDO)-7	Rajiv Gandhi Panchayat Sashaktikaran Yojna (75:25) (Direct Release)	200.00	24.00	15.00	725.00	231.80	0.10	0.10	0.20	0.02	0.02	0.04	0.00

## STATEMENT - V

**SCHEDULED CASTES SUB PLAN 2015-16**  
**Scheme-wise Divisible Outlay and Expenditure**

(₹ Lac)

Scheme Code	Sub-head/Scheme	12th Plan (2012-17) Projected		12th Plan SCSP Exp. (2012-14)	SCSP 2014-15		Annual Plan 2015-16			SCSP 2015-16			
		Plan Outlay	SCSP Outlay		Approved Outlay	Anticipated Expenditure	Approved Outlay			Approved Outlay			Capital Content out of Col.13
							CS	SS	Total	CS	SS	Total	
1	2	3	4	5	6	7	8	9	10	11	12	13	14
	<b>District Level Schemes</b>												
RDO(D)-01	Construction of Toilets in Villages (ACA 2009-10 and 2010-11)	0.10	0.00	227.19	0.00	0.00	0.00	0.00	0.00	0.00	0.00	0.00	0.00
	<b>Block Grants</b>												
BG-2 / RDO(D)-02	Improvement/Remodeling and rejuvenation of village ponds and disposal of sullage water (OTACA)	500.00	150.00	11.80	4000.00	1200.00	0.00	200.00	200.00	0.00	80.00	80.00	80.00
RDO(D)-03/ RDO(D)-4	Incentive grants to Gram Panchayats where elections were held unanimously.	0.10	0.00	0.00	0.00	0.00	0.00	0.00	0.00	0.00	0.00	0.00	0.00
RDO(D)-04	Encouragement and improvement of Mahila Mandals for construction of buildings	25000.00	7500.00	0.00	0.00	0.00	0.00	0.00	0.00	0.00	0.00	0.00	0.00
RDO(D)-05	Levelling of Panchayat Lands	1000.00	300.00	0.00	0.00	0.00	0.00	0.00	0.00	0.00	0.00	0.00	0.00
	<b>Sub-Total (D)</b>	<b>173220.40</b>	<b>60874.10</b>	<b>3414.95</b>	<b>6245.00</b>	<b>2115.80</b>	<b>0.10</b>	<b>1300.10</b>	<b>1300.20</b>	<b>0.02</b>	<b>460.02</b>	<b>460.04</b>	<b>460.00</b>
	<b>Total (A+B+C+D)</b>	<b>387289.57</b>	<b>179541.39</b>	<b>7698.35</b>	<b>32379.80</b>	<b>23697.92</b>	<b>27529.10</b>	<b>5407.10</b>	<b>32936.20</b>	<b>20205.84</b>	<b>3189.37</b>	<b>23395.21</b>	<b>3233.92</b>
	<b>NRI Affairs</b>												
NRI-01	Provision of Matching Share for providing Basic Infrastructure for Community Development in the Rural/Urban Areas through NRI's participation	2500.00	750.00	45.00	220.00	80.00	0.00	550.00	550.00	0.00	220.00	220.00	220.00
	<b>Total</b>	<b>2500.00</b>	<b>750.00</b>	<b>45.00</b>	<b>220.00</b>	<b>80.00</b>	<b>0.00</b>	<b>550.00</b>	<b>550.00</b>	<b>0.00</b>	<b>220.00</b>	<b>220.00</b>	<b>220.00</b>
	<b>IRRIGATION AND FLOOD CONTROL</b>												
<b>A</b>	<b>Major and Medium Irrigation</b>												
IR-05	Lining of Laduka Distributary System-RIDF XII (95:5)	284.03	14.20	2.74	0.00	1.61	0.00	0.00	0.00	0.00	0.00	0.00	0.00
IR-08	Completion of Residual Works and Safety Related Works of Ranjit Sagar Dam	5475.00	273.75	0.00	0.00	0.00	0.00	0.00	0.00	0.00	0.00	0.00	0.00
IR-09	Lining of Channels Phase-1 (Land compensation liabilities)	0.00	0.00	0.00	0.00	0.58	0.00	0.00	0.00	0.00	0.00	0.00	0.00

## STATEMENT - V

**SCHEDULED CASTES SUB PLAN 2015-16**  
**Scheme-wise Divisible Outlay and Expenditure**

(₹ Lac)

Scheme Code	Sub-head/Scheme	12th Plan (2012-17) Projected		12th Plan SCSP Exp. (2012-14)	SCSP 2014-15		Annual Plan 2015-16			SCSP 2015-16			
		Plan Outlay	SCSP Outlay		Approved Outlay	Anticipated Expenditure	Approved Outlay			Approved Outlay			Capital Content out of Col.13
							CS	SS	Total	CS	SS	Total	
1	2	3	4	5	6	7	8	9	10	11	12	13	14
IR-10	Side-lining of Ghaggar Branch RD 0-172000 RIDF XV (95:5)	0.00	0.00	89.73	0.00	0.00	0.00	0.00	0.00	0.00	0.00	0.00	0.00
IR-13	Public Works Information Management System (PWIMS) in the Irrigation Department	520.00	26.00	0.00	0.00	0.00	0.00	0.00	0.00	0.00	0.00	0.00	0.00
IR-15	Cleaning & upgradation of Canals (OTACA-2013-14)	0.00	0.00	0.00	0.00	0.00	0.00	1500.00	1500.00	0.00	90.00	90.00	90.00
	<b>New scheme</b>												
IR-16	Pradhan Mantri Krishi Sinchai Yojna	0.00	0.00	0.00	0.00	0.00	2000.00	0.00	2000.00	120.00	0.00	120.00	120.00
	<b>Restructured CSS</b>												
CS(IR)-17	Accelerated Irrigation Benefit Programme (AIBP)	171019.00	8550.95	263.62	2223.80	267.15	21419.00	15416.00	36835.00	1285.14	924.96	2210.10	2210.10
	<b>Sub Total (A)</b>	<b>177298.03</b>	<b>8864.90</b>	<b>356.09</b>	<b>2223.80</b>	<b>269.34</b>	<b>23419.00</b>	<b>16916.00</b>	<b>40335.00</b>	<b>1405.14</b>	<b>1014.96</b>	<b>2420.10</b>	<b>2420.10</b>
<b>B</b>	<b>Minor Irrigation</b>												
MI-01	Converting Banur canal from Non Perennial to Perennial-RIDF-XII (95:5)	2144.00	214.40	0.00	0.05	1.00	0.00	1.00	1.00	0.00	0.06	0.06	0.06
MI-02	Tubewells and Other schemes for deep tubewells in Kandi Area-RIDF-X(95:5) (completed)	0.00	0.00	0.00	10.00	6.73	0.00	200.00	200.00	0.00	12.00	12.00	12.00
MI-04	Installation of 280 deep Tubewells and 10 other tubewells in Kandi Area (RIDF-XV) (95:5)	0.00	0.00	84.65	320.00	175.00	0.00	3894.00	3894.00	0.00	233.64	233.64	233.64
MI-05	Construction of new 9 low Dams RIDF-XVI (95:5) (W+S)	30000.00	1500.00	95.10	150.00	130.00	0.00	2500.00	2500.00	0.00	150.00	150.00	150.00
MI-07	Artificial recharge to augment declining ground water resources (RIDF-XIII) (95:5)	1100.00	55.00	8.10	0.00	27.50	0.00	0.00	0.00	0.00	0.00	0.00	0.00
MI-08(ii)	Other Infrastructure works including one time ACA (2011-12)	50000.00	2500.00	51.00	79.85	105.00	0.00	0.00	0.00	0.00	0.00	0.00	0.00
MI-09	Integrated Utilisation of Water Resources (W+S)	6100.00	305.00	0.00	0.00	0.00	0.00	0.00	0.00	0.00	0.00	0.00	0.00
MI-10	Replacement/Renovation of Existing Tubewells	600.00	30.00	2.25	0.00	0.00	0.00	0.00	0.00	0.00	0.00	0.00	0.00

## STATEMENT - V

**SCHEDULED CASTES SUB PLAN 2015-16**  
**Scheme-wise Divisible Outlay and Expenditure**

(₹ Lac)

Scheme Code	Sub-head/Scheme	12th Plan (2012-17) Projected		12th Plan SCSP Exp. (2012-14)	SCSP 2014-15		Annual Plan 2015-16			SCSP 2015-16			Capital Content out of Col.13
		Plan Outlay	SCSP Outlay		Approved Outlay	Anticipated Expenditure	Approved Outlay			Approved Outlay			
							CS	SS	Total	CS	SS	Total	
1	2	3	4	5	6	7	8	9	10	11	12	13	14
MI-11	Lining/Construction of Channels and Distributaries RIDF-XIV (95:5)	0.00	0.00	0.00	0.00	0.00	0.00	0.00	0.00	0.00	0.00	0.00	0.00
MI-12	Domestic Sewerage of Ludhiana City after treatment of STP through Budha Nallah & by connecting network of distributaries & water courses (OTACA 2013-14)	0.00	0.00	0.00	0.00	0.00	0.00	1.00	1.00	0.00	0.06	0.06	0.06
	<b>New Scheme</b>												
MI-13	Repair and re-construction of distributaries and minors (RIDF-XX) 95:5	0.00	0.00	0.00	0.00	0.00	0.00	13500.00	13500.00	0.00	810.00	810.00	810.00
	<b>Block Grant(s)</b>												
BG(MI)-8(i)	Remodelling/Construction of Distributaries/ Minors-13th Finance Commission	0.00	0.00	286.00	250.00	625.00	1.00	0.00	1.00	0.00	0.00	0.00	0.00
	<b>Sub Total (B)</b>	<b>89944.00</b>	<b>4604.40</b>	<b>527.10</b>	<b>809.90</b>	<b>1070.23</b>	<b>1.00</b>	<b>20096.00</b>	<b>20097.00</b>	<b>0.00</b>	<b>1205.76</b>	<b>1205.76</b>	<b>1205.76</b>
<b>C</b>	<b>Command Area Development and Water Management</b>												
CAD-06	Lining of water courses of Abohar branch(U) Canal system in (RIDF-XV)(95:5)												
	(i) Faridkot District	12238.00	1223.80	459.92	300.00	300.00	0.00	2700.00	2700.00	0.00	270.00	270.00	270.00
	(ii) Other Districts	0.00	0.00	135.00	400.00	150.00	0.00	3000.00	3000.00	0.00	300.00	300.00	300.00
CAD-07	Lining of water courses on Bhakra Main Branch (BMB) canal system RIDF-XVI (95:5)	8940.00	894.00	397.55	200.00	150.00	0.00	2000.00	2000.00	0.00	200.00	200.00	200.00
CAD-08	Construction of field channels on Sirhind Feeder Part-II Canal System (RIDF-XIX) (95:5)	0.00	0.00	0.00	67.10	40.00	0.00	200.00	200.00	0.00	20.00	20.00	20.00
CAD-09	Construction of field Channels on Bhatinda Branch Part-II Canal System (RIDF XIX) (95:5)	0.00	0.00	0.00	84.90	30.00	0.00	200.00	200.00	0.00	20.00	20.00	20.00

## STATEMENT - V

**SCHEDULED CASTES SUB PLAN 2015-16**  
**Scheme-wise Divisible Outlay and Expenditure**

(₹ Lac)

Scheme Code	Sub-head/Scheme	12th Plan (2012-17) Projected		12th Plan SCSP Exp. (2012-14)	SCSP 2014-15		Annual Plan 2015-16			SCSP 2015-16			
		Plan Outlay	SCSP Outlay		Approved Outlay	Anticipated Expenditure	Approved Outlay			Approved Outlay			Capital Content out of Col.13
							CS	SS	Total	CS	SS	Total	
1	2	3	4	5	6	7	8	9	10	11	12	13	14
	<b>New Scheme</b>												
CAD-11	Repair and re-construction of field channels of various distributories in the State (RIDF-XX)	0.00	0.00	0.00	0.00	0.00	0.00	5000.00	5000.00	0.00	500.00	500.00	500.00
	<b>Restructured CSS</b>												
CS(CAD)-17	Accelerated Irrigation Benefit Programme (AIBP)	97128.53	9712.86	1350.86	3581.50	1093.00	0.00	8001.00	8001.00	0.00	800.10	800.10	800.10
	<b>Sub Total (C)</b>	<b>118306.53</b>	<b>11830.66</b>	<b>2343.33</b>	<b>4633.50</b>	<b>1763.00</b>	<b>0.00</b>	<b>21101.00</b>	<b>21101.00</b>	<b>0.00</b>	<b>2110.10</b>	<b>2110.10</b>	<b>2110.10</b>
<b>D</b>	<b>Flood Control and Anti-waterlogging</b>												
FC-01	Const. of Embankments and Widening of River Ghaggar from Khanauri to Karail in District Sangrur (RIDF-XII) (95:5)	500.00	25.00	29.66	38.40	10.00	0.00	300.00	300.00	0.00	18.00	18.00	18.00
FC-02	Project for Anti-waterlogging/ Drainage and Flood Control Works (RIDF-XIII) (95:5)	100.00	5.00	0.00	0.00	0.00	0.00	0.00	0.00	0.00	0.00	0.00	0.00
FC-08	Link Drains/Waterlogging, flood Control and Drainage works in the State - RIDF-XIV(95:5)	3822.00	191.10	65.81	25.00	1.00	0.00	100.00	100.00	0.00	6.00	6.00	6.00
FC-11	Providing Emergent Flood protection on river Sutluj, Beas and Ravi (95:5) (RIDF-XVII)	0.00	0.00	0.00	25.00	20.00	0.00	500.00	500.00	0.00	30.00	30.00	30.00
FC-16	Measures to tackle water logging and floods in Punjab State RIDF-XIX (95:5)	0.00	0.00	0.00	100.00	115.00	0.00	3000.00	3000.00	0.00	180.00	180.00	180.00
FC-17	Cleaning and Upgradation of Drains (OTACA 2013-14)	0.00	0.00	0.00	75.00	75.00	0.00	0.00	0.00	0.00	0.00	0.00	0.00
	<b>Block Grants</b>												
BG-12/ FC (18)	Integrated project to address water logging problem in south-western districts of Punjab (ACA) (75:25)	0.00	0.00	0.00	250.00	250.00	15000.00	0.00	15000.00	900.00	0.00	900.00	900.00

## STATEMENT - V

**SCHEDULED CASTES SUB PLAN 2015-16**  
**Scheme-wise Divisible Outlay and Expenditure**

(₹ Lac)

Scheme Code	Sub-head/Scheme	12th Plan (2012-17) Projected		12th Plan SCSP Exp. (2012-14)	SCSP 2014-15		Annual Plan 2015-16			SCSP 2015-16			
		Plan Outlay	SCSP Outlay		Approved Outlay	Anticipated Expenditure	Approved Outlay			Approved Outlay			Capital Content out of Col.13
							CS	SS	Total	CS	SS	Total	
1	2	3	4	5	6	7	8	9	10	11	12	13	14
BG(FC)-05/FC-10	Measures to address the problem of water logging in the State-13th Finance Commission	20000.00	1000.00	446.00	250.00	400.00	1.00	0.00	1.00	0.00	0.00	0.00	0.00
	<b>Restructured CSSs</b>												
CS(FC)-17	Accelerated Irrigation Benefit Programme (AIBP)	37500.00	1875.00	61.65	200.00	15.00	0.00	5.00	5.00	0.00	0.30	0.30	0.30
	<b>Sub Total (D)</b>	<b>61922.00</b>	<b>3096.10</b>	<b>603.12</b>	<b>963.40</b>	<b>886.00</b>	<b>15001.00</b>	<b>3905.00</b>	<b>18906.00</b>	<b>900.00</b>	<b>234.30</b>	<b>1134.30</b>	<b>1134.30</b>
	<b>Total (A+B+C+D)</b>	<b>447470.56</b>	<b>28396.06</b>	<b>3829.64</b>	<b>8630.60</b>	<b>3988.57</b>	<b>38421.00</b>	<b>62018.00</b>	<b>100439.00</b>	<b>2305.14</b>	<b>4565.12</b>	<b>6870.26</b>	<b>6870.26</b>
	<b>NON-CONVENTIONAL SOURCES OF ENERGY</b>												
NC-03	Solar Photovoltaic Demonstration Programme in Punjab (30:30:40) (CS:SS:Ben)	870.00	230.97	10.00	0.32	0.00	0.00	50.00	50.00	0.00	16.00	16.00	16.00
NC-09	SPV Water Pumping Programme under Jawahar Lal Nehru Solar Mission (CS:SS:Ben) (30:40:30)	1380.00	360.00	0.00	0.32	0.00	0.00	250.00	250.00	0.00	80.00	80.00	80.00
NC-10	Solar Water Heating Scheme (CS:SS:Ben.) (50:25:25)	840.00	336.00	0.00	0.00	0.00	0.00	0.00	0.00	0.00	0.00	0.00	0.00
NC-10(i)	Special Area Demonstration Programme (CS:SS)(50:50)	3150.00	0.00	0.00	0.00	0.00	0.00	0.00	0.00	0.00	0.00	0.00	0.00
	<b>New Scheme</b>												
NC-13	Solar Cooker Programme for women in the State under Jawaharlal Nehru National Solar Mission (CS:SS:Benf) (30:40:30)	0.00	0.00	0.00	0.00	0.00	0.00	70.00	70.00	0.00	22.40	22.40	0.00
NC-14	Pilot project for Solar Roof top for SCs under Off Grid Solar Programme (CS:SS) (50:50)	0.00	0.00	0.00	0.00	0.00	0.00	150.00	150.00	0.00	150.00	150.00	150.00
	<b>Total</b>	<b>6240.00</b>	<b>926.97</b>	<b>10.00</b>	<b>0.64</b>	<b>0.00</b>	<b>0.00</b>	<b>520.00</b>	<b>520.00</b>	<b>0.00</b>	<b>268.40</b>	<b>268.40</b>	<b>246.00</b>
	<b>INDUSTRY AND MINERALS</b>												
VSI-07	Setting up of District Artisan Hatt Centres for providing marketing facilities to the SC Artisans of the State	500.00	500.00	0.00	0.00	0.00	0.00	0.00	0.00	0.00	0.00	0.00	0.00

**STATEMENT - V**

**SCHEDULED CASTES SUB PLAN 2015-16**  
**Scheme-wise Divisible Outlay and Expenditure**

(₹ Lac)

Scheme Code	Sub-head/Scheme	12th Plan (2012-17) Projected		12th Plan SCSP Exp. (2012-14)	SCSP 2014-15		Annual Plan 2015-16			SCSP 2015-16			
		Plan Outlay	SCSP Outlay		Approved Outlay	Anticipated Expenditure	Approved Outlay			Approved Outlay			Capital Content out of Col.13
							CS	SS	Total	CS	SS	Total	
1	2	3	4	5	6	7	8	9	10	11	12	13	14
VSI-09	Development of Human Resources in the field of IT/ITES (Shifed to IT department)	2500.00	625.00	0.00	0.00	0.00	0.00	0.00	0.00	0.00	0.00	0.00	0.00
	<b>Total</b>	<b>3000.00</b>	<b>1125.00</b>	<b>0.00</b>	<b>0.00</b>	<b>0.00</b>	<b>0.00</b>	<b>0.00</b>	<b>0.00</b>	<b>0.00</b>	<b>0.00</b>	<b>0.00</b>	<b>0.00</b>
	<b>INFORMATION TECHNOLOGY</b>												
IT-03	Development of Human Resources in the field of IT/ITES. (Shifted from Industry and Minerals subhead)	0.00	0.00	0.00	0.00	3.50	0.00	50.00	50.00	0.00	12.50	12.50	5.00
	<b>Total</b>	<b>0.00</b>	<b>0.00</b>	<b>0.00</b>	<b>0.00</b>	<b>3.50</b>	<b>0.00</b>	<b>50.00</b>	<b>50.00</b>	<b>0.00</b>	<b>12.50</b>	<b>12.50</b>	<b>5.00</b>
	<b>ROADS AND BRIDGES</b>												
RB-01	World Bank Scheme for Road Infrastructure (75:25)	42438.00	2122.00	1133.00	750.00	475.00	0.00	10000.00	10000.00	0.00	500.00	500.00	500.00
RB-02	NABARD assisted projects Construction/widening of roads and construction of bridges and infrastructure RIDF-(V-XII)(XIII-XVI) (80:20)	155000.00	7750.00	413.00	50.00	0.00	0.00	0.00	0.00	0.00	0.00	0.00	0.00
RB-04	Improvement and widening of existing roads	52000.00	2600.00	90.00	0.00	48.00	0.00	1.00	1.00	0.00	0.00	0.00	0.00
RB-04(ii)	State share for upgradation of Roads under PMGSY (b) Forest clearance and utility shifting	7500.00	375.00	54.00	0.00	55.00	0.00	1.00	1.00	0.00	0.00	0.00	0.00
RB-04(iii)	State share for maintenance of Roads under PMGSY	42500.00	2125.00	0.00	0.00	0.00	0.00	0.00	0.00	0.00	0.00	0.00	0.00
RB-05	Upgradation of 380 Rural Roads under RIDF-XIX (80:20) (NABARD)	0.00	0.00	0.00	1000.00	1000.00	0.00	1.00	1.00	0.00	0.05	0.05	0.05
RB-06	Project for link roads and infrastructure development in rural areas (Funded through RDF)	0.00	0.00	0.00	1500.00	1500.00	0.00	40000.00	40000.00	0.00	2000.00	2000.00	2000.00
	<b>New Schemes</b>												
RB-09	Strengthening of Rural Roads to be financed out of RDF Fund.	0.00	0.00	0.00	0.00	0.00	0.00	30000.00	30000.00	0.00	1500.00	1500.00	1500.00
RB-10	Special Repair of Plan Roads	0.00	0.00	0.00	0.00	0.00	0.00	15000.00	15000.00	0.00	750.00	750.00	750.00



## STATEMENT - V

**SCHEDULED CASTES SUB PLAN 2015-16**  
**Scheme-wise Divisible Outlay and Expenditure**

(₹ Lac)

Scheme Code	Sub-head/Scheme	12th Plan (2012-17) Projected		12th Plan SCSP Exp. (2012-14)	SCSP 2014-15		Annual Plan 2015-16			SCSP 2015-16			
		Plan Outlay	SCSP Outlay		Approved Outlay	Anticipated Expenditure	Approved Outlay			Approved Outlay			Capital Content out of Col.13
							CS	SS	Total	CS	SS	Total	
1	2	3	4	5	6	7	8	9	10	11	12	13	14
	<b>Block Grants</b>												
BG-06 (RB-03)	Central Road Fund (CRF)	45000.00	2250.00	638.00	350.00	350.00	7000.00	0.00	7000.00	350.00	0.00	350.00	350.00
	<b>Restructured CSSs</b>												
CS(RB)-11 (i)	Pradhan Mantri Gram Sadak Yojana (PMGSY-I)(100% Centre)			0.00	1510.00	1510.00	30200.00	0.00	30200.00	1510.00	0.00	1510.00	1510.00
CS(RB)-11 (ii)	Pradhan Mantri Gram Sadak Yojana (PMGSY-II) (75:25) (Centre: State)	0.00	0.00	0.00	0.20	0.00	1.00	0.00	1.00	0.05	0.00	0.05	0.05
	<b>Total</b>	<b>344438.00</b>	<b>17222.00</b>	<b>2328.00</b>	<b>5160.20</b>	<b>4938.00</b>	<b>37201.00</b>	<b>95003.00</b>	<b>132204.00</b>	<b>1860.05</b>	<b>4750.05</b>	<b>6610.10</b>	<b>6610.10</b>
	<b>SCIENCE, TECHNOLOGY AND ENVIRONMENT</b>												
SR-07	Subsidy to students of Government Schools visiting the Science City	1150.00	625.00	100.00	50.00	50.00	0.00	50.00	50.00	0.00	25.00	25.00	0.00
SR-11	Assessment of level of fluoride and subsequent oxidative stress in pregnant SC women from fluoride endemic zone of Punjab and its prevention and management	0.00	0.00	0.00	5.00	5.00	0.00	5.00	5.00	0.00	5.00	5.00	0.00
SR-12	Socio-Economic Development of Scheduled Castes community through technology interventions in horticulture and related ventures	0.00	0.00	0.00	5.00	5.00	0.00	5.00	5.00	0.00	5.00	5.00	0.00
	<b>Total</b>	<b>1150.00</b>	<b>625.00</b>	<b>100.00</b>	<b>60.00</b>	<b>60.00</b>	<b>0.00</b>	<b>60.00</b>	<b>60.00</b>	<b>0.00</b>	<b>35.00</b>	<b>35.00</b>	<b>0.00</b>
	<b>ECOLOGY &amp; ENVIRONMENT</b>												
	<b>New Scheme</b>												
EE-17	Livelihood Generation to SC Local Rural women through preparation of handicraft from water hyacinth weed	0.00	0.00	0.00	0.00	0.00	0.00	5.00	5.00	0.00	5.00	5.00	0.00
	<b>Total</b>	<b>0.00</b>	<b>0.00</b>	<b>0.00</b>	<b>0.00</b>	<b>0.00</b>	<b>0.00</b>	<b>5.00</b>	<b>5.00</b>	<b>0.00</b>	<b>5.00</b>	<b>5.00</b>	<b>0.00</b>

## STATEMENT - V

**SCHEDULED CASTES SUB PLAN 2015-16**  
**Scheme-wise Divisible Outlay and Expenditure**

(₹ Lac)

Scheme Code	Sub-head/Scheme	12th Plan (2012-17) Projected		12th Plan SCSP Exp. (2012-14)	SCSP 2014-15		Annual Plan 2015-16			SCSP 2015-16			
		Plan Outlay	SCSP Outlay		Approved Outlay	Anticipated Expenditure	Approved Outlay			Approved Outlay			Capital Content out of Col.13
							CS	SS	Total	CS	SS	Total	
1	2	3	4	5	6	7	8	9	10	11	12	13	14
	<b>SECRETARIAT ECONOMIC SERVICES</b>												
	<b>State Level Schemes</b>												
PM-06	Assistance to NGOs	2750.00	825.00	183.98	80.00	80.00	0.00	500.00	500.00	0.00	160.00	160.00	0.00
PM-10	State Level Initiatives (Punjab Nirman Programme)	500.00	175.00	1095.00	960.00	960.00	0.00	2000.00	2000.00	0.00	640.00	640.00	640.00
PM-13	Engagement of young professionals for Punjab State Planning Board	0.00	0.00	0.00	0.00	0.00	0.00	25.00	25.00	0.00	6.25	6.25	0.00
PM-20	Upgradation/Restoration of Infrastructure damaged in waterlogged areas of the state	0.00	0.00	0.00	700.00	35.00	0.00	0.00	0.00	0.00	0.00	0.00	0.00
	<b>New Scheme</b>												
PM-21	Mukh Mantri Pendu Vikas Yojana	0.00	0.00	0.00	0.00	0.00	0.00	60000.00	60000.00	0.00	19200.00	19200.00	19200.00
	<b>Block Grant(s)</b>												
BG-5/(PM)-16	Incentive for issuing UIDs (Incentive for issuing UID in Punjab)-13th Finance Commission	2160.00	626.40	29.00	0.32	69.12	1.00	0.00	1.00	0.32	0.00	0.32	0.00
BG-5/ (PM)-17	District Innovation Funds (13th Finance Commission)	5000.00	1550.00	295.90	320.00	320.00	0.00	0.00	0.00	0.00	0.00	0.00	0.00
BG-5/ (PM)-18	Development of Kandi Area-(13th Finance Commission)	25000.00	6250.00	1858.50	2000.00	2000.00	1.00	0.00	1.00	0.32	0.00	0.32	0.00
	<b>Restructured CSS</b>												
CS(PM)-19	Border Area Development Programme (BADP) (ACA)	20000.00	7000.00	1790.58	1280.00	1128.32	4000.00	0.00	4000.00	1280.00	0.00	1280.00	1280.00
	<b>Total (State Level)</b>	<b>55410.00</b>	<b>16426.40</b>	<b>5252.96</b>	<b>5340.32</b>	<b>4592.44</b>	<b>4002.00</b>	<b>62525.00</b>	<b>66527.00</b>	<b>1280.64</b>	<b>20006.25</b>	<b>21286.89</b>	<b>21120.00</b>
	<b>District Level Schemes</b>												
PM-3	Untied Funds of CM/Dy.CM/FM	15000.00	5250.00	1044.31	480.00	544.00	0.00	1500.00	1500.00	0.00	480.00	480.00	480.00
PM-5	Untied Funds of DPCs	15000.00	5250.00	315.73	704.00	352.00	0.00	1.00	1.00	0.00	0.32	0.32	0.32
	<b>Block Grants</b>												
BG-5/(PM)-6	Developmet of Border Areas (Border Area Development Programme)-13th Finance Commission	25000.00	8750.00	3142.18	2000.00	2000.00	1.00	0.00	1.00	0.32	0.00	0.32	0.32
	<b>Total (District Level)</b>	<b>55000.00</b>	<b>19250.00</b>	<b>4502.22</b>	<b>3184.00</b>	<b>2896.00</b>	<b>1.00</b>	<b>1501.00</b>	<b>1502.00</b>	<b>0.32</b>	<b>480.32</b>	<b>480.64</b>	<b>480.64</b>
	<b>Total (State + District)</b>	<b>110410.00</b>	<b>35676.40</b>	<b>9755.18</b>	<b>8524.32</b>	<b>7488.44</b>	<b>4003.00</b>	<b>64026.00</b>	<b>68029.00</b>	<b>1280.96</b>	<b>20486.57</b>	<b>21767.53</b>	<b>21600.64</b>

## STATEMENT - V

**SCHEDULED CASTES SUB PLAN 2015-16**  
**Scheme-wise Divisible Outlay and Expenditure**

(₹ Lac)

Scheme Code	Sub-head/Scheme	12th Plan (2012-17) Projected		12th Plan SCSP Exp. (2012-14)	SCSP 2014-15		Annual Plan 2015-16			SCSP 2015-16			Capital Content out of Col.13
		Plan Outlay	SCSP Outlay		Approved Outlay	Anticipated Expenditure	Approved Outlay			Approved Outlay			
							CS	SS	Total	CS	SS	Total	
1	2	3	4	5	6	7	8	9	10	11	12	13	14
	<b>CENSUS SURVEY &amp; STATISTICS</b>												
CSST-02/4	Engagement of Young professionals for Economic Statistical Organisation	0.00	0.00	0.00	0.00	0.00	0.00	50.00	50.00	0.00	12.50	12.50	0.00
	<b>Total</b>	<b>0.00</b>	<b>0.00</b>	<b>0.00</b>	<b>0.00</b>	<b>0.00</b>	<b>0.00</b>	<b>50.00</b>	<b>50.00</b>	<b>0.00</b>	<b>12.50</b>	<b>12.50</b>	<b>0.00</b>
	<b>CIVIL SUPPLIES</b>												
	<b>State Level Scheme</b>												
	<b>New Scheme</b>												
CS-05	New Atta Dal Scheme	0.00	0.00	0.00	28000.00	9310.00	0.00	40000.00	40000.00	0.00	28000.00	28000.00	0.00
	<b>Total</b>	<b>0.00</b>	<b>0.00</b>	<b>0.00</b>	<b>28000.00</b>	<b>9310.00</b>	<b>0.00</b>	<b>40000.00</b>	<b>40000.00</b>	<b>0.00</b>	<b>28000.00</b>	<b>28000.00</b>	<b>0.00</b>
	<b>GENERAL EDUCATION</b>												
<b>A</b>	<b>Elementary Education</b>												
EDE-02	Financial Assistance to the State under 13th Finance Commission for implementation of Sarv Shiksha Abhiyan Programme	14700.00	9114.00	3948.16	3224.00	3224.00	0.00	0.00	0.00	0.00	0.00	0.00	0.00
EDE-04	Implementation of EDUSAT project in the State (previously NABARD)	36500.00	18250.00	477.16	320.00	256.00	0.00	200.00	200.00	0.00	64.00	64.00	16.00
EDE-05	Providing furniture for students at primary level in Government schools	4000.00	2480.00	0.00	0.00	0.00	0.00	0.00	0.00	0.00	0.00	0.00	0.00
EDE-06	Provision of utensils for students for MDM	500.00	310.00	62.00	0.00	0.00	0.00	0.00	0.00	0.00	0.00	0.00	0.00
EDE-07	State support for Inclusive Education for Disabled at Secondary Stage (IEDSS)	0.00	0.00	0.00	0.00	0.00	0.00	46.26	46.26	0.00	14.80	14.80	0.00
EDE-08	Provision for Deficit Budget to meet the enhanced honorarium of education volunteers (Sikhya Karmies) under SSA programme	0.00	0.00	299.00	163.34	182.22	0.00	1.00	1.00	0.00	0.25	0.25	0.00
EDE-08/ EDE-1.2(i)	Provision for Deficit Budget to meet the enhanced honorarium of special trainers under SSA programme (salary)	0.00	0.00	47.55	750.00	1063.63	0.00	3000.00	3000.00	0.00	750.00	750.00	0.00

## STATEMENT - V

**SCHEDULED CASTES SUB PLAN 2015-16**  
**Scheme-wise Divisible Outlay and Expenditure**

(₹ Lac)

Scheme Code	Sub-head/Scheme	12th Plan (2012-17) Projected		12th Plan SCSP Exp. (2012-14)	SCSP 2014-15		Annual Plan 2015-16			SCSP 2015-16			
		Plan Outlay	SCSP Outlay		Approved Outlay	Anticipated Expenditure	Approved Outlay			Approved Outlay			Capital Content out of Col.13
							CS	SS	Total	CS	SS	Total	
1	2	3	4	5	6	7	8	9	10	11	12	13	14
	<b>Restructured CSSs</b>												
CS(EDE)-13/EDE-03/02	National Programme Nutrition Support to Primary Education (MDM)	198544.00	123097.28	19885.91	18600.00	17422.00	14419.00	13300.00	27719.00	8939.78	8246.00	17185.78	0.00
CS(EDE)-14/EDE-01	Sarv Shiksha Abhiyan (SSA)	323000.00	200260.00	36140.88	52461.54	43152.00	44500.00	44500.00	89000.00	27590.00	27590.00	55180.00	6200.00
<b>B</b>	<b>Secondary Education</b>												
EDS-04	Improvement of Laboratory Infrastructure by providing Science material in 351 schools upgraded under NABARD-RIDF-XVI (85:15)	1441.00	432.30	0.00	173.12	0.32	0.00	1.00	1.00	0.00	0.32	0.32	0.00
EDS-07	Information and Communication Technology (ICT) Project (Salary)	171088.00	106074.56	21957.30	5000.00	7500.00	0.00	30000.00	30000.00	0.00	7500.00	7500.00	0.00
EDS-08	Creation of posts for 351 schools upgraded under NABARD Project-Salary Scheme	35000.00	8750.00	1303.25	0.00	0.00	0.00	0.00	0.00	0.00	0.00	0.00	0.00
EDS-09	Creation of new posts in the schools under Rationalisation policy (Salary)	35000.00	8750.00	1039.25	0.00	0.00	0.00	0.00	0.00	0.00	0.00	0.00	0.00
EDS-10	Opening of Adarsh schools in each block of the State (ACA 2007-08)	7214.88	2453.00	0.00	0.00	0.00	0.00	0.00	0.00	0.00	0.00	0.00	0.00
EDS-11	Vocational Education Programme	16046.00	5456.00	0.00	0.00	0.00	0.00	0.00	0.00	0.00	0.00	0.00	0.00
EDS-13	Strengthening of Science Laboratories in High and Senior Secondary Schools	5.00	1.75	0.00	0.00	0.00	0.00	0.00	0.00	0.00	0.00	0.00	0.00
EDS-14	Infrastructural Development in Government/Adarsh Schools (Education Cess)	5.00	1.75	11452.75	0.00	0.00	0.00	0.00	0.00	0.00	0.00	0.00	0.00
EDS-15	Creation of staff for new districts (Salary)	600.00	150.00	0.00	0.00	0.00	0.00	0.00	0.00	0.00	0.00	0.00	0.00
EDS-17	Free education to girl students from class 9th to class 12th	20000.00	5000.00	0.00	0.00	0.00	0.00	0.00	0.00	0.00	0.00	0.00	0.00

## STATEMENT - V

**SCHEDULED CASTES SUB PLAN 2015-16**  
**Scheme-wise Divisible Outlay and Expenditure**

(₹ Lac)

Scheme Code	Sub-head/Scheme	12th Plan (2012-17) Projected		12th Plan SCSP Exp. (2012-14)	SCSP 2014-15		Annual Plan 2015-16			SCSP 2015-16			
		Plan Outlay	SCSP Outlay		Approved Outlay	Anticipated Expenditure	Approved Outlay			Approved Outlay			Capital Content out of Col.13
							CS	SS	Total	CS	SS	Total	
1	2	3	4	5	6	7	8	9	10	11	12	13	14
EDS-18	Infrastructural Development of the schools in rural areas of the State with the assistance of RIDF-XIII NABARD (85:15)( Completed)	0.00	0.00	0.00	0.00	0.00	0.00	0.00	0.00	0.00	0.00	0.00	0.00
EDS-20	Popularization of Science Education (Science Fairs, Science Seminars and Science Exhibitions) (Revived)	0.00	0.00	0.00	0.00	0.00	0.00	19.41	19.41	0.00	6.21	6.21	0.00
EDS-21	To promote sports in Punjab schools	0.00	0.00	0.00	0.00	0.00	0.00	100.00	100.00	0.00	32.00	32.00	0.00
EDS-22	Dr. Hargobind Khurana scholarship for brilliant students	0.00	0.00	198.00	320.00	192.00	0.00	1000.00	1000.00	0.00	320.00	320.00	0.00
EDS-23	Free tablets to 11th class students	0.00	0.00	0.00	0.00	0.00	0.00	0.00	0.00	0.00	0.00	0.00	0.00
	<b>New Scheme</b>												
EDS-27	Strengthening of Senior Secondary Girls Schools	0.00	0.00	0.00	0.00	0.00	0.00	2000.00	2000.00	0.00	640.00	640.00	640.00
	<b>Restructured CSSs</b>												
CS(EDS)-40/EDS-02	Rashtriya Madhyamik Shiksha (RMSA) for universalization of Secondary Education (75:25)	68360.00	36368.78	3772.82	10000.00	4511.28	8266.00	3915.00	12181.00	4133.00	1957.50	6090.50	0.00
CS(EDS)-41	Support for Educational Development including teachers training & Adult education.	1214.37	364.31	342.18	1894.50	598.00	6231.00	1099.00	7330.00	1876.25	299.50	2175.75	250.00
CS(EDS)-42/EDS-05	Scheme for setting up of 6000 Model Schools at Block Level as Benchmark of Excellence (50:50)	5000.00	2500.00	31.77	784.00	459.37	0.00	2000.00	2000.00	0.00	640.00	640.00	0.00
<b>C</b>	<b>Higher Education</b>												
HE-01	Up-gradation of Infrastructure in Government Colleges (ACA 2011-12 : Rs.20.00 Cr) .	30000.00	7500.00	0.00	0.32	0.00	0.00	600.00	600.00	0.00	192.00	192.00	192.00
HE-02/HE-15	Establishment of new Model Degree Colleges in the State (where GER is low) (33:67)	6983.00	1745.75	100.00	0.00	0.00	0.00	0.00	0.00	0.00	0.00	0.00	0.00

**STATEMENT - V**

**SCHEDULED CASTES SUB PLAN 2015-16**  
**Scheme-wise Divisible Outlay and Expenditure**

(₹ Lac)

Scheme Code	Sub-head/Scheme	12th Plan (2012-17) Projected		12th Plan SCSP Exp. (2012-14)	SCSP 2014-15		Annual Plan 2015-16			SCSP 2015-16			
		Plan Outlay	SCSP Outlay		Approved Outlay	Anticipated Expenditure	Approved Outlay			Approved Outlay			Capital Content out of Col.13
							CS	SS	Total	CS	SS	Total	
1	2	3	4	5	6	7	8	9	10	11	12	13	14
HE-04	Matching grant to Raja Ram Mohan Rai Trust Kolkata for supply of books to Libraries (40% State Share)	100.00	25.00	0.00	0.00	0.00	0.00	0.00	0.00	0.00	0.00	0.00	0.00
HE-06	Establishment of Rajiv Gandhi National University of Law Punjab	7500.00	1875.00	1721.50	0.32	800.00	0.00	1.00	1.00	0.00	0.32	0.32	0.30
HE-07	Setting-up of new Government Colleges in the State	7500.00	1875.00	123.00	0.00	0.00	0.00	0.00	0.00	0.00	0.00	0.00	0.00
HE-08	Regional Centre, Panjab University Chandigarh at Kauni (Sri Muktsar Sahib) {Earlier name: Establishment of Regional Centre at Kauni (Gidderbaha)}	1300.00	325.00	0.00	0.00	0.00	0.00	0.00	0.00	0.00	0.00	0.00	0.00
HE-09	Preparing Rural students of Punjab for admission to Indian Institute of Technology	560.00	140.00	30.62	0.00	0.00	0.00	0.00	0.00	0.00	0.00	0.00	0.00
HE-15	Computer Labs in Government Colleges (ACA-2012-13)	0.00	0.00	0.00	0.32	0.00	0.00	1.00	1.00	0.00	0.32	0.32	0.32
HE-16	New Degree Colleges and removal of gaps in existing infrastructure at Mansa, Amargarh (Sangrur), Talwara (Hoshiarpur), Malerkotla (Sangrur) (ACA 2012-13)	0.00	0.00	57.50	0.32	0.00	0.00	1.00	1.00	0.00	0.32	0.32	0.32
	<b>New Scheme</b>												
HE-20	Financial support to students from the poor/backward families (Blue Card holders families) admitted in IITs/IIMs and Government Institutes of National importance.						0.00	100.00	100.00	0.00	70.00	70.00	0.00
	<b>Restructured CSS</b>												
CS(HE)-44	Rashtriya Uchhtar Sikhsha Abhiyan (RUSA)(65:35)	0.00	0.00	0.00	2500.00	1250.00	2753.46	2400.00	5153.46	688.36	600.00	1288.36	0.00

**STATEMENT - V**

**SCHEDULED CASTES SUB PLAN 2015-16  
Scheme-wise Divisible Outlay and Expenditure**

(₹ Lac)

Scheme Code	Sub-head/Scheme	12th Plan (2012-17) Projected		12th Plan SCSP Exp. (2012-14)	SCSP 2014-15		Annual Plan 2015-16			SCSP 2015-16			Capital Content out of Col.13
		Plan Outlay	SCSP Outlay		Approved Outlay	Anticipated Expenditure	Approved Outlay			Approved Outlay			
							CS	SS	Total	CS	SS	Total	
1	2	3	4	5	6	7	8	9	10	11	12	13	14
<b>D</b>	<b>Languages</b>												
LA-01	Development of Punjabi, Hindi, Urdu, Sanskrit languages and celebration of Punjabi week	1000.00	300.00	18.00	32.00	16.00	0.00	120.00	120.00	0.00	38.40	38.40	0.00
LA-02	Publication of Books	500.00	125.00	0.00	0.00	0.00	0.00	80.00	80.00	0.00	25.60	25.60	0.00
	<b>Total</b>	<b>993661.25</b>	<b>543724.48</b>	<b>103008.60</b>	<b>96223.78</b>	<b>80626.82</b>	<b>76169.46</b>	<b>104484.67</b>	<b>180654.13</b>	<b>43227.39</b>	<b>48987.54</b>	<b>92214.93</b>	<b>7298.94</b>
	<b>TECHNICAL EDUCATION</b>												
TE-01	Converting Technical institutions of rural areas of Punjab into multi-purpose academies for enhancement of skill development and employability of rural youth under NABARD project (RIDF-XIV) (76:24)	1600.00	560.00	0.00	160.00	0.00	0.00	1.00	1.00	0.00	0.32	0.32	0.32
TE-02/07	Implementation of Technical Education Quality Improvement Programme (TEQIP-II)(75:25).	10000.00	2500.00	65.00	396.16	824.41	1.00	1.00	2.00	0.32	0.32	0.64	0.00
TE-04	Establishment of Engineering Institute in the Campus of Government Polytechnic, Lehragaga-District Sangrur	780.00	195.00	0.00	0.00	0.00	0.00	0.00	0.00	0.00	0.00	0.00	0.00
TE-07	Establishment of Indian Institute of Information Technology in Punjab in PPP mode (50:35:15).	5500.00	1375.00	0.00	0.32	0.00	0.00	0.00	0.00	0.00	0.00	0.00	0.00
TE-08/TE-11	New and upgradation of Polytechnics at Bhatinda, Batala, Amritsar, Hoshiarpur, GTB garh (Moga & Patilala). ACA 2012-13	0.00	0.00	0.00	0.00	0.00	0.00	1.00	1.00	0.00	0.32	0.32	0.32
TE-09	Renovation/upgradation of buildings of Government Technical Institutes	2000.00	500.00	0.00	0.00	0.00	0.00	0.00	0.00	0.00	0.00	0.00	0.00
TE-10	Upgradation of Government Polytechnic for Girls, Patiala	100.00	25.00	0.00	0.00	0.00	0.00	0.00	0.00	0.00	0.00	0.00	0.00
	<b>Restructured CSS</b>												
CS(TE)-44	Rashtriya Ucchar Sikhsha Abhiyan (RUSA)(65:35)	0.00	0.00	0.00	1187.20	513.73	1746.54	0.00	1746.54	558.90	0.00	558.90	487.36
	<b>Total</b>	<b>19980.00</b>	<b>5155.00</b>	<b>65.00</b>	<b>1743.68</b>	<b>1338.14</b>	<b>1747.54</b>	<b>3.00</b>	<b>1750.54</b>	<b>559.22</b>	<b>0.96</b>	<b>560.18</b>	<b>488.00</b>

## STATEMENT - V

**SCHEDULED CASTES SUB PLAN 2015-16**  
**Scheme-wise Divisible Outlay and Expenditure**

(₹ Lac)

Scheme Code	Sub-head/Scheme	12th Plan (2012-17) Projected		12th Plan SCSP Exp. (2012-14)	SCSP 2014-15		Annual Plan 2015-16			SCSP 2015-16			
		Plan Outlay	SCSP Outlay		Approved Outlay	Anticipated Expenditure	Approved Outlay			Approved Outlay			Capital Content out of Col.13
							CS	SS	Total	CS	SS	Total	
1	2	3	4	5	6	7	8	9	10	11	12	13	14
	<b>SPORTS AND YOUTH SERVICES</b>												
<b>A</b>	<b>Youth Services</b>												
YS-02	Financial Assistance to Rural Youth/Sports Clubs	11380.00	2845.00	0.00	96.00	32.00	0.00	100.00	100.00	0.00	32.00	32.00	0.00
<b>B</b>	<b>Sports</b>												
SS-02	Sports infrastructure facilities at Jalandhar–Establishment of Punjab Institute of Sports and Establishment of Regional Training Centre	5000.00	1250.00	0.00	0.00	0.00	0.00	0.00	0.00	0.00	0.00	0.00	0.00
SS-07/SS-2	Grant-in-aid to the Punjab State Sports Council for upgradation alteration in Sports Stadium/Complexes/creation of Sports infrastructure at block/district level and creation of world class stadiums	2000.00	500.00	0.00	0.00	0.00	0.00	0.00	0.00	0.00	0.00	0.00	0.00
SS-08	Purchase of sports equipment	1500.00	375.00	0.00	0.00	0.00	0.00	0.00	0.00	0.00	0.00	0.00	0.00
SS-13	Grant in Aid to State Sports Council for development of Sports	1000.00	250.00	0.00	0.00	0.00	0.00	700.00	700.00	0.00	224.00	224.00	0.00
SS-16	Saheed Baba Deep Singh Centre of excellence in sports	0.00	0.00	0.00	0.32	0.00	0.00	0.00	0.00	0.00	0.00	0.00	0.00
	<b>Restructured CSS</b>												
CS(SS)-63/SS-01	Rajiv Gandhi Khel Abhiyan (RGKA) (75:25) (Earlier name: Panchayati Yuva Krida or Khel Abhiyan PYKKA)	1628.75	407.25	81.45	416.96	0.32	500.00	150.00	650.00	160.00	48.00	208.00	208.00
	<b>Total</b>	<b>22508.75</b>	<b>5627.25</b>	<b>81.45</b>	<b>513.28</b>	<b>32.32</b>	<b>500.00</b>	<b>950.00</b>	<b>1450.00</b>	<b>160.00</b>	<b>304.00</b>	<b>464.00</b>	<b>208.00</b>
	<b>MEDICAL AND PUBLIC HEALTH</b>												
	<b>Research and Medical Education</b>												
DRME-01	Establishment of Guru Ravidas Ayur-vedic University Hoshiarpur (50:50)	5000.00	1250.00	0.00	0.00	0.00	0.00	0.00	0.00	0.00	0.00	0.00	0.00



## STATEMENT - V

**SCHEDULED CASTES SUB PLAN 2015-16**  
**Scheme-wise Divisible Outlay and Expenditure**

(₹ Lac)

Scheme Code	Sub-head/Scheme	12th Plan (2012-17) Projected		12th Plan SCSP Exp. (2012-14)	SCSP 2014-15		Annual Plan 2015-16			SCSP 2015-16			
		Plan Outlay	SCSP Outlay		Approved Outlay	Anticipated Expenditure	Approved Outlay			Approved Outlay			Capital Content out of Col.13
							CS	SS	Total	CS	SS	Total	
1	2	3	4	5	6	7	8	9	10	11	12	13	14
DRME-02	Construction of Nursing College buildings in Government Medical Colleges in the State(ACA 2008-09)	700.00	175.00	52.50	0.00	0.00	0.00	0.00	0.00	0.00	0.00	0.00	0.00
DRME-03	Establishment of Baba Farid University of Health Sciences, Faridkot	8700.00	2175.00	254.48	0.00	0.00	0.00	3500.00	3500.00	0.00	1120.00	1120.00	0.00
DRME-04	Upgradation of infrastructure in Government Medical College and Hospital (Patiala)	14300.00	3575.00	99.82	0.00	182.36	0.00	650.00	650.00	0.00	208.00	208.00	0.00
DRME-05	Upgradation of infrastructure in Government Medical College and Hospital (Amritsar)	4000.00	1000.00	0.00	0.00	68.45	0.00	250.00	250.00	0.00	80.00	80.00	0.00
DRME-06	Upgradation of infrastructure in Government Dental Colleges and Hospitals (Amritsar, Patiala)	6000.00	1500.00	0.00	0.00	0.00	0.00	0.00	0.00	0.00	0.00	0.00	0.00
DRME-07	Upgradation of infrastructure in GGS Medical College and Hospital, Faridkot (under the control of BFUHS)	15000.00	3750.00	670.73	0.00	0.00	0.00	0.00	0.00	0.00	0.00	0.00	0.00
DRME-08	Construction of Medical Education and Research Bhawan	2000.00	0.00	0.00	0.00	0.00	0.00	0.00	0.00	0.00	0.00	0.00	0.00
DRME-09	Upgradation/Strengthening of infrastructure in Government Ayurvedic College and Hospital, Patiala	600.00	150.00	0.00	0.00	0.00	0.00	0.00	0.00	0.00	0.00	0.00	0.00
DRME-14	Setting up of AIIMS like Institute in the State.	0.00	0.00	0.00	3200.00	0.32	0.00	1.00	1.00	0.00	0.32	0.32	0.32
	<b>Block Grants</b>												
BG-2 (DRME-13)	Upgradation of infrastructure in Government Medical, dental and Ayurvedic Colleges/Hospitals (OTACA)	0.00	0.00	0.00	960.00	0.00	0.00	0.00	0.00	0.00	0.00	0.00	0.00
	<b>Director Health Services</b>												
DHS-02	Implementation of Emergency Response Services in the State	10000.00	2500.00	750.50	1248.00	1248.00	0.00	3900.00	3900.00	0.00	1248.00	1248.00	0.00

**STATEMENT - V**

**SCHEDULED CASTES SUB PLAN 2015-16**  
**Scheme-wise Divisible Outlay and Expenditure**

(₹ Lac)

Scheme Code	Sub-head/Scheme	12th Plan (2012-17) Projected		12th Plan SCSP Exp. (2012-14)	SCSP 2014-15		Annual Plan 2015-16			SCSP 2015-16			
		Plan Outlay	SCSP Outlay		Approved Outlay	Anticipated Expenditure	Approved Outlay			Approved Outlay			Capital Content out of Col.13
							CS	SS	Total	CS	SS	Total	
1	2	3	4	5	6	7	8	9	10	11	12	13	14
DHS-07	Punjab Nirogi Yojna (33:67)	500.00	125.00	0.00	0.00	0.00	0.00	0.00	0.00	0.00	0.00	0.00	0.00
DHS-11	Punjab Urban Health Infrastructure (DHS 10, 11, 13, 15 and 25) (Civil works + equipment)	9000.00	2250.00	0.00	0.32	0.00	0.00	1.00	1.00	0.00	0.32	0.32	0.32
DHS-12	Seed Corpus of Cancer Relief Fund	15000.00	3750.00	500.56	800.00	800.00	0.00	2500.00	2500.00	0.00	800.00	800.00	0.00
DHS-13	Mata Kaushaliya Kalyan Scheme	8000.00	2400.00	330.00	0.00	0.00	0.00	0.00	0.00	0.00	0.00	0.00	0.00
DHS-14	Balri Rakshak Yojana	500.00	150.00	1.17	0.00	0.00	0.00	0.00	0.00	0.00	0.00	0.00	0.00
DHS-15	Establishment of De-addiction centres in the State	252.50	75.75	0.00	0.00	0.00	0.00	0.00	0.00	0.00	0.00	0.00	0.00
DHS-16	Providing hotline facilities in the district and Sub-Divisional Hospitals in the State	1500.00	375.00	0.00	32.00	0.00	0.00	0.00	0.00	0.00	0.00	0.00	0.00
DHS-17	Setting up of Mobile cancer detection units in the State	1500.00	375.00	0.00	0.00	0.00	0.00	0.00	0.00	0.00	0.00	0.00	0.00
DHS-18	Strengthening of Logistics Services in the State of Punjab	685.00	171.25	0.00	0.00	0.00	0.00	0.00	0.00	0.00	0.00	0.00	0.00
DHS-19	Strengthening of Hospital Management Information System and IT infrastructure in the hospitals	1500.00	375.00	0.00	0.00	0.00	0.00	0.00	0.00	0.00	0.00	0.00	0.00
DHS-21	Assistance to NGOs/District Administration for enforcement of PNDT Act, monitoring of pregnancies, helpline etc.	725.00	0.00	0.00	0.00	0.00	0.00	0.00	0.00	0.00	0.00	0.00	0.00
DHS-24	Upgradation/Strengthening of Nursing services in the State (85:15)	3250.00	0.00	0.00	32.00	32.00	2000.00	400.00	2400.00	640.00	128.00	768.00	0.00
DHS-44	Bhagat Puran Singh Medical insurance scheme for poor people	0.00	0.00	650.00	930.00	310.00	0.00	5000.00	5000.00	0.00	3100.00	3100.00	0.00
DHS-45	Creation of Cancer and Drug de-addiction treatment infrastructure	0.00	0.00	0.00	1600.00	2240.00	0.00	10000.00	10000.00	0.00	3200.00	3200.00	0.00

## STATEMENT - V

**SCHEDULED CASTES SUB PLAN 2015-16**  
**Scheme-wise Divisible Outlay and Expenditure**

(₹ Lac)

Scheme Code	Sub-head/Scheme	12th Plan (2012-17) Projected		12th Plan SCSP Exp. (2012-14)	SCSP 2014-15		Annual Plan 2015-16			SCSP 2015-16			Capital Content out of Col.13
		Plan Outlay	SCSP Outlay		Approved Outlay	Anticipated Expenditure	Approved Outlay			Approved Outlay			
							CS	SS	Total	CS	SS	Total	
1	2	3	4	5	6	7	8	9	10	11	12	13	14
	<b>Block Grants</b>												
BG-5/ (DHS-40)	Incentive grant for reduction in IMR under 13th Finance Commission	1000.00	0.00	0.00	2346.24	0.32	1.00	0.00	1.00	0.32	0.00	0.32	0.00
	<b>Restructured CSS</b>												
CS(DHS)-4	National Health Mission including NRHM (75:25)	144903.00	50419.82	1099.47	19200.00	20085.25	37503.99	18821.00	56324.99	12001.28	6022.72	18024.00	0.00
CS(DHS)-36	National AIDS and STD Control Programme ( 50:50)	400.00	100.00	0.00	1280.00	1287.60	2204.00	1796.00	4000.00	705.28	574.72	1280.00	0.00
CS(DHS)-46	Social Security for unorganised workers including Rashtriya Swasthya Bima Yojna (MOL) (75:25 & 50:50)	2000.00	1300.00	0.00	800.00	96.00	1700.00	600.00	2300.00	994.00	312.00	1306.00	0.00
	<b>Ayurveda</b>												
AY-04	Upgradation and Extension of Govt. Ayurvedic Pharmacy and Stores, Patiala	75.00	18.75	0.00	0.00	0.00	0.00	1.00	1.00	0.00	0.32	0.32	0.00
AY-07	Strengthening of District headquarter staff in newly created Districts	500.00	125.00	15.75	37.50	37.50	0.00	200.00	200.00	0.00	50.00	50.00	0.00
	<b>Restructured CSS</b>												
CS(AY)-35	National Mission on Ayush including Mission on Medicinal Plants (75:25)	1974.20	482.31	0.00	646.33	383.76	1734.59	597.84	2332.43	555.05	191.32	746.37	0.00
	<b>Homoeopathy</b>												
HM-05	Strengthening of existing Govt. Homoeopathic dispensaries	350.00	87.50	0.00	20.48	10.24	0.00	63.00	63.00	0.00	20.16	20.16	6.45
HM-14	Refresher Training for Medical & Para-Medical Staff	50.00	12.50	0.00	0.00	0.00	0.00	0.00	0.00	0.00	0.00	0.00	0.00
	<b>Total</b>	<b>259964.70</b>	<b>78667.88</b>	<b>4424.98</b>	<b>33132.87</b>	<b>26781.80</b>	<b>45143.58</b>	<b>48280.84</b>	<b>93424.42</b>	<b>14895.93</b>	<b>17055.88</b>	<b>31951.81</b>	<b>7.09</b>
	<b>WATER SUPPLY AND SANITATION</b>												
	<b>Urban Water Supply</b>												
UWS-06	Amritsar Sewerage Project funded by JICA	50000.00	15000.00	1668.60	1920.00	716.80	0.00	5000.00	5000.00	0.00	1150.00	1150.00	1150.00

**STATEMENT - V**

**SCHEDULED CASTES SUB PLAN 2015-16**  
**Scheme-wise Divisible Outlay and Expenditure**

(₹ Lac)

Scheme Code	Sub-head/Scheme	12th Plan (2012-17) Projected		12th Plan SCSP Exp. (2012-14)	SCSP 2014-15		Annual Plan 2015-16			SCSP 2015-16			Capital Content out of Col.13
		Plan Outlay	SCSP Outlay		Approved Outlay	Anticipated Expenditure	Approved Outlay			Approved Outlay			
							CS	SS	Total	CS	SS	Total	
1	2	3	4	5	6	7	8	9	10	11	12	13	14
UWS-08	Setting up of Sewerage treatment plant in 14 towns. Now renamed as UWS-6(ii)"Providing Water Supply, Sewerage and setting up STP in various towns".	300000.00	75000.00	500.19	0.00	560.00	0.00	1.00	1.00	0.00	0.23	0.23	0.23
UWS-09/7	Laying of Main Sewerage line to check contamination of water in the Phagwara town	0.00	0.00	270.00	0.00	0.00	0.00	0.00	0.00	0.00	0.00	0.00	0.00
UWS-10	Ext. and Aug. W/S and Sewerage for the towns of District of Mansa and Bathinda	6500.00	1625.00	0.00	0.00	0.00	0.00	0.00	0.00	0.00	0.00	0.00	0.00
UWS-12	Water Supply and Sanitation and Sewerage Scheme for three Religious towns Sultanpur Lodhi, Dera Baba Nanak and Chamkaur Sahib	583.00	146.00	0.00	0.00	0.00	0.00	0.00	0.00	0.00	0.00	0.00	0.00
UWS-13	Water Supply and Sewerage scheme at Patti (PIDB)	391.00	98.00	0.00	0.00	0.00	0.00	0.00	0.00	0.00	0.00	0.00	0.00
UWS-14	Water Supply and Sewerage scheme at Gidderbaha	600.00	150.00	0.00	0.00	0.00	0.00	0.00	0.00	0.00	0.00	0.00	0.00
UWS-16	Provision of Water Supply & Sewerage and STP Ropar and Nangal	1900.00	475.00	0.00	0.00	0.00	0.00	0.00	0.00	0.00	0.00	0.00	0.00
UWS-19	Providing storm Water, Sewer on National Highway at Taran Taran (PIDB)	827.00	207.00	200.00	0.00	0.00	0.00	0.00	0.00	0.00	0.00	0.00	0.00
UWS-20	Providing Water Supply, Sewerage, Sewage Treatment Plant at Tarn Taran	2186.00	546.50	0.00	0.00	0.00	0.00	0.00	0.00	0.00	0.00	0.00	0.00
UWS-22	Providing Water Supply facility in Malout (PIDB)	100.00	27.00	0.00	0.00	0.00	0.00	0.00	0.00	0.00	0.00	0.00	0.00
UWS-23	Laying of 1200 MMI/DRCC rising main P-I at Abohar	9000.00	1890.00	0.00	0.00	0.00	0.00	0.00	0.00	0.00	0.00	0.00	0.00
UWS-25	Provision of water supply, sewerage and STP facilities at Bhawanigarh district Sangrur and Barnala	0.00	0.00	351.00	160.00	160.00	0.00	500.00	500.00	0.00	115.00	115.00	115.00

## STATEMENT - V

**SCHEDULED CASTES SUB PLAN 2015-16**  
**Scheme-wise Divisible Outlay and Expenditure**

(₹ Lac)

Scheme Code	Sub-head/Scheme	12th Plan (2012-17) Projected		12th Plan SCSP Exp. (2012-14)	SCSP 2014-15		Annual Plan 2015-16			SCSP 2015-16			
		Plan Outlay	SCSP Outlay		Approved Outlay	Anticipated Expenditure	Approved Outlay			Approved Outlay			Capital Content out of Col.13
							CS	SS	Total	CS	SS	Total	
1	2	3	4	5	6	7	8	9	10	11	12	13	14
	<b>Restructured CSS</b>												
CS(UWS)-29	Prevention of pollution of rivers in the State now renamed as "National River Conservation Programme" (70:20:10)	30000.00	7500.00	796.17	8640.00	1625.92	1.00	0.00	1.00	0.23	0.00	0.23	0.23
	<b>Total (Urban Water Supply)</b>	<b>402087.00</b>	<b>102664.50</b>	<b>3785.96</b>	<b>10720.00</b>	<b>3062.72</b>	<b>1.00</b>	<b>5501.00</b>	<b>5502.00</b>	<b>0.23</b>	<b>1265.23</b>	<b>1265.46</b>	<b>1265.46</b>
	<b>Rural Water Supply</b>												
	<b>State Level Schemes</b>												
RWS-01	Rajiv Gandhi National Drinking Water Mission including Repair of damaged Water Supply Scheme (NRDWP- State Share)	7000.00	2100.00	172.28	0.00	0.00	0.00	0.00	0.00	0.00	0.00	0.00	0.00
RWS-02	NABARD Aided Rural Water Supply Scheme (85:15)	40000.00	16000.00	183.07	128.00	0.00	0.00	0.00	0.00	0.00	0.00	0.00	0.00
RWS-03	Rejuvenation of Drinking water supply scheme	0.10	0.00	0.00	0.00	0.00	0.00	0.00	0.00	0.00	0.00	0.00	0.00
RWS-04	Punjab Rural Water Supply and Sanitation project with World Bank Assistance.(85:15) World bank:GOI:GOP:Community share	90000.00	36000.00	16345.05	6400.00	7232.00	0.00	1.00	1.00	0.00	0.40	0.40	0.40
	(i) Project Management	0.00	0.00	0.00	0.00	0.00	0.00	0.00	0.00	0.00	0.00	0.00	0.00
	(ii)Community Development	0.00	0.00	0.00	0.00	0.00	0.00	0.00	0.00	0.00	0.00	0.00	0.00
	(iii) Infrastructure building	0.00	0.00	0.00	0.00	0.00	0.00	0.00	0.00	0.00	0.00	0.00	0.00
RWS-09	Provision/Augmentation of water supply and sewerage facilities in the specific towns	2500.00	875.00	0.00	0.00	0.00	0.00	1.00	1.00	0.00	0.40	0.40	0.40
RWS-10	Water Supply & Sewerage Scheme at Mukatsar (PIDB)	5000.00	1750.00	186.39	0.00	0.00	0.00	0.00	0.00	0.00	0.00	0.00	0.00
RWS-14	Water Supply, Sewerage and Sewerage treatment Plant at Jalalabad	1000.00	350.00	84.99	0.00	0.00	0.00	0.00	0.00	0.00	0.00	0.00	0.00
RWS-15	Water Supply and Sewerage Facilities at Bagha-Purana Town(GLADA)	1000.00	350.00	58.08	0.00	0.00	0.00	0.00	0.00	0.00	0.00	0.00	0.00

## STATEMENT - V

**SCHEDULED CASTES SUB PLAN 2015-16**  
**Scheme-wise Divisible Outlay and Expenditure**

(₹ Lac)

Scheme Code	Sub-head/Scheme	12th Plan (2012-17) Projected		12th Plan SCSP Exp. (2012-14)	SCSP 2014-15		Annual Plan 2015-16			SCSP 2015-16			
		Plan Outlay	SCSP Outlay		Approved Outlay	Anticipated Expenditure	Approved Outlay			Approved Outlay			Capital Content out of Col.13
							CS	SS	Total	CS	SS	Total	
1	2	3	4	5	6	7	8	9	10	11	12	13	14
RWS-16	NABARD Aided Sanitation Project (Construction of IHHL)	10000.00	4000.00	128.67	300.00	18.00	0.00	1.00	1.00	0.00	0.60	0.60	0.60
RWS-17	Improvement of Water Supply and Sanitation facilities including various sustainability measures in villages of the State (PIDB)	15000.00	6000.00	499.02	0.00	0.00	0.00	0.00	0.00	0.00	0.00	0.00	0.00
RWS-18	Installation of Reverse Osmosis system to provide minimum drinking water in various districts of Punjab (RIDF-XIX)	0.00	0.00	0.00	448.00	800.00	0.00	10000.00	10000.00	0.00	4000.00	4000.00	4000.00
	<b>New scheme</b>												
RWS-19	Second Punjab Rural Water Supply and Sanitation Sector Improvement Programme - World Bank Assisted Project (70:30)	0.00	0.00	0.00	0.00	0.00	0.00	15000.00	15000.00	0.00	6000.00	6000.00	6000.00
	<b>Restructured CSSs</b>												
CS(RWS)-02	Swachh Bharat Abhiyan (75:25)	4000.00	3400.00	160.36	1620.00	0.60	6000.00	2000.00	8000.00	3720.00	1240.00	4960.00	4960.00
CS(RWS)-03	National Rural Drinking Water Programme (NRDWP)(100%CS)	0.00	0.00	0.00	4000.00	3273.60	2500.00	0.00	2500.00	1000.00	0.00	1000.00	1000.00
	<b>Total (State level)</b>	<b>175500.10</b>	<b>70825.00</b>	<b>17817.91</b>	<b>12896.00</b>	<b>11324.20</b>	<b>8500.00</b>	<b>27003.00</b>	<b>35503.00</b>	<b>4720.00</b>	<b>11241.40</b>	<b>15961.40</b>	<b>15961.40</b>
	<b>District Level Scheme</b>												
RWS(D)-02	Installation of RO Plants at District level through PIDB	20000.00	8000.00	1235.01	0.00	0.00	0.00	0.00	0.00	0.00	0.00	0.00	0.00
	<b>Total (District level)</b>	<b>20000.00</b>	<b>8000.00</b>	<b>1235.01</b>	<b>0.00</b>	<b>0.00</b>	<b>0.00</b>	<b>0.00</b>	<b>0.00</b>	<b>0.00</b>	<b>0.00</b>	<b>0.00</b>	<b>0.00</b>
	<b>Total(Rural Water Supply)</b>	<b>195500.10</b>	<b>78825.00</b>	<b>19052.92</b>	<b>12896.00</b>	<b>11324.20</b>	<b>8500.00</b>	<b>27003.00</b>	<b>35503.00</b>	<b>4720.00</b>	<b>11241.40</b>	<b>15961.40</b>	<b>15961.40</b>
	<b>Total (UWS+RWS)</b>	<b>597587.10</b>	<b>181489.50</b>	<b>22838.88</b>	<b>23616.00</b>	<b>14386.92</b>	<b>8501.00</b>	<b>32504.00</b>	<b>41005.00</b>	<b>4720.23</b>	<b>12506.63</b>	<b>17226.86</b>	<b>17226.86</b>
	<b>HOUSING</b>												
HG-04	Houses for Economically Weaker Sections	100.00	65.00	0.00	0.00	0.00	0.00	0.00	0.00	0.00	0.00	0.00	0.00
HG-05	Construction of LIG Houses of the Society	100.00	15.00	0.00	0.00	0.00	0.00	0.00	0.00	0.00	0.00	0.00	0.00
	<b>Total</b>	<b>200.00</b>	<b>80.00</b>	<b>0.00</b>	<b>0.00</b>	<b>0.00</b>	<b>0.00</b>	<b>0.00</b>	<b>0.00</b>	<b>0.00</b>	<b>0.00</b>	<b>0.00</b>	<b>0.00</b>

**STATEMENT - V**

**SCHEDULED CASTES SUB PLAN 2015-16  
Scheme-wise Divisible Outlay and Expenditure**

(₹ Lac)

Scheme Code	Sub-head/Scheme	12th Plan (2012-17) Projected		12th Plan SCSP Exp. (2012-14)	SCSP 2014-15		Annual Plan 2015-16			SCSP 2015-16			
		Plan Outlay	SCSP Outlay		Approved Outlay	Anticipated Expenditure	Approved Outlay			Approved Outlay			Capital Content out of Col.13
							CS	SS	Total	CS	SS	Total	
1	2	3	4	5	6	7	8	9	10	11	12	13	14
	<b>URBAN DEVELOPMENT</b>												
UD-07	Municipal Development Fund	5000.00	1500.00	107.50	0.00	0.00	0.00	0.00	0.00	0.00	0.00	0.00	0.00
UD-11	Development works at Moga(PIDB)	1000.00	250.00	0.00	0.00	0.00	0.00	0.00	0.00	0.00	0.00	0.00	0.00
	<b>New Schemes</b>												
CS(UD)-40	Swachh Bharat Mission (Urban)	0.00	0.00	0.00	0.00	0.00	1.00	1.00	2.00	0.23	0.23	0.46	0.23
CS(UD)-41	Mission for Development of 100 smart cities	0.00	0.00	0.00	0.00	0.00	100.00	0.00	100.00	23.00	0.00	23.00	23.00
CS(UD)-42	Urban Rejuvenation Mission - 5000 habitants	0.00	0.00	0.00	0.00	0.00	100.00	0.00	100.00	23.00	0.00	23.00	23.00
CS(UD)-43	Sardar Patel Urban Housing Scheme	0.00	0.00	0.00	0.00	0.00	100.00	0.00	100.00	23.00	0.00	23.00	23.00
	<b>Restructured CSSs</b>												
CS(UD)-15	Jawahar Lal Nehru National Urban Renewal Mission (JNNURM)												
i)	Urban Infrastructure and Governance (UIG) (50:20:30) (Gol: State: ULBs)	25000.00	7500.00	78.30	8422.72	3655.99	1.00	0.00	1.00	0.23	0.00	0.23	0.23
ii)	(BSUP) (50:20:30) (Gol: State: ULBs)	106920.00	53460.00	141.00	289.54	289.54	0.00	0.00	0.00	0.00	0.00	0.00	0.00
iii)	Urban Infrastructure Development Scheme for Small & Medium Towns (UIDSSMT) (80:10:10) (Gol: State: ULBs)	2639.00	791.70	137.00	14400.00	971.33	500.00	0.00	500.00	115.00	0.00	115.00	115.00
iv)	Integrated Housing & Slum Development Programme (IHSDP) (80:10:10) (Gol: State: ULBs)	31000.00	31000.00	963.00	409.11	0.00	0.00	0.00	0.00	0.00	0.00	0.00	0.00
v)	Purchase of buses and ancillary infrastructure urban transport system(80:10:10)(New Component 2014-15)	0.00	0.00	0.00	2475.52	690.56	1.00	1.00	2.00	0.23	0.23	0.46	0.46

## STATEMENT - V

**SCHEDULED CASTES SUB PLAN 2015-16**  
**Scheme-wise Divisible Outlay and Expenditure**

(₹ Lac)

Scheme Code	Sub-head/Scheme	12th Plan (2012-17) Projected		12th Plan SCSP Exp. (2012-14)	SCSP 2014-15		Annual Plan 2015-16			SCSP 2015-16			
		Plan Outlay	SCSP Outlay		Approved Outlay	Anticipated Expenditure	Approved Outlay			Approved Outlay			Capital Content out of Col.13
							CS	SS	Total	CS	SS	Total	
1	2	3	4	5	6	7	8	9	10	11	12	13	14
vi)	Comprehensive capacity building programme (100%CSS) (New Component 2014-15)	0.00	0.00	0.00	375.00	0.00	1.00	0.00	1.00	0.25	0.00	0.25	0.00
CS(UD)-38	National Urban Livelihood Mission (NULM) (75:25)	4000.00	1320.00	31.06	901.00	0.00	1500.00	500.00	2000.00	510.00	170.00	680.00	238.00
CS(UD)-39	Rajiv Awaas Yojna (RAY) (50:50)	20000.00	5000.00	0.00	1000.00	178.86	0.00	0.00	0.00	0.00	0.00	0.00	0.00
	<b>Total</b>	<b>195559.00</b>	<b>100821.70</b>	<b>1457.86</b>	<b>28272.89</b>	<b>5786.28</b>	<b>2304.00</b>	<b>502.00</b>	<b>2806.00</b>	<b>694.94</b>	<b>170.46</b>	<b>865.40</b>	<b>422.92</b>
	<b>INFORMATION AND PUBLICITY</b>												
IP-01	Purchase/Production of Films and Display Advertisement	7500.00	1125.00	397.05	224.00	640.00	0.00	4000.00	4000.00	0.00	1280.00	1280.00	0.00
IP-08	Purchase of books for library at headquarter and purchase/production of literature	30.00	5.00	0.00	0.00	0.00	0.00	5.00	5.00	0.00	1.60	1.60	0.00
	<b>Total</b>	<b>7530.00</b>	<b>1130.00</b>	<b>397.05</b>	<b>224.00</b>	<b>640.00</b>	<b>0.00</b>	<b>4005.00</b>	<b>4005.00</b>	<b>0.00</b>	<b>1281.60</b>	<b>1281.60</b>	<b>0.00</b>
	<b>WELFARE OF SCs</b>												
	<b>State Level Schemes</b>												
WSC-02	Grant-in-aid to PSCFC under One Time Settlement Scheme	300.00	300.00	247.67	100.00	0.00	0.00	100.00	100.00	0.00	100.00	100.00	0.00
WSC-03	Houses to Houseless SCs in Rural & Urban Areas (District level scheme SCH(D)-01 shifted to State level)	25000.00	25000.00	0.00	1000.00	0.00	0.00	1.00	1.00	0.00	1.00	1.00	1.00
WSC-04	Financial Assistance to SC youth for Flying Training of Commercial Pilot License (ACA 2007-08)	500.00	500.00	0.00	0.00	0.00	0.00	0.00	0.00	0.00	0.00	0.00	0.00
WSC-05(i)	Attendance scholarship to SC Primary girl students	15000.00	15000.00	1551.26	1500.00	1500.00	0.00	1000.00	1000.00	0.00	1000.00	1000.00	0.00
WSC-06(i)	Grant in aid to BPL SC students for purchase of School Uniforms, Shoes and School Bags etc.	5000.00	5000.00	0.00	0.00	0.00	0.00	0.00	0.00	0.00	0.00	0.00	0.00
WSC-07	New Courses/ Vocational Training in ITIs for SC Students (Staff expenditure, scholarship to SC students etc.)	5750.00	5750.00	385.78	1000.00	350.00	0.00	1000.00	1000.00	0.00	1000.00	1000.00	0.00



## STATEMENT - V

**SCHEDULED CASTES SUB PLAN 2015-16**  
**Scheme-wise Divisible Outlay and Expenditure**

(₹ Lac)

Scheme Code	Sub-head/Scheme	12th Plan (2012-17) Projected		12th Plan SCSP Exp. (2012-14)	SCSP 2014-15		Annual Plan 2015-16			SCSP 2015-16			
		Plan Outlay	SCSP Outlay		Approved Outlay	Anticipated Expenditure	Approved Outlay			Approved Outlay			Capital Content out of Col.13
							CS	SS	Total	CS	SS	Total	
1	2	3	4	5	6	7	8	9	10	11	12	13	14
WSC-08	Award to the Village Panchayats for promoting Education and Socio Economic Development of SCs	500.00	500.00	0.00	0.00	0.00	0.00	0.00	0.00	0.00	0.00	0.00	0.00
WSC-09(i)	Shagun to SC Girls/Widows/ Divorcees and the Daughters of Widows at the time of their marriages	30500.00	30500.00	22382.80	7200.00	2695.35	0.00	8000.00	8000.00	0.00	8000.00	8000.00	0.00
WSC-10	Assistance to NGOs, Trusts and other Social Institutions for Solemnizing Mass Marriages for SC couples	500.00	500.00	100.00	100.00	0.00	0.00	0.00	0.00	0.00	0.00	0.00	0.00
WSC-11	Setting up of Legal Aid Clinics in all the districts of Punjab	750.00	750.00	0.00	0.00	0.00	0.00	0.00	0.00	0.00	0.00	0.00	0.00
WSC-12	Construction of building for the Welfare Department at the State Headquarter	0.00	0.00	0.00	100.00	0.00	0.00	100.00	100.00	0.00	100.00	100.00	100.00
CS(WSC)-03	Free Coaching for SCs and Other Backward Classes Students	0.00	0.00	0.00	0.00	0.00	100.00	0.00	100.00	70.00	0.00	70.00	0.00
	<b>New Scheme</b>												
WSC-13	Financial Assistance to SCs for starting professional practice after completion of professional courses (Matching share from SCA - 100% grant)	0.00	0.00	0.00	0.00	0.00	0.00	1.00	1.00	0.00	1.00	1.00	0.00
	<b>Restructured CSS</b>												
CS(WSC)-50	Scheme for Development of Scheduled Castes	2454.38	2454.38	1033.00	25471.00	59505.00	34130.50	7012.00	41142.50	34130.50	7012.00	41142.50	2163.00
CS(WSC)-53	Pradhan Mantri Adarash Gram Yojana (100%) (GOI)	0.00	0.00	0.00	5000.00	2500.00	2500.00	2000.00	4500.00	2500.00	2000.00	4500.00	4500.00
	<b>Total (State Level)</b>	<b>86254.38</b>	<b>86254.38</b>	<b>25700.51</b>	<b>41471.00</b>	<b>66550.35</b>	<b>36730.50</b>	<b>19214.00</b>	<b>55944.50</b>	<b>36700.50</b>	<b>19214.00</b>	<b>55914.50</b>	<b>6764.00</b>
	<b>District Level Schemes</b>												
WSC(D)-01	Construction of Dr. B.R. Ambedkar Bhawans and their operation	6000.00	6000.00	0.00	500.00	1.00	0.00	500.00	500.00	0.00	500.00	500.00	275.00

## STATEMENT - V

**SCHEDULED CASTES SUB PLAN 2015-16**  
**Scheme-wise Divisible Outlay and Expenditure**

(₹ Lac)

Scheme Code	Sub-head/Scheme	12th Plan (2012-17) Projected		12th Plan SCSP Exp. (2012-14)	SCSP 2014-15		Annual Plan 2015-16			SCSP 2015-16			
		Plan Outlay	SCSP Outlay		Approved Outlay	Anticipated Expenditure	Approved Outlay			Approved Outlay			Capital Content out of Col.13
							CS	SS	Total	CS	SS	Total	
1	2	3	4	5	6	7	8	9	10	11	12	13	14
WSC(D)-02	Award to SC Sports Students (6-12 classes)	3075.00	3075.00	0.00	615.00	11.00	0.00	25.00	25.00	0.00	25.00	25.00	0.00
	<b>Total (District Level)</b>	<b>9075.00</b>	<b>9075.00</b>	<b>0.00</b>	<b>1115.00</b>	<b>12.00</b>	<b>0.00</b>	<b>525.00</b>	<b>525.00</b>	<b>0.00</b>	<b>525.00</b>	<b>525.00</b>	<b>275.00</b>
	<b>Total (State + District)</b>	<b>95329.38</b>	<b>95329.38</b>	<b>25700.51</b>	<b>42586.00</b>	<b>66562.35</b>	<b>36730.50</b>	<b>19739.00</b>	<b>56469.50</b>	<b>36700.50</b>	<b>19739.00</b>	<b>56439.50</b>	<b>7039.00</b>
	<b>SOCIAL SECURITY &amp; WELFARE</b>												
	<b>State Level Schemes</b>												
SSW-01	Janshree Bima Yojana for BPL families (Rural & Urban) (50% directly released to the LIC by Gol) (Scheme transferred to Health Deptt.)	1000.00	500.00	0.00	0.00	0.00	0.00	0.00	0.00	0.00	0.00	0.00	0.00
SSW-02	Aam Admi Bima Yojana (50% directly released to the LIC by Gol). (Scheme transferred to Health Deptt.)	650.00	260.00	0.00	0.00	0.00	0.00	0.00	0.00	0.00	0.00	0.00	0.00
SSW-03	Old Age Pension (Social Security Fund)	262500.00	131250.00	42179.37	24750.00	18000.00	0.00	49500.00	49500.00	0.00	29700.00	29700.00	0.00
SSW-04	Financial Assistance to Disabled Persons (Social Security Fund)	28500.00	14250.00	4178.00	2475.00	1900.00	0.00	4950.00	4950.00	0.00	2970.00	2970.00	0.00
SSW-06	Awareness against Drug abuse	500.00	125.00	5.96	32.00	13.28	0.00	100.00	100.00	0.00	32.00	32.00	0.00
SSW-07	Setting up of Social Security Helpline for Women, Children, Older and Disabled Persons in each district	100.00	0.00	0.00	32.00	3.04	0.00	20.00	20.00	0.00	6.40	6.40	0.00
SSW-09	Celebration of World Disabled day State Award to handicapped	25.00	12.50	0.00	3.20	3.20	0.00	0.00	0.00	0.00	0.00	0.00	0.00
SSW-10	State Award to handicapped (Clubbed scheme with SSW-09)						0.00	10.00	10.00	0.00	3.20	3.20	0.00
SSW-11	Setting up of three Beggary Homes and Rehabilitation-cum-Vocational Centres for 50 beggars( Megeed with SSW-12)	500.00	250.00	0.00	0.00	0.00	0.00	0.00	0.00	0.00	0.00	0.00	0.00
SSW-12	Assistance to various Homes/Institutions run by Social Security Department	0.00	0.00	0.00	192.00	192.00	0.00	600.00	600.00	0.00	192.00	192.00	0.00

## STATEMENT - V

**SCHEDULED CASTES SUB PLAN 2015-16**  
**Scheme-wise Divisible Outlay and Expenditure**

(₹ Lac)

Scheme Code	Sub-head/Scheme	12th Plan (2012-17) Projected		12th Plan SCSP Exp. (2012-14)	SCSP 2014-15		Annual Plan 2015-16			SCSP 2015-16			
		Plan Outlay	SCSP Outlay		Approved Outlay	Anticipated Expenditure	Approved Outlay			Approved Outlay			Capital Content out of Col.13
							CS	SS	Total	CS	SS	Total	
1	2	3	4	5	6	7	8	9	10	11	12	13	14
SSW-13	Setting up of community homes for mentally ill persons ( merged with SSW-12)	500.00	0.00	0.00	0.00	0.00	0.00	0.00	0.00	0.00	0.00	0.00	0.00
	<b>New scheme</b>												
SSW-17	National Programme for persons with Disabilities	0.00	0.00	0.00	0.00	0.00	100.00	0.00	100.00	32.00	0.00	32.00	0.00
WCD-02	Financial Assistance to dependent children (Social Security Fund)	24000.00	12000.00	3446.16	2100.00	1750.00	0.00	4200.00	4200.00	0.00	2520.00	2520.00	0.00
WCD-03	Financial Assistance to Widows & Destitute Women (Social Security Fund)	52500.00	26250.00	8298.08	4875.00	4500.00	0.00	10500.00	10500.00	0.00	6300.00	6300.00	0.00
WCD-05	Mai Bhago Vidya (EDU) Scheme (Free Bicycle to all girl students studying in class 9th to 12th) (Renamed Scheme SWCW(S)-3)	37500.00	11250.00	1220.00	0.32	0.32	0.00	4000.00	4000.00	0.00	1280.00	1280.00	0.00
WCD-06	Attendance scholarship to handicapped girl students in rural area	270.00	135.00	11.63	25.00	25.00	0.00	50.00	50.00	0.00	25.00	25.00	0.00
WCD-07	Empowerment of Women-Mahila Jagriti Yojna	500.00	250.00	0.00	0.00	0.00	0.00	0.00	0.00	0.00	0.00	0.00	0.00
WCD-08	Implementation of Swawlamban scheme-Vocational training programme for women	500.00	250.00	0.00	0.00	0.00	0.00	0.00	0.00	0.00	0.00	0.00	0.00
WCD-09	Awareness Programme for improving adverse sex ratio and Female Foeticide	1000.00	330.00	0.00	0.00	0.00	0.00	100.00	100.00	0.00	32.00	32.00	0.00
WCD-10	Awareness programme for Domestic Violence Act -2005	500.00	250.00	0.00	0.00	0.00	0.00	100.00	100.00	0.00	32.00	32.00	0.00
WCD-12	Distribution of sterilized sanitary pads to rural women	1000.00	500.00	0.00	75.00	75.00	0.00	200.00	200.00	0.00	100.00	100.00	0.00
WCD-13	Scholarship to poor girls for admission in Professional courses	0.00	0.00	0.00	0.25	0.00	0.00	0.00	0.00	0.00	0.00	0.00	0.00
	<b>New Scheme</b>												
WCD-14	Beti Bacho Beti Padho Campaign	0.00	0.00	0.00	0.00	0.00	1100.00	0.00	1100.00	550.00	0.00	550.00	0.00

## STATEMENT - V

**SCHEDULED CASTES SUB PLAN 2015-16**  
**Scheme-wise Divisible Outlay and Expenditure**

(₹ Lac)

Scheme Code	Sub-head/Scheme	12th Plan (2012-17) Projected		12th Plan SCSP Exp. (2012-14)	SCSP 2014-15		Annual Plan 2015-16			SCSP 2015-16			
		Plan Outlay	SCSP Outlay		Approved Outlay	Anticipated Expenditure	Approved Outlay			Approved Outlay			Capital Content out of Col.13
							CS	SS	Total	CS	SS	Total	
1	2	3	4	5	6	7	8	9	10	11	12	13	14
	<b>Block Grant(s)</b>												
BG(WCD)-5	Bebe Nanki Ladli Beti Kalyan Scheme-13th Finance Commission Grant for measures to improve Adverse Sex ratio	39550.00	19775.00	2757.93	3125.00	4500.00	1.00	0.00	1.00	0.55	0.00	0.55	0.00
	<b>Restructured CSSs</b>												
CS(WCD)-60	National Mission for Empowerment of Women including Indira Gandhi Matritav Sahyog Yojana (IGMSY) (100% Gol)	0.00	0.00	0.00	783.42	779.70	1600.00	0.00	1600.00	880.00	0.00	880.00	0.00
CS(WCD)-61/WCD-01	Integrated Child Protection Scheme (ICPS)(75:25)	2860.00	0.00	0.00	1191.50	525.00	1350.00	1073.00	2423.00	742.50	590.15	1332.65	700.00
	<b>Total (State Level)</b>	<b>454455.00</b>	<b>217637.50</b>	<b>62097.13</b>	<b>39659.69</b>	<b>32266.54</b>	<b>4151.00</b>	<b>75403.00</b>	<b>79554.00</b>	<b>2205.05</b>	<b>43782.75</b>	<b>45987.80</b>	<b>700.00</b>
	<b>District Level Schemes</b>												
CS(SSWD)-10 (SSW(D)-01	National Social Assistance Programme (NSAP) 100% Gol	32480.00	16240.00	4095.03	3683.50	5289.00	7000.00	0.00	7000.00	3805.60	0.00	3805.60	0.00
	<b>Total (District level)</b>	<b>32480.00</b>	<b>16240.00</b>	<b>4095.03</b>	<b>3683.50</b>	<b>5289.00</b>	<b>7000.00</b>	<b>0.00</b>	<b>7000.00</b>	<b>3805.60</b>	<b>0.00</b>	<b>3805.60</b>	<b>0.00</b>
	<b>Total (State + District)</b>	<b>486935.00</b>	<b>233877.50</b>	<b>66192.16</b>	<b>43343.19</b>	<b>37555.54</b>	<b>11151.00</b>	<b>75403.00</b>	<b>86554.00</b>	<b>6010.65</b>	<b>43782.75</b>	<b>49793.40</b>	<b>700.00</b>
	<b>NUTRITION</b>												
	<b>District Level Schemes</b>												
NT(D)-03	Nutrition (Kishori Shakti Yojana)	2000.00	1400.00	43.42	0.50	87.00	0.00	200.00	200.00	0.00	120.00	120.00	0.00
NT(D)-04	Infrastructure/Basic amenities for Anganwari centres in the State (One time ACA 2011-12)	7500.00	5250.00	440.34	128.00	90.24	0.00	0.00	0.00	0.00	0.00	0.00	0.00
	<b>Restructured CSSs</b>												
CS-NT(D)-16 NT(D)-01	Integrated Child Development Services	120000.00	84000.00	5091.67	27164.15	20983.75	22750.00	36650.00	59400.00	10637.50	13212.50	23850.00	2100.00
CS-NT(D)62 NT(D)-02	Rajiv Gandhi Scheme for empowerment of adolescent girls (RGSEAG)- "Sabla"	8000.00	4000.00	540.42	2291.00	1549.81	0.00	0.00	0.00	0.00	0.00	0.00	0.00
	<b>Total</b>	<b>137500.00</b>	<b>94650.00</b>	<b>6115.85</b>	<b>29583.65</b>	<b>22710.80</b>	<b>22750.00</b>	<b>36850.00</b>	<b>59600.00</b>	<b>10637.50</b>	<b>13332.50</b>	<b>23970.00</b>	<b>2100.00</b>

## STATEMENT - V

**SCHEDULED CASTES SUB PLAN 2015-16**  
**Scheme-wise Divisible Outlay and Expenditure**

(₹ Lac)

Scheme Code	Sub-head/Scheme	12th Plan (2012-17) Projected		12th Plan SCSP Exp. (2012-14)	SCSP 2014-15		Annual Plan 2015-16			SCSP 2015-16			
		Plan Outlay	SCSP Outlay		Approved Outlay	Anticipated Expenditure	Approved Outlay			Approved Outlay			Capital Content out of Col.13
							CS	SS	Total	CS	SS	Total	
1	2	3	4	5	6	7	8	9	10	11	12	13	14
	<b>LABOUR &amp; LABOUR WELFARE</b>												
<b>A</b>	<b>Labour</b>												
LW-01	Rehabilitation of bonded labourers (50:50)	100.00	50.00	0.00	0.00	8.10	18.00	18.00	36.00	9.00	9.00	18.00	0.00
LW-04	Child Labour-Rehabilitation Funds	500.00	250.00	0.00	0.00	10.00	0.00	20.00	20.00	0.00	10.00	10.00	0.00
	<b>Sub-Total (A)</b>	<b>600.00</b>	<b>300.00</b>	<b>0.00</b>	<b>0.00</b>	<b>18.10</b>	<b>18.00</b>	<b>38.00</b>	<b>56.00</b>	<b>9.00</b>	<b>19.00</b>	<b>28.00</b>	<b>0.00</b>
<b>B</b>	<b>Employment Generation</b>												
EG-01	Skill Development and Training	870.00	217.50	5.00	0.00	0.00	0.00	0.00	0.00	0.00	0.00	0.00	0.00
EG-02	Centre for Training and Employment of Punjab Youth (C-PYTE)	5000.00	1250.00	169.00	168.75	168.75	0.00	745.00	745.00	0.00	186.25	186.25	0.00
EG-03	Maharaja Ranjit Singh Armed Forces Services Preparatory Institute Mohali (Corpus Fund)	1500.00	150.00	0.00	20.00	28.00	0.00	300.00	300.00	0.00	30.00	30.00	0.00
EG-04	Scholarship to the students of higher education for upgradation of Special Skill Development (transferred to Welfare Department)	0.00	0.00	0.00	0.00	0.00	0.00	0.00	0.00	0.00	0.00	0.00	0.00
EG-06	Mai Bhago Armed Forces Preparatory Institute (for Girls), Mohali	0.00	0.00	0.00	0.00	0.00	0.00	100.00	100.00	0.00	10.00	10.00	5.00
	<b>Restructured CSS</b>												
CS(ITI)-01	Skill Development Mission (Shifted to Industrial Training sub-head from 2015-16)	0.00	0.00	0.00	250.00	125.00	0.00	0.00	0.00	0.00	0.00	0.00	0.00
	<b>Sub-Total (B)</b>	<b>7370.00</b>	<b>1617.50</b>	<b>174.00</b>	<b>438.75</b>	<b>321.75</b>	<b>0.00</b>	<b>1145.00</b>	<b>1145.00</b>	<b>0.00</b>	<b>226.25</b>	<b>226.25</b>	<b>5.00</b>
<b>C</b>	<b>Industrial Training</b>												
ITI-01	Upgradation of Industrial Training Institutes into Centres of Excellence in Punjab (75:25)	5000.00	1250.00	15.00	224.00	80.00	3000.00	1000.00	4000.00	960.00	320.00	1280.00	1165.00
ITI-02	Expansion of Vocational Training Facilities under National Skill Development Mission (75:25)	5000.00	1250.00	0.00	0.00	0.00	0.00	0.00	0.00	0.00	0.00	0.00	0.00

## STATEMENT - V

**SCHEDULED CASTES SUB PLAN 2015-16**  
**Scheme-wise Divisible Outlay and Expenditure**

(₹ Lac)

Scheme Code	Sub-head/Scheme	12th Plan (2012-17) Projected		12th Plan SCSP Exp. (2012-14)	SCSP 2014-15		Annual Plan 2015-16			SCSP 2015-16			
		Plan Outlay	SCSP Outlay		Approved Outlay	Anticipated Expenditure	Approved Outlay			Approved Outlay			Capital Content out of Col.13
							CS	SS	Total	CS	SS	Total	
1	2	3	4	5	6	7	8	9	10	11	12	13	14
ITI-03	Upgradation of Infrastructure, Machinery, Equipment and Construction of new Buildings for existing Government Industrial Training Institutes	15000.00	3750.00	13.00	32.00	32.00	0.00	1000.00	1000.00	0.00	320.00	320.00	320.00
ITI-04	Providing Training in Driver-cum-mechanic (heavy/light motor vehicle) Trades and Earth Moving Machine and other Heavy Vehicle Trades	500.00	125.00	3.02	0.00	0.00	0.00	0.00	0.00	0.00	0.00	0.00	0.00
ITI-05	Provision of deficit budget under the "Introduction of Hospitality Courses" with the assistance of Ministry of Tourism, Govt. of India	1000.00	250.00	0.00	0.25	0.00	0.00	200.00	200.00	0.00	50.00	50.00	0.00
ITI-06	Deficit Budget for starting of short term courses under Skill Development Initiative (SDI) of DGET (Earlier name: To provide Infrastructure to ITIs for various MES sectors and Funds for SDI cell)	1500.00	375.00	0.00	0.00	0.00	0.00	0.00	0.00	0.00	0.00	0.00	0.00
ITI-07	Provision of Free Text Books and Tool Kits to the Scheduled Castes	240.00	240.00	25.37	20.00	20.00	0.00	195.00	195.00	0.00	195.00	195.00	0.00
ITI-08	Training, Re-training, Seminars and Study Tours of Staff and Trainees	100.00	25.00	0.00	0.00	0.00	0.00	0.00	0.00	0.00	0.00	0.00	0.00
ITI-09	Leather Goods Training Centre in Government Industrial Training Institute at Gurdaspur	50.00	12.50	1.09	0.00	0.00	0.00	0.00	0.00	0.00	0.00	0.00	0.00
ITI-12	New and Upgradation of ITIs/Skill Development Centres at Gurdaspur, Ludhiana, Rupnagar, SAS Nagar and Fatehgarh Sahib (ACA 2012-13)	0.00	0.00	0.00	1164.80	0.00	0.00	1560.00	1560.00	0.00	499.20	499.20	499.20

## STATEMENT - V

**SCHEDULED CASTES SUB PLAN 2015-16**  
**Scheme-wise Divisible Outlay and Expenditure**

(₹ Lac)

Scheme Code	Sub-head/Scheme	12th Plan (2012-17) Projected		12th Plan SCSP Exp. (2012-14)	SCSP 2014-15		Annual Plan 2015-16			SCSP 2015-16			
		Plan Outlay	SCSP Outlay		Approved Outlay	Anticipated Expenditure	Approved Outlay			Approved Outlay			Capital Content out of Col.13
							CS	SS	Total	CS	SS	Total	
1	2	3	4	5	6	7	8	9	10	11	12	13	14
ITI-13	Imparting of Employability Skills as mandatory subject under NCVT curriculum	0.00	0.00	0.00	0.00	0.00	0.00	0.00	0.00	0.00	0.00	0.00	0.00
ITI-14	Starting of IT Literacy courses in the Industrial Training Institutes of the State	0.00	0.00	0.00	0.00	0.00	0.00	0.00	0.00	0.00	0.00	0.00	0.00
	<b>Restructured CSS</b>												
CS(ITI)-01	Skill Development Mission (Shifted from Employment Generation Sub-head from 2015-16)	0.00	0.00	0.00	0.00	0.00	250.00	0.00	250.00	62.50	0.00	62.50	0.00
	<b>Sub-Total (C)</b>	<b>28390.00</b>	<b>7277.50</b>	<b>57.48</b>	<b>1441.05</b>	<b>132.00</b>	<b>3250.00</b>	<b>3955.00</b>	<b>7205.00</b>	<b>1022.50</b>	<b>1384.20</b>	<b>2406.70</b>	<b>1984.20</b>
	<b>Total (A+B+C)</b>	<b>36360.00</b>	<b>9195.00</b>	<b>231.48</b>	<b>1879.80</b>	<b>471.85</b>	<b>3268.00</b>	<b>5138.00</b>	<b>8406.00</b>	<b>1031.50</b>	<b>1629.45</b>	<b>2660.95</b>	<b>1989.20</b>
	<b>DEFENCE SERVICES WELFARE</b>												
DSW-01	Incentive for IMA- NDA Cadets (@ Rs.1.00 lac per cadet)	400.00	100.00	30.00	2.00	5.00	0.00	100.00	100.00	0.00	10.00	10.00	0.00
DSW-02	Training scheme for the wards of ex-servicemen and others for entry to Technical/Non-Technical Trades of Defence/Para military forces	750.00	187.50	46.75	37.50	37.50	0.00	200.00	200.00	0.00	50.00	50.00	0.00
DSW-07	Provision for Grant of Rs. 5.00 lac each for purchase of plot/house for the widows of Martyrs/ 75% to 100% disabled soldiers during the different operations from the period 1-1-1999 onwards	1000.00	250.00	0.00	0.00	1.02	0.00	100.00	100.00	0.00	5.00	5.00	0.00
	<b>Total</b>	<b>2150.00</b>	<b>537.50</b>	<b>76.75</b>	<b>39.50</b>	<b>43.52</b>	<b>0.00</b>	<b>400.00</b>	<b>400.00</b>	<b>0.00</b>	<b>65.00</b>	<b>65.00</b>	<b>0.00</b>
	<b>HOME AFFAIRS AND JUSTICE</b>												
HAI-08	Training to unemployed youth at Police Security Training Institute(PSTI), Jahankhelan for service in security sector through Punjab Police Security Corporation(PPSC) Ltd.	500.00	200.00	20.00	0.00	20.00	0.00	50.00	50.00	0.00	12.50	12.50	0.00

## STATEMENT - V

**SCHEDULED CASTES SUB PLAN 2015-16**  
**Scheme-wise Divisible Outlay and Expenditure**

(₹ Lac)

Scheme Code	Sub-head/Scheme	12th Plan (2012-17) Projected		12th Plan SCSP Exp. (2012-14)	SCSP 2014-15		Annual Plan 2015-16			SCSP 2015-16			
		Plan Outlay	SCSP Outlay		Approved Outlay	Anticipated Expenditure	Approved Outlay			Approved Outlay			Capital Content out of Col.13
							CS	SS	Total	CS	SS	Total	
1	2	3	4	5	6	7	8	9	10	11	12	13	14
	<b>New Scheme</b>												
HAI-15	Fast track courts to handle the cases relating to crime against women	0.00	0.00	0.00	0.00	0.00	0.00	1000.00	1000.00	0.00	250.00	250.00	0.00
	<b>Block Grant(s)</b>												
BG(HAJ)-05/09	Police training (13th Finance Commission)	15000.00	3000.00	648.00	1000.00	2352.00	1.00	0.00	1.00	0.20	0.00	0.20	0.00
	<b>Total</b>	<b>15500.00</b>	<b>3200.00</b>	<b>668.00</b>	<b>1000.00</b>	<b>2372.00</b>	<b>1.00</b>	<b>1050.00</b>	<b>1051.00</b>	<b>0.20</b>	<b>262.50</b>	<b>262.70</b>	<b>0.00</b>
	<b>Other than restructured CSS</b>	<b>0.00</b>	<b>0.00</b>	<b>0.00</b>	<b>4598.00</b>	<b>0.00</b>	<b>0.00</b>	<b>0.00</b>	<b>0.00</b>	<b>0.00</b>	<b>0.00</b>	<b>0.00</b>	<b>0.00</b>
	<b>Total - I (Budgetary Outlays)</b>	<b>4340504.50</b>	<b>1639062.59</b>	<b>259946.07</b>	<b>398251.45</b>	<b>315325.01</b>	<b>355105.62</b>	<b>615517.67</b>	<b>970623.29</b>	<b>148617.08</b>	<b>223210.23</b>	<b>371827.31</b>	<b>77509.21</b>
<b>II</b>	<b>IEBR:STATE PUBLIC SECTOR ENTERPRISES (PSEs) (excluding Budgetary Support)</b>												
	<b>Agriculture Marketing Board</b>												
AMB-01	Agriculture Marketing Board	139800.00	43338.00	15491.00	9720.00	9720.00	0.00	24300.00	24300.00	0.00	9720.00	9720.00	9720.00
	<b>Total</b>	<b>139800.00</b>	<b>43338.00</b>	<b>15491.00</b>	<b>9720.00</b>	<b>9720.00</b>	<b>0.00</b>	<b>24300.00</b>	<b>24300.00</b>	<b>0.00</b>	<b>9720.00</b>	<b>9720.00</b>	<b>9720.00</b>
	<b>Rural Development Fund</b>												
RDF-1	Rural Development Fund	250000.00	77500.00	43400.00	36000.00	36000.00	0.00	0.00	0.00	0.00	0.00	0.00	0.00
	<b>Total</b>	<b>250000.00</b>	<b>77500.00</b>	<b>43400.00</b>	<b>36000.00</b>	<b>36000.00</b>	<b>0.00</b>	<b>0.00</b>	<b>0.00</b>	<b>0.00</b>	<b>0.00</b>	<b>0.00</b>	<b>0.00</b>
	<b>Animal Husbandry</b>												
AH-	Live Stock Board	0.00	0.00	0.00	0.00	0.00	0.00	5000.00	5000.00	0.00	1600.00	1600.00	1600.00
	<b>Total</b>	<b>0.00</b>	<b>0.00</b>	<b>0.00</b>	<b>0.00</b>	<b>0.00</b>	<b>0.00</b>	<b>5000.00</b>	<b>5000.00</b>	<b>0.00</b>	<b>1600.00</b>	<b>1600.00</b>	<b>1600.00</b>
	<b>Industry and Minerals</b>												
VS-19	Punjab Small Industries and Export Corporation Limited (PSIEC)	0.00	0.00	0.00	0.00	0.00	0.00	5000.00	5000.00	0.00	1600.00	1600.00	1600.00
	<b>Total</b>	<b>0.00</b>	<b>0.00</b>	<b>0.00</b>	<b>0.00</b>	<b>0.00</b>	<b>0.00</b>	<b>5000.00</b>	<b>5000.00</b>	<b>0.00</b>	<b>1600.00</b>	<b>1600.00</b>	<b>1600.00</b>
	<b>Rural Development</b>												
RD-02	Cattle Fair Fund	0.00	0.00	0.00	0.00	0.00	0.00	7000.00	7000.00	0.00	2240.00	2240.00	2240.00
	<b>Total</b>	<b>0.00</b>	<b>0.00</b>	<b>0.00</b>	<b>0.00</b>	<b>0.00</b>	<b>0.00</b>	<b>7000.00</b>	<b>7000.00</b>	<b>0.00</b>	<b>2240.00</b>	<b>2240.00</b>	<b>2240.00</b>
	<b>POWER</b>												
PP-01	Transmission System	577705.25	118687.97	57194.05	37668.85	25679.92	0.00	101000.00	101000.00	0.00	32320.00	32320.00	32320.00
PP-01(i)	Work relating to restructured accelerated power development and reforms programme (R-APDRP)	268000.00	65769.46	9291.64	15600.00	11959.90	0.00	95000.00	95000.00	0.00	30400.00	30400.00	30400.00



## STATEMENT - V

**SCHEDULED CASTES SUB PLAN 2015-16**  
**Scheme-wise Divisible Outlay and Expenditure**

(₹ Lac)

Scheme Code	Sub-head/Scheme	12th Plan (2012-17) Projected		12th Plan SCSP Exp. (2012-14)	SCSP 2014-15		Annual Plan 2015-16			SCSP 2015-16			
		Plan Outlay	SCSP Outlay		Approved Outlay	Anticipated Expenditure	Approved Outlay			Approved Outlay			Capital Content out of Col.13
							CS	SS	Total	CS	SS	Total	
1	2	3	4	5	6	7	8	9	10	11	12	13	14
PP-01(ii)	Rajiv Gandhi Gramin Viduti Karan Yojna (GOI:PSEB) (90:10)	2500.00	674.00	553.46	0.00	0.00	0.00	0.00	0.00	0.00	0.00	0.00	0.00
PP-02	Generation												
PP-02(i)	Renovation and Modernization of GNDTP unit-III & IV based on Residual Life Assessment (RLA) Study (Phase-II)-Bathinda	17700.00	6252.38	6057.32	3276.00	1300.10	0.00	5000.00	5000.00	0.00	1600.00	1600.00	1600.00
PP-02(ii)	GHTP Stage-II Lehra Mohabat (2x250MW)	2215.00	597.16	1325.66	717.60	509.50	0.00	1000.00	1000.00	0.00	320.00	320.00	320.00
PP-02(iii)	Mukerian Hydro Electric Project-II (18 MW)	9000.00	2426.40	4199.40	2652.00	1195.90	0.00	3500.00	3500.00	0.00	1120.00	1120.00	1120.00
PP-02(iv)	Renovation and Modernization of GGSSTP, Ropar Phase-I and II	45596.35	12292.78	3038.75	1347.84	879.84	0.00	6000.00	6000.00	0.00	1920.00	1920.00	1920.00
PP-02(v)	Renovation and Modernization Works at Thermal Plants as per Residual Life Assessment (RLA) Study (Unit-I&II) GNDTP (Bathinda)	1164.80	314.03	1121.00	312.00	0.00	0.00	2800.00	2800.00	0.00	896.00	896.00	896.00
PP-02(vi)	Additional works of GNDTP Bhatinda	17398.06	4690.52	0.00	2402.40	1362.50	0.00	5500.00	5500.00	0.00	1760.00	1760.00	1760.00
PP-02(vii)	Renovation and Modernization of Bhakra Power Houses and Associated Works	6200.00	1671.52	1664.32	2246.40	738.50	0.00	8000.00	8000.00	0.00	2560.00	2560.00	2560.00
PP-02(viii)	Shahpur Kandi Dam (HEP 168MW)	205429.00	55383.66	3520.00	7554.77	4226.66	0.00	26600.00	26600.00	0.00	8512.00	8512.00	8512.00
PP-02(ix)	Renovation and modernization of PSEB Hydel Projects	13429.00	3620.46	1638.45	1404.00	780.00	0.00	6000.00	6000.00	0.00	1920.00	1920.00	1920.00
PP-02(x)	Gas based Power plants at Ropar	0.00	0.00	0.00	51.79	51.79	0.00	0.00	0.00	0.00	0.00	0.00	0.00
PP-02(xi)	Gidderbaha Thermal Plant	0.00	0.00	0.00	0.00	0.00	0.00	0.00	0.00	0.00	0.00	0.00	0.00
PP-02(xii)	Renovation and modernization of GHTP Stage-I	13692.35	3691.46	0.00	780.00	103.90	0.00	3700.00	3700.00	0.00	1184.00	1184.00	1184.00
PP-02(xiii)	1320 MW State Sector Thermal Project near Mukerian	591000.00	149333.60	80.00	468.00	10.30	0.00	35000.00	35000.00	0.00	11200.00	11200.00	11200.00

## STATEMENT - V

**SCHEDULED CASTES SUB PLAN 2015-16**  
**Scheme-wise Divisible Outlay and Expenditure**

(₹ Lac)

Scheme Code	Sub-head/Scheme	12th Plan (2012-17) Projected		12th Plan SCSP Exp. (2012-14)	SCSP 2014-15		Annual Plan 2015-16			SCSP 2015-16			
		Plan Outlay	SCSP Outlay		Approved Outlay	Anticipated Expenditure	Approved Outlay			Approved Outlay			Capital Content out of Col.13
							CS	SS	Total	CS	SS	Total	
1	2	3	4	5	6	7	8	9	10	11	12	13	14
PP-02(xiv)	Computerisation of Thermal Power Plants	500.00	134.80	75.00	31.20	31.20	0.00	100.00	100.00	0.00	32.00	32.00	32.00
PP-02(xv)	Institute of Power Management Patiala	1900.00	512.24	160.00	156.00	0.00	0.00	500.00	500.00	0.00	160.00	160.00	160.00
PP-03	Distribution	493950.00	108284.21	53261.77	23360.20	36628.48	0.00	80300.00	80300.00	0.00	25696.00	25696.00	25696.00
	<b>Total</b>	<b>2267379.81</b>	<b>534336.65</b>	<b>143180.82</b>	<b>100029.05</b>	<b>85458.49</b>	<b>0.00</b>	<b>380000.00</b>	<b>380000.00</b>	<b>0.00</b>	<b>121600.00</b>	<b>121600.00</b>	<b>121600.00</b>
	<b>PUNJAB INFRASTRUCTURE DEVELOPMENT BOARD (PIDB)</b>												
PIDB-01	Creation of infrastructure in the State	487516.20	121813.76	55813.00	51200.00	68192.00	0.00	160000.00	160000.00	0.00	51200.00	51200.00	51200.00
	<b>Total</b>	<b>487516.20</b>	<b>121813.76</b>	<b>55813.00</b>	<b>51200.00</b>	<b>68192.00</b>	<b>0.00</b>	<b>160000.00</b>	<b>160000.00</b>	<b>0.00</b>	<b>51200.00</b>	<b>51200.00</b>	<b>51200.00</b>
	<b>PUDA</b>												
PD-01	<b>PUDA</b>	154500.00	30900.00	10257.40	7014.30	7014.30	0.00	50000.00	50000.00	0.00	16000.00	16000.00	16000.00
	<b>Total</b>	<b>154500.00</b>	<b>30900.00</b>	<b>10257.40</b>	<b>7014.30</b>	<b>7014.30</b>	<b>0.00</b>	<b>50000.00</b>	<b>50000.00</b>	<b>0.00</b>	<b>16000.00</b>	<b>16000.00</b>	<b>16000.00</b>
	<b>GMADA</b>												
GM-01	<b>GMADA</b>	170000.00	34000.00	13600.00	7718.00	7718.00	0.00	46422.00	46422.00	0.00	14822.69	14822.69	14822.69
	<b>Total</b>	<b>170000.00</b>	<b>34000.00</b>	<b>13600.00</b>	<b>7718.00</b>	<b>7718.00</b>	<b>0.00</b>	<b>46422.00</b>	<b>46422.00</b>	<b>0.00</b>	<b>14822.69</b>	<b>14822.69</b>	<b>14822.69</b>
	<b>GLADA</b>												
GL-01	<b>GLADA</b>	72500.00	14500.00	2900.00	0.00	0.00	0.00	10000.00	10000.00	0.00	3200.00	3200.00	3200.00
	<b>Total</b>	<b>72500.00</b>	<b>14500.00</b>	<b>2900.00</b>	<b>0.00</b>	<b>0.00</b>	<b>0.00</b>	<b>10000.00</b>	<b>10000.00</b>	<b>0.00</b>	<b>3200.00</b>	<b>3200.00</b>	<b>3200.00</b>
	<b>Local Government</b>												
PMIDC-01	Punjab Municipal Infrastructure Development Company (PMIDC)	0.00	0.00	0.00	0.00	0.00	0.00	50000.00	50000.00	0.00	16000.00	16000.00	16000.00
	<b>Total</b>	<b>0.00</b>	<b>0.00</b>	<b>0.00</b>	<b>0.00</b>	<b>0.00</b>	<b>0.00</b>	<b>50000.00</b>	<b>50000.00</b>	<b>0.00</b>	<b>16000.00</b>	<b>16000.00</b>	<b>16000.00</b>
	<b>Technical Education</b>												
TE-13	Punjab Technical Education Board (PTEB)	0.00	0.00	0.00	0.00	0.00	0.00	20000.00	20000.00	0.00	6400.00	6400.00	6400.00
TE-14	Punjab Technical University (PTU)	0.00	0.00	0.00	0.00	0.00	0.00	20000.00	20000.00	0.00	6400.00	6400.00	6400.00
	<b>Total</b>	<b>0.00</b>	<b>0.00</b>	<b>0.00</b>	<b>0.00</b>	<b>0.00</b>	<b>0.00</b>	<b>40000.00</b>	<b>40000.00</b>	<b>0.00</b>	<b>12800.00</b>	<b>12800.00</b>	<b>12800.00</b>
	<b>Total - II (PSEs)</b>	<b>3541696.01</b>	<b>856388.41</b>	<b>284642.22</b>	<b>211681.35</b>	<b>214102.79</b>	<b>0.00</b>	<b>777722.00</b>	<b>777722.00</b>	<b>0.00</b>	<b>250782.69</b>	<b>250782.69</b>	<b>250782.69</b>

## STATEMENT - V

**SCHEDULED CASTES SUB PLAN 2015-16**  
**Scheme-wise Divisible Outlay and Expenditure**

(₹ Lac)

Scheme Code	Sub-head/Scheme	12th Plan (2012-17) Projected		12th Plan SCSP Exp. (2012-14)	SCSP 2014-15		Annual Plan 2015-16			SCSP 2015-16			
		Plan Outlay	SCSP Outlay		Approved Outlay	Anticipated Expenditure	Approved Outlay			Approved Outlay			Capital Content out of Col.13
							CS	SS	Total	CS	SS	Total	
1	2	3	4	5	6	7	8	9	10	11	12	13	14
<b>III</b>	<b>IEBR:LOCAL BODIES (excluding Budgetary Support)</b>												
	<b>Rural Local Bodies</b>												
RLB-1	Rural Local Bodies	250000.00	77500.00	31000.00	20000.00	20000.00	0.00	100000.00	100000.00	0.00	40000.00	40000.00	40000.00
	<b>Total</b>	<b>250000.00</b>	<b>77500.00</b>	<b>31000.00</b>	<b>20000.00</b>	<b>20000.00</b>	<b>0.00</b>	<b>100000.00</b>	<b>100000.00</b>	<b>0.00</b>	<b>40000.00</b>	<b>40000.00</b>	<b>40000.00</b>
	<b>URBAN LOCAL BODIES</b>												
ULB-01	Urban Local Bodies	336196.00	84049.00	34150.00	13267.20	13267.20	0.00	60000.00	60000.00	0.00	13800.00	13800.00	13800.00
	<b>Total</b>	<b>336196.00</b>	<b>84049.00</b>	<b>34150.00</b>	<b>13267.20</b>	<b>13267.20</b>	<b>0.00</b>	<b>60000.00</b>	<b>60000.00</b>	<b>0.00</b>	<b>13800.00</b>	<b>13800.00</b>	<b>13800.00</b>
	<b>Total - III (Local Bodies)</b>	<b>586196.00</b>	<b>161549.00</b>	<b>65150.00</b>	<b>33267.20</b>	<b>33267.20</b>	<b>0.00</b>	<b>160000.00</b>	<b>160000.00</b>	<b>0.00</b>	<b>53800.00</b>	<b>53800.00</b>	<b>53800.00</b>
	<b>Grand Total (I+II+III)</b>	<b>8468396.51</b>	<b>2657000.00</b>	<b>609738.29</b>	<b>643200.00</b>	<b>562695.00</b>	<b>355105.62</b>	<b>1553239.67</b>	<b>1908345.29</b>	<b>148617.08</b>	<b>527792.92</b>	<b>676410.00</b>	<b>382091.90</b>
<b>IV</b>	<b>INDIVISIBLE OUTLAY (NOT COVERED UNDER SCSP)</b>	741603.49	0.00	0.00	0.00	0.00	52100.87	156944.84	209045.71	0.00	0.00	0.00	0.00
	<b>Grand Total (I+II+III+IV)</b>	<b>9210000.00</b>	<b>2657000.00</b>	<b>609738.29</b>	<b>643200.00</b>	<b>562695.00</b>	<b>407206.49</b>	<b>1710184.51</b>	<b>2117391.00</b>	<b>148617.08</b>	<b>527792.92</b>	<b>676410.00</b>	<b>382091.90</b>

## STATEMENT - VI

SCHEDULED CASTES SUB PLAN 2015-16  
CENTRALLY SPONSORED SCHEMES

(₹ Lac)

Scheme No.	Name of the Scheme	SCSP 2014-15						Annual Plan 2015-16			SCSP 2015-16			
		Approved Outlay			Anticipated Expenditure			Approved Outlay			Approved Outlay			Capital Content out of Col.14
		CS	SS	Total	CS	SS	Total	CS	SS	Total	CS	SS	Total	
1	2	3	4	5	6	7	8	9	10	11	12	13	14	15
	<b>CSS-Flagship Schemes</b>													
1	<b>Rashtriya Krishi Vikas Yojana (RKVY)</b>													
	AGR-06 Rashtriya Krishi Vikas Yojna(RKVY)(ACA) (100%)	2500.00	0.00	2500.00	2205.00	0.00	2205.00	23000.00	0.00	23000.00	1380.00	0.00	1380.00	0.00
	<b>Total</b>	<b>2500.00</b>	<b>0.00</b>	<b>2500.00</b>	<b>2205.00</b>	<b>0.00</b>	<b>2205.00</b>	<b>23000.00</b>	<b>0.00</b>	<b>23000.00</b>	<b>1380.00</b>	<b>0.00</b>	<b>1380.00</b>	<b>0.00</b>
2	<b>Swachh Bharat Abhiyan</b>													
	RWS-11/10 Swachh Bharat Mission (Gramin) (75:25) earlier Nirmal Bharat Abhiyan (NBA) earlier Total Sanitation Programme (TSC)	1500.00	120.00	1620.00	0.60	0.00	0.60	6000.00	2000.00	8000.00	3720.00	1240.00	4960.00	4960.00
	<b>Total</b>	<b>1500.00</b>	<b>120.00</b>	<b>1620.00</b>	<b>0.60</b>	<b>0.00</b>	<b>0.60</b>	<b>6000.00</b>	<b>2000.00</b>	<b>8000.00</b>	<b>3720.00</b>	<b>1240.00</b>	<b>4960.00</b>	<b>4960.00</b>
3	<b>National Rural Drinking Water Programme</b>													
	CS(RWS)-3 National Rural Drinking Water Programme (NRDWP)	4000.00	0.00	4000.00	3273.60	0.00	3273.60	2500.00	0.00	2500.00	1000.00	0.00	1000.00	1000.00
	<b>Total</b>	<b>4000.00</b>	<b>0.00</b>	<b>4000.00</b>	<b>3273.60</b>	<b>0.00</b>	<b>3273.60</b>	<b>2500.00</b>	<b>0.00</b>	<b>2500.00</b>	<b>1000.00</b>	<b>0.00</b>	<b>1000.00</b>	<b>1000.00</b>
4	<b>National Health Mission (NHM) (75:25)</b>													
	CS 11/CS 4 National Iodine Deficiency Disorder Control Programme (100%)	5.76	1.92	7.68	7.62	2.54	10.16	15.70	7.85	23.55	5.02	2.51	7.54	0.00
	CS 12 National Cancer Control Programme	0.00	0.00	0.00	0.00	0.00	0.00	0.00	0.00	0.00	0.00	0.00	0.00	0.00
	CS 13 Institute of Mental Health, Amritsar	0.00	0.00	0.00	0.00	0.00	0.00	0.00	0.00	0.00	0.00	0.00	0.00	0.00
	CS 14 National Tobacco Control Programme (100%)	16.00	8.00	24.00	16.00	5.33	21.33	30.00	15.00	45.00	9.60	4.80	14.40	0.00
	CS 15 National Programme for Control of Blindness (100%)	144.00	48.00	192.00	243.60	81.20	324.80	400.00	200.00	600.00	128.00	64.00	192.00	0.00
	CS 16 Direction and Administration (100%)	548.80	0.00	548.80	592.00	0.00	592.00	657.42	0.00	657.42	210.37	0.00	210.37	0.00
	CS 17 Revamping of Organisational Services (100%)	8.00	0.00	8.00	8.64	0.00	8.64	9.58	0.00	9.58	3.07	0.00	3.07	0.00
	CS 18 Rural Family Welfare Services (Funding of 2858 Sub-Centres) (100%)	3860.80	0.00	3860.80	4480.00	0.00	4480.00	6000.00	0.00	6000.00	1920.00	0.00	1920.00	0.00
	CS 19 Urban Family Welfare Services (100%)	124.16	0.00	124.16	118.40	0.00	118.40	148.73	0.00	148.73	47.59	0.00	47.59	0.00
	CS 20 Revamping of Organisational Services of Delivery System (100%)	439.68	0.00	439.68	400.96	0.00	400.96	526.70	0.00	526.70	168.54	0.00	168.54	0.00
	CS 21 Training to MPW(F) in Training Schools at Gurdaspur, Sangrur, Nangal, Hoshiarpur, Bhatinda and Moga (100%)	82.88	0.00	82.88	88.96	0.00	88.96	99.28	0.00	99.28	31.77	0.00	31.77	0.00
	CS 22 Strengthening of Training School buildings (100%)	44.16	0.00	44.16	44.16	0.00	44.16	52.90	0.00	52.90	16.93	0.00	16.93	0.00
	CS 23 Training to MPW (Male) in Training schools at Mohali, Amritsar and Nabha (100%)	60.80	0.00	60.80	59.20	0.00	59.20	72.83	0.00	72.83	23.31	0.00	23.31	0.00

## STATEMENT - VI

SCHEDULED CASTES SUB PLAN 2015-16  
CENTRALLY SPONSORED SCHEMES

( ₹ Lac)

Scheme No.	Name of the Scheme	SCSP 2014-15						Annual Plan 2015-16			SCSP 2015-16			
		Approved Outlay			Anticipated Expenditure			Approved Outlay			Approved Outlay			Capital Content out of Col.14
		CS	SS	Total	CS	SS	Total	CS	SS	Total	CS	SS	Total	
1	2	3	4	5	6	7	8	9	10	11	12	13	14	15
	DHS 01/DHS12 National Rural Health Mission (NRHM) (75:25)	6575.04	3912.00	10487.04	6575.04	3912.00	10487.04	22690.85	15198.15	37889.00	7261.07	4863.41	12124.48	0.00
	DHS 04/DHS 12(ii) Grant to Rogi Kalyan Samities(20:20:60)	0.00	0.00	0.00	0.00	0.00	0.00	0.00	0.00	0.00	0.00	0.00	0.00	0.00
	DHS 05/DHS 1 National Malaria Eradication Programme (Rural)- (50:50)	0.00	0.00	0.00	0.00	0.00	0.00	0.00	0.00	0.00	0.00	0.00	0.00	0.00
	DHS 06/DHS 2 National Malaria Eradication Programme (Urban) - (50:50)	0.00	0.00	0.00	0.00	0.00	0.00	0.00	0.00	0.00	0.00	0.00	0.00	0.00
	DHS 08/DHS 4 Integrated Disease Surveillance Project(IDSP), Punjab -(70:30)	0.00	0.00	0.00	0.00	0.00	0.00	0.00	0.00	0.00	0.00	0.00	0.00	0.00
	DHS 10 National Urban Health Mission (NUHM) (75:25)	2074.56	691.52	2766.08	2074.56	691.52	2766.08	6000.00	3000.00	9000.00	1920.00	960.00	2880.00	0.00
	DHS-41 National Programme of Health Care of Elderly (75:25)	216.00	72.00	288.00	240.00	80.00	320.00	400.00	200.00	600.00	128.00	64.00	192.00	0.00
	DHS-42 National Programme for Prevention and Control of Cancer Diabetes, Cardiovascular Disease and Strokes (NPCDCS) (75:25)	199.36	66.56	265.92	272.64	90.88	363.52	400.00	200.00	600.00	128.00	64.00	192.00	0.00
	<b>Total</b>	<b>14400.00</b>	<b>4800.00</b>	<b>19200.00</b>	<b>15221.78</b>	<b>4863.47</b>	<b>20085.25</b>	<b>37503.99</b>	<b>18821.00</b>	<b>56324.99</b>	<b>12001.28</b>	<b>6022.72</b>	<b>18024.00</b>	<b>0.00</b>
5	<b>Backward Region Grant Fund (BRGF)100%</b>													
	<b>(i) District Component</b>	838.40	0.00	838.40	475.84	0.00	475.84	1.00	0.00	1.00	0.32	0.00	0.32	0.32
	<b>(ii) State Component</b>	32.00	0.00	32.00	0.00	0.00	0.00	0.00	0.00	0.00	0.00	0.00	0.00	0.00
	<b>Total</b>	<b>870.40</b>	<b>0.00</b>	<b>870.40</b>	<b>475.84</b>	<b>0.00</b>	<b>475.84</b>	<b>1.00</b>	<b>0.00</b>	<b>1.00</b>	<b>0.32</b>	<b>0.00</b>	<b>0.32</b>	<b>0.32</b>
6	<b>Integrated Watershed Management Programme (IWMP)</b>													
	RDS(D)-07/RDS(D)-02(i) Integrated Watershed Management Programme (IWMP) (90:10)	864.00	96.00	960.00	357.44	55.04	412.48	1198.00	297.00	1495.00	383.00	95.00	478.00	0.00
	<b>Total</b>	<b>864.00</b>	<b>96.00</b>	<b>960.00</b>	<b>357.44</b>	<b>55.04</b>	<b>412.48</b>	<b>1198.00</b>	<b>297.00</b>	<b>1495.00</b>	<b>383.00</b>	<b>95.00</b>	<b>478.00</b>	<b>0.00</b>
7	<b>Rajiv Gandhi Panchayat Sashastikaran Yojana (RGPSY)</b>													
	RDO(S)-13/ RDO(S)-15 Training of Elected representatives and Functionaries of the Panchayati Raj Institutions under Rajiv Gandhi Panchayat Sashastikaran Abhiyan (75:25) (Direct Release)	600.00	125.00	725.00	159.40	72.40	231.80	0.10	0.10	0.20	0.02	0.02	0.04	0.00
	<b>Total</b>	<b>600.00</b>	<b>125.00</b>	<b>725.00</b>	<b>159.40</b>	<b>72.40</b>	<b>231.80</b>	<b>0.10</b>	<b>0.10</b>	<b>0.20</b>	<b>0.02</b>	<b>0.02</b>	<b>0.04</b>	<b>0.00</b>
8	<b>Indira Awas Yojana (IAY)</b>													
	RDE(D)-01 Indira Awas Yojana (75:25)	2470.40	824.00	3294.40	2160.00	720.00	2880.00	2600.00	867.00	3467.00	2080.00	693.60	2773.60	2773.60
	<b>Total</b>	<b>2470.40</b>	<b>824.00</b>	<b>3294.40</b>	<b>2160.00</b>	<b>720.00</b>	<b>2880.00</b>	<b>2600.00</b>	<b>867.00</b>	<b>3467.00</b>	<b>2080.00</b>	<b>693.60</b>	<b>2773.60</b>	<b>2773.60</b>

## STATEMENT - VI

SCHEDULED CASTES SUB PLAN 2015-16  
CENTRALLY SPONSORED SCHEMES

( ₹ Lac)

Scheme No.	Name of the Scheme	SCSP 2014-15						Annual Plan 2015-16			SCSP 2015-16			
		Approved Outlay			Anticipated Expenditure			Approved Outlay			Approved Outlay			Capital Content out of Col.14
		CS	SS	Total	CS	SS	Total	CS	SS	Total	CS	SS	Total	
1	2	3	4	5	6	7	8	9	10	11	12	13	14	15
9	<b>National Rural Employment Guarantee Scheme (NREGS)</b>													
	RDE(S)-01 Mahatma Gandhi National Rural Employment Guarantee Scheme (90:10)	18000.00	1800.00	19800.00	15451.92	1716.88	17168.80	21200.00	2100.00	23300.00	16960.00	1680.00	18640.00	0.00
	<b>Total</b>	<b>18000.00</b>	<b>1800.00</b>	<b>19800.00</b>	<b>15451.92</b>	<b>1716.88</b>	<b>17168.80</b>	<b>21200.00</b>	<b>2100.00</b>	<b>23300.00</b>	<b>16960.00</b>	<b>1680.00</b>	<b>18640.00</b>	<b>0.00</b>
10	<b>National Social Assistance Programme (NSAP) (100%)</b>													
	SSW(D)-01(i) Indira Gandhi National Old Age Pension	0.00	0.00	0.00	4573.00	0.00	4573.00	5270.00	0.00	5270.00	3162.00	0.00	3162.00	0.00
	SSW(D)-01(ii) National Family Benefit Scheme	3683.50	0.00	3683.50	44.00	0.00	44.00	550.00	0.00	550.00	330.00	0.00	330.00	0.00
	SSW(D)-01(iii) Indira Gandhi National Widow Pension Scheme	0.00	0.00	0.00	546.00	0.00	546.00	670.00	0.00	670.00	214.40	0.00	214.40	0.00
	SSW(D)-01(iv) Indira Gandhi National Disabled Pension Scheme	0.00	0.00	0.00	126.00	0.00	126.00	310.00	0.00	310.00	99.20	0.00	99.20	0.00
	SSW(D)-01(v) Administrative Expenses			0.00	0.00	0.00	0.00	200.00	0.00	200.00	0.00	0.00	0.00	0.00
	<b>Total</b>	<b>3683.50</b>	<b>0.00</b>	<b>3683.50</b>	<b>5289.00</b>	<b>0.00</b>	<b>5289.00</b>	<b>7000.00</b>	<b>0.00</b>	<b>7000.00</b>	<b>3805.60</b>	<b>0.00</b>	<b>3805.60</b>	<b>0.00</b>
11	<b>Pradhan Mantri Gram Sadak Yojana (PMGSY)</b>													
	CS(RB)-11(i) Pradhan Mantri Gram Sadak Yojana (PMGSY-I) (100%)	1510.00	0.00	1510.00	1510.00	0.00	1510.00	30200.00	0.00	30200.00	1510.00	0.00	1510.00	1510.00
	CS(RB)-11(ii) Pradhan Mantri Gram Sadak Yojana (PMGSY-II) (75:25)	0.15	0.05	0.20	0.00	0.00	0.00	1.00	0.00	1.00	0.05	0.00	0.05	0.05
<b>Total</b>	<b>1510.15</b>	<b>0.05</b>	<b>1510.20</b>	<b>1510.00</b>	<b>0.00</b>	<b>1510.00</b>	<b>30201.00</b>	<b>0.00</b>	<b>30201.00</b>	<b>1510.05</b>	<b>0.00</b>	<b>1510.05</b>	<b>1510.05</b>	
12	<b>National Rural Livelihood Mission (NRLM)</b>													
	RDS(S)-01 Strengthening/ Administration of DRDAs/Zila Parishads (75:25)	438.75	146.25	585.00	300.00	100.00	400.00	1930.00	643.00	2573.00	482.50	160.75	643.25	0.00
	RDS(D)-08 National Rural Livelihood Mission (NRLM) (75:25)	500.00	125.00	625.00	0.00	245.00	245.00	600.00	200.00	800.00	300.00	100.00	400.00	0.00
<b>Total</b>	<b>938.75</b>	<b>271.25</b>	<b>1210.00</b>	<b>300.00</b>	<b>345.00</b>	<b>645.00</b>	<b>2530.00</b>	<b>843.00</b>	<b>3373.00</b>	<b>782.50</b>	<b>260.75</b>	<b>1043.25</b>	<b>0.00</b>	
13	<b>National Programme Nutrition Support Primary Education (MDM)</b>													
	EDE-03/ EDE-2 Mid Day Meal Scheme (MDM) (75:25)	13950.00	4650.00	18600.00	13020.00	4402.00	17422.00	14419.00	13300.00	27719.00	8939.78	8246.00	17185.78	0.00
	<b>Total</b>	<b>13950.00</b>	<b>4650.00</b>	<b>18600.00</b>	<b>13020.00</b>	<b>4402.00</b>	<b>17422.00</b>	<b>14419.00</b>	<b>13300.00</b>	<b>27719.00</b>	<b>8939.78</b>	<b>8246.00</b>	<b>17185.78</b>	<b>0.00</b>

## STATEMENT - VI

SCHEDULED CASTES SUB PLAN 2015-16  
CENTRALLY SPONSORED SCHEMES

(₹ Lac)

Scheme No.	Name of the Scheme	SCSP 2014-15						Annual Plan 2015-16			SCSP 2015-16			
		Approved Outlay			Anticipated Expenditure			Approved Outlay			Approved Outlay			Capital Content out of Col.14
		CS	SS	Total	CS	SS	Total	CS	SS	Total	CS	SS	Total	
1	2	3	4	5	6	7	8	9	10	11	12	13	14	15
14	<b>Sarva Shiksha Abhiyan (SSA)</b>													
	EDE-01 Sarv Sikhsha Abhiyan including Education Guarantee Scheme (EGS), National Program for Education of Girls at Elementary Level (NPEGEL) & Kasturba Gandhi Balika Vidyalaya (KGBV) (65:35)	34100.00	18361.54	52461.54	28048.80	15103.20	43152.00	44500.00	44500.00	89000.00	27590.00	27590.00	55180.00	6200.00
	<b>Total</b>	<b>34100.00</b>	<b>18361.54</b>	<b>52461.54</b>	<b>28048.80</b>	<b>15103.20</b>	<b>43152.00</b>	<b>44500.00</b>	<b>44500.00</b>	<b>89000.00</b>	<b>27590.00</b>	<b>27590.00</b>	<b>55180.00</b>	<b>6200.00</b>
15	<b>Jawaharlal Nehru National Urban Renewal Mission (JNNURM)</b>													
	UD-01 (i) Urban Infrastructure and Governance (UIG)(50:20:30) (Gol:State:ULBs)	7142.72	1280.00	8422.72	3147.96	508.03	3655.99	1.00	0.00	1.00	0.23	0.00	0.23	0.23
	UD-01 (ii) Basic Services to Urban Poor (BSUP) (50:20:30) (Gol:State:ULBs)	289.22	0.32	289.54	289.22	0.32	289.54	0.00	0.00	0.00	0.00	0.00	0.00	0.00
	UD-01 (iii) Urban Infrastructure Development Scheme for Small & Medium Town (UIDSSMT) (80:10:10) (Gol:State:ULBs)	12800.00	1600.00	14400.00	971.33	0.00	971.33	500.00	0.00	500.00	115.00	0.00	115.00	115.00
	UD-04 (iv) Integrated Housing & Slum Development Programme (IHSDP) (80:20) (Gol:State:ULBs)	408.79	0.32	409.11	0.00	0.00	0.00	0.00	0.00	0.00	0.00	0.00	0.00	0.00
	UD-01(v) Purchase of buses and ancillary infrastructure for urban transport (80:20).	2203.52	272.00	2475.52	552.38	138.18	690.56	1.00	1.00	2.00	0.23	0.23	0.46	0.46
	UD-01(vi) Comprehensive Capacity Building Programme for ULBs (100%)	375.00	0.00	375.00	0.00	0.00	0.00	1.00	0.00	1.00	0.25	0.00	0.25	0.00
	UD-05 National Urban Information System (NUIS) (75:25)	0.00	0.00	0.00	0.00	0.00	0.00	0.00	0.00	0.00	0.00	0.00	0.00	0.00
	<b>Total</b>	<b>23219.25</b>	<b>3152.64</b>	<b>26371.89</b>	<b>4960.89</b>	<b>646.53</b>	<b>5607.42</b>	<b>503.00</b>	<b>1.00</b>	<b>504.00</b>	<b>115.71</b>	<b>0.23</b>	<b>115.94</b>	<b>115.69</b>
16	<b>Integrated Child Development Service (ICDS)</b>													
	NT(D)-01 Nutrition ICDS (50% of Actual Expenditure Reimburses by Gol) (50:50)(SNP)	7875.00	7875.00	15750.00	5250.00	5250.00	10500.00	8000.00	8000.00	16000.00	5600.00	5600.00	11200.00	0.00
	NT(D)09- Integrated Child Development Services Scheme(90:10)(75:25) Shifted from Non Plan	7337.50	1287.50	8625.00	7282.25	1156.50	8438.75	11030.00	27570.00	38600.00	2757.50	6892.50	9650.00	0.00
	NT(D)-04 (I) Construction of Buildings of Anganwadi Centres under Re-structured ICDS Scheme (75:25)	1470.00	490.00	1960.00	1470.00	490.00	1960.00	2250.00	750.00	3000.00	1575.00	525.00	2100.00	2100.00
	NT(D)-13- ICDS Training Programme (90:10) (Shifted from Non Plan)	150.00	16.25	166.25	76.50	8.50	85.00	720.00	80.00	800.00	180.00	20.00	200.00	0.00
	NT(D)-07 National Nutrition Mission.(75:25)	497.00	165.90	662.90	0.00	0.00	0.00	750.00	250.00	1000.00	525.00	175.00	700.00	0.00
	<b>Total</b>	<b>17329.50</b>	<b>9834.65</b>	<b>27164.15</b>	<b>14078.75</b>	<b>6905.00</b>	<b>20983.75</b>	<b>22750.00</b>	<b>36650.00</b>	<b>59400.00</b>	<b>10637.50</b>	<b>13212.50</b>	<b>23850.00</b>	<b>2100.00</b>

## STATEMENT - VI

SCHEDULED CASTES SUB PLAN 2015-16  
CENTRALLY SPONSORED SCHEMES

(₹ Lac)

Scheme No.	Name of the Scheme	SCSP 2014-15						Annual Plan 2015-16			SCSP 2015-16			
		Approved Outlay			Anticipated Expenditure			Approved Outlay			Approved Outlay			Capital Content out of Col.14
		CS	SS	Total	CS	SS	Total	CS	SS	Total	CS	SS	Total	
1	2	3	4	5	6	7	8	9	10	11	12	13	14	15
17	<b>Accelerated Irrigation Benefit Programme (AIBP) &amp; other water resources programmes</b>													
(A)	IR -01 Extension of Phase-II of Kandi Canal-from Hoshiarpur to Balachaur (AIBP) (25:75) RIDF-VIII	0.00	603.80	603.80	0.00	100.01	100.01	334.00	8000.00	8334.00	20.04	480.00	500.04	500.04
	IR -02 Construction of Shahpur Kandi Dam (AIBP)(90:10)	450.00	50.00	500.00	0.00	167.14	167.14	1500.00	3500.00	5000.00	90.00	210.00	300.00	300.00
	IR -3 Providing irrigation facilities to Himachal Area Below Talwara (AIBP) (25:75)	0.00	0.00	0.00	0.00	0.00	0.00	0.00	0.00	0.00	0.00	0.00	0.00	0.00
	IR -03/IR -04 Rehabilitation of Channel of First Patiala Feeder and Kotla Branch (AIBP) (25:75)	25.00	75.00	100.00	0.00	0.00	0.00	0.00	1.00	1.00	0.00	0.06	0.06	0.06
	IR-04/IR-05 Remodelling of Channels of UBDC System to meet the Revised Water Allowance (AIBP) (25:75)	0.00	0.00	0.00	0.00	0.00	0.00	0.00	0.00	0.00	0.00	0.00	0.00	0.00
	IR-06/IR -09 Shri Deshmesh Irrigation Project (AIBP) (25:75)	0.00	0.00	0.00	0.00	0.00	0.00	0.00	0.00	0.00	0.00	0.00	0.00	0.00
	IR-07 Extension, Renovation and Modernisation of Canals being Fed from River Sutlej i.e.Bist Doab Canal, Bathinda Branch,Sidhwan Branch and Abohar Branch(AIBP) (25:75)(RIDF-XIX) (95:5)							25.00	75.00	100.00	1.50	4.50	6.00	6.00
	IR-07(i)/IR-10 Rehabilitation of Bist Doab Canal System (AIBP) (25:75)	1.25	3.75	5.00	0.00	0.00	0.00	0.00	0.00	0.00	0.00	0.00	0.00	0.00
	IR-7(ii)/MI-08 Rehabilitation of Bhatinda Branch (AIBP) (25:75)	1.25	3.75	5.00	0.00	0.00	0.00	0.00	0.00	0.00	0.00	0.00	0.00	0.00
	IR-07(iii)/MI-09 Rehabilitation of Sidhwan Branch (AIBP) (25:75)	1.25	3.75	5.00	0.00	0.00	0.00	0.00	0.00	0.00	0.00	0.00	0.00	0.00
	IR-07(iv)/MI-10 Rehabilitation of Abohar Branch (AIBP) (25:75)	1.25	3.75	5.00	0.00	0.00	0.00	0.00	0.00	0.00	0.00	0.00	0.00	0.00
	IR-11/IR-14 Project for relining of Sirhind Feeder from RD 119700-447927 (AIBP) (75:25) (RIDF-XVIII)	375.00	125.00	500.00	0.00	0.00	0.00	7500.00	2500.00	10000.00	450.00	150.00	600.00	600.00
	IR-12/IR-15 Project for relining of Rajasthan Feeder from RD 179000-496000 (AIBP) (90:10)(Gol:Rajasthan)	450.00	50.00	500.00	0.00	0.00	0.00	12060.00	1340.00	13400.00	723.60	80.40	804.00	804.00
	<b>Total (A)</b>	<b>1305.00</b>	<b>918.80</b>	<b>2223.80</b>	<b>0.00</b>	<b>267.15</b>	<b>267.15</b>	<b>21419.00</b>	<b>15416.00</b>	<b>36835.00</b>	<b>1285.14</b>	<b>924.96</b>	<b>2210.10</b>	<b>2210.10</b>
(B)	CAD-01 Construction of field Channels on UBDC System (AIBP)/(50:40:10)	81.50	0.00	81.50	1.50	0.00	1.50	0.00	1.00	1.00	0.00	0.10	0.10	0.10
	CAD-04/CAD- 06 Construction of field Channels on Sirhind feeder Phase-II Canal System (AIBP)(RIDF-XIII) (50:40:10)	500.00	500.00	1000.00	0.50	269.50	270.00	0.00	3000.00	3000.00	0.00	300.00	300.00	300.00



## STATEMENT - VI

SCHEDULED CASTES SUB PLAN 2015-16  
CENTRALLY SPONSORED SCHEMES

(₹ Lac)

Scheme No.	Name of the Scheme	SCSP 2014-15						Annual Plan 2015-16			SCSP 2015-16			
		Approved Outlay			Anticipated Expenditure			Approved Outlay			Approved Outlay			Capital Content out of Col.14
		CS	SS	Total	CS	SS	Total	CS	SS	Total	CS	SS	Total	
1	2	3	4	5	6	7	8	9	10	11	12	13	14	15
	CAD-05/CAD-07 Construction of field Channels on Bhatinda Branch Phase-II Canal System (AIBP)/(50:40:10)	250.00	250.00	500.00	250.00	51.50	301.50	0.00	2000.00	2000.00	0.00	200.00	200.00	200.00
	CAD-02/CAD-03 Construction of field Channels on Eastern Canal System (AIBP)/ (50:40:10)	0.00	0.00	0.00	0.00	0.00	0.00	0.00	0.00	0.00	0.00	0.00	0.00	0.00
	CAD-03/CAD-05 Construction of field Channels on Sidhwan Canal System (AIBP)/ (50:40:10)	0.00	0.00	0.00	0.00	0.00	0.00	0.00	0.00	0.00	0.00	0.00	0.00	0.00
	CAD-10: Construction of field channels on Kotla Branch Phase-II system (AIBP) (50:40:10) (RIDF-XIX)	1000.00	1000.00	2000.00	20.00	500.00	520.00	0.00	3000.00	3000.00	0.00	300.00	300.00	300.00
	<b>Total (B)</b>	<b>1831.50</b>	<b>1750.00</b>	<b>3581.50</b>	<b>272.00</b>	<b>821.00</b>	<b>1093.00</b>	<b>0.00</b>	<b>8001.00</b>	<b>8001.00</b>	<b>0.00</b>	<b>800.10</b>	<b>800.10</b>	<b>800.10</b>
<b>(C)</b>	FC-06/FC-11 Canalization of Sakki/Kiran Nallah (CSS) (75:25)(AIBP)	3.75	1.25	5.00	0.00	0.00	0.00	0.00	1.00	1.00	0.00	0.06	0.06	0.06
	FC-07/FC-12 Investment Clearance for Flood Protection works in the State (75:25) (AIBP)	18.75	6.25	25.00	3.75	1.25	5.00	0.00	1.00	1.00	0.00	0.06	0.06	0.06
	FC-09/FC-15 Construction of Flood Protection Works along River Ujh, District Gurdaspur (75:25) (AIBP)	15.00	5.00	20.00	2.50	7.50	10.00	0.00	1.00	1.00	0.00	0.06	0.06	0.06
	FC-12 Construction of Flood Protection Works along left side and right sides of River Beas in District Gurdaspur, Hoshiarpur and Kapurthala (75:25) (AIBP)	37.50	12.50	50.00	0.00	0.00	0.00	0.00	1.00	1.00	0.00	0.06	0.06	0.06
	FC-13 Consolidated Project Proposal for flood protection works to be executed along Indo Pak Border on River Ravi and it's tributaries ujh, to check erosion of culturable land, village abadies & defence installation. 100% RMABA	0.00	0.00	0.00	0.00	0.00	0.00	0.00	1.00	1.00	0.00	0.06	0.06	0.06
	<b>Total (C)</b>	<b>75.00</b>	<b>25.00</b>	<b>100.00</b>	<b>6.25</b>	<b>8.75</b>	<b>15.00</b>	<b>0.00</b>	<b>5.00</b>	<b>5.00</b>	<b>0.00</b>	<b>0.30</b>	<b>0.30</b>	<b>0.30</b>
	<b>Total (A+B+C)</b>	<b>3211.50</b>	<b>2693.80</b>	<b>5905.30</b>	<b>278.25</b>	<b>1096.90</b>	<b>1375.15</b>	<b>21419.00</b>	<b>23422.00</b>	<b>44841.00</b>	<b>1285.14</b>	<b>1725.36</b>	<b>3010.50</b>	<b>3010.50</b>
<b>19</b>	<b>Border Areas Development Programme (BADP) (100%-Gol)</b>													
	CS(PM)-19 Border Area Development Programme (ACA)	1280.00	0.00	1280.00	1128.32	0.00	1128.32	4000.00	0.00	4000.00	1280.00	0.00	1280.00	1280.00
	<b>Total</b>	<b>1280.00</b>	<b>0.00</b>	<b>1280.00</b>	<b>1128.32</b>	<b>0.00</b>	<b>1128.32</b>	<b>4000.00</b>	<b>0.00</b>	<b>4000.00</b>	<b>1280.00</b>	<b>0.00</b>	<b>1280.00</b>	<b>1280.00</b>
<b>20</b>	<b>National Food Security Mission</b>													
	CS(AGR)-10 National Food Security Mission (NFSM) (100%)	312.50	0.00	312.50	145.83	0.00	145.83	5000.00	0.00	5000.00	300.00	0.00	300.00	0.00
	AGR-04 Intensive Cotton Development Programme (75:25) (NFSM)	37.50	12.50	50.00	0.00	0.00	0.00	0.00	0.00	0.00	0.00	0.00	0.00	0.00
	<b>Total</b>	<b>350.00</b>	<b>12.50</b>	<b>362.50</b>	<b>145.83</b>	<b>0.00</b>	<b>145.83</b>	<b>5000.00</b>	<b>0.00</b>	<b>5000.00</b>	<b>300.00</b>	<b>0.00</b>	<b>300.00</b>	<b>0.00</b>

## STATEMENT - VI

SCHEDULED CASTES SUB PLAN 2015-16  
CENTRALLY SPONSORED SCHEMES

(₹ Lac)

Scheme No.	Name of the Scheme	SCSP 2014-15						Annual Plan 2015-16			SCSP 2015-16			
		Approved Outlay			Anticipated Expenditure			Approved Outlay			Approved Outlay			Capital Content out of Col.14
		CS	SS	Total	CS	SS	Total	CS	SS	Total	CS	SS	Total	
1	2	3	4	5	6	7	8	9	10	11	12	13	14	15
21	<b>National Horticulture Mission</b>													
	HORT-01 National Horticulture Mission(85:15)	2033.77	358.73	2392.50	1696.76	299.29	1996.05	5400.00	950.00	6350.00	1728.00	304.00	2032.00	0.00
	<b>Total</b>	<b>2033.77</b>	<b>358.73</b>	<b>2392.50</b>	<b>1696.76</b>	<b>299.29</b>	<b>1996.05</b>	<b>5400.00</b>	<b>950.00</b>	<b>6350.00</b>	<b>1728.00</b>	<b>304.00</b>	<b>2032.00</b>	<b>0.00</b>
22	<b>National Mission on Sustainable Agriculture</b>													
	SWC-02 -National Mission on Micro Irrigation (71:29) (NMSA)	100.00	25.00	125.00	36.14	16.27	52.41	300.00	100.00	400.00	18.00	6.00	24.00	0.00
	<b>Total</b>	<b>100.00</b>	<b>25.00</b>	<b>125.00</b>	<b>36.14</b>	<b>16.27</b>	<b>52.41</b>	<b>300.00</b>	<b>100.00</b>	<b>400.00</b>	<b>18.00</b>	<b>6.00</b>	<b>24.00</b>	<b>0.00</b>
23	<b>National Oilseed and Oil Palm Mission</b>													
	AGR-02 Integrated Scheme of Oilseeds, Pulses, Oil Palm and Maize(75:25) (NOOPM)	85.17	28.39	113.56	8.86	3.18	12.04	144.12	43.88	188.00	24.62	7.68	32.30	0.00
	<b>Total</b>	<b>85.17</b>	<b>28.39</b>	<b>113.56</b>	<b>8.86</b>	<b>3.18</b>	<b>12.04</b>	<b>144.12</b>	<b>43.88</b>	<b>188.00</b>	<b>24.62</b>	<b>7.68</b>	<b>32.30</b>	<b>0.00</b>
24	<b>National Mission on Agriculture Extension and Technology (90:10)</b>													
	CS(AGR)-07 Promotion and strengthening of Agriculture Mechanization through training & demonstration (100%)	0.00	0.00	0.00	0.00	0.00	0.00	0.00	0.00	0.00	0.00	0.00	0.00	0.00
	AGR-03 Support to State Extension Programme (90:10) (NMAET) (Submission on Agriculture Extension)	123.75	13.75	137.50	51.98	4.03	56.01	2700.00	300.00	3000.00	162.00	18.00	180.00	0.00
	CS(AGR)--09 Scheme for Post Harvest Technology & Management (100%)	2.50	0.00	2.50	0.00	0.00	0.00	0.00	0.00	0.00	0.00	0.00	0.00	0.00
	CS(AGR)-11 Sub-mission on Agriculture Mechanization (75:25)	22.50	0.00	22.50	4.45	1.55	6.00	1860.17	466.83	2327.00	460.43	116.08	576.51	0.00
	<b>Total</b>	<b>148.75</b>	<b>13.75</b>	<b>162.50</b>	<b>56.43</b>	<b>5.58</b>	<b>62.01</b>	<b>4560.17</b>	<b>766.83</b>	<b>5327.00</b>	<b>622.43</b>	<b>134.08</b>	<b>756.51</b>	<b>0.00</b>
25	<b>National Programme for Dairy Development</b>													
	DD-01 National Plan for Dairy Development (50:50)	288.00	64.00	352.00	376.40	47.36	423.76	0.00	0.00	0.00	0.00	0.00	0.00	0.00
	<b>Total</b>	<b>288.00</b>	<b>64.00</b>	<b>352.00</b>	<b>376.40</b>	<b>47.36</b>	<b>423.76</b>	<b>0.00</b>	<b>0.00</b>	<b>0.00</b>	<b>0.00</b>	<b>0.00</b>	<b>0.00</b>	<b>0.00</b>
26	<b>Veterinary Services and Animal Health (90:10)</b> (Previous name: National Livestock Health and Disease Control Programme)													
	AH-01 Assistance to States for control of Animal diseases -Creation of disease free zone (75:25)	192.00	64.00	256.00	192.00	64.00	256.00	158.40	52.54	210.94	50.69	16.80	67.49	0.00
	AH-03 Professional Efficiency Development through Strengthening of Punjab Veterinary Council (50:50)	4.80	4.80	9.60	7.04	7.04	14.08	3.73	3.73	7.46	1.20	1.19	2.39	0.00

## STATEMENT - VI

SCHEDULED CASTES SUB PLAN 2015-16  
CENTRALLY SPONSORED SCHEMES

(₹ Lac)

Scheme No.	Name of the Scheme	SCSP 2014-15						Annual Plan 2015-16			SCSP 2015-16			
		Approved Outlay			Anticipated Expenditure			Approved Outlay			Approved Outlay			Capital Content out of Col.14
		CS	SS	Total	CS	SS	Total	CS	SS	Total	CS	SS	Total	
1	2	3	4	5	6	7	8	9	10	11	12	13	14	15
	AH-04 Establishment and Strengthening of Existing Vety Hospitals and Dispensaries (75:25).	288.00	96.00	384.00	0.00	0.00	0.00	154.55	53.73	208.28	49.45	17.19	66.64	66.64
	CS(AH)-06 National Project on Rinderpest Eradication(100%)	6.40	0.00	6.40	6.40	0.00	6.40	6.15	0.00	6.15	1.97	0.00	1.97	0.00
	CS(AH)-10 Foot and Mouth Disease Control Programme(100%)	64.00	0.00	64.00	64.00	0.00	64.00	53.50	0.00	53.50	17.12	0.00	17.12	0.00
	CS(AH)-13 National Control Programme on Brucellosis(100%)	64.00	0.00	64.00	64.00	0.00	64.00	53.50	0.00	53.50	17.12	0.00	17.12	0.00
	CS(AH)-16 National Animal Diseases Reporting System(NADRS)(100%)	4.16	0.00	4.16	4.16	0.00	4.16	6.15	0.00	6.15	1.97	0.00	1.97	0.00
	CS(AH)-09 Animal Disease management and regulatory medicines - Establishment of Regional Disease Diagnostic Lab(100%)	16.00	0.00	16.00	16.00	0.00	16.00	14.02	0.00	14.02	4.49	0.00	4.49	0.00
	CS-(AH) -19 Peste des Petits Ruminants Control Programme (PPR-CD) (VSAH) 100%			0.00	0.00	0.00	0.00	50.00	0.00	50.00	16.00	0.00	16.00	0.00
	<b>Total</b>	<b>639.36</b>	<b>164.80</b>	<b>804.16</b>	<b>353.60</b>	<b>71.04</b>	<b>424.64</b>	<b>500.00</b>	<b>110.00</b>	<b>610.00</b>	<b>160.01</b>	<b>35.18</b>	<b>195.19</b>	<b>66.64</b>
<b>27</b>	<b>National Livestock Mission (75:25)</b>													
	AH-05 Assistance to State Poultry Farms-Strengthening of Government Poultry Farms(80:20)	12.80	3.20	16.00	0.00	0.00	0.00	0.00	0.00	0.00	0.00	0.00	0.00	0.00
	CS(AH)-07 Assistance to States for Integrated Piggery Development(100%)	0.32	0.00	0.32	0.00	0.00	0.00	0.00	0.00	0.00	0.00	0.00	0.00	0.00
	CS(AH)-11 Conservation of threatened breeds of small ruminants, pigs, pack animals and equines(100%)	16.00	0.00	16.00	0.00	0.00	0.00	0.00	0.00	0.00	0.00	0.00	0.00	0.00
	CS(AH)-12 Biotechnology Research Project under Fodder Development(100%)	6.40	0.00	6.40	0.00	0.00	0.00	0.00	0.00	0.00	0.00	0.00	0.00	0.00
	CS(AH)-14 Strengthening and Dev of Fodder Resources in the state(100%)	256.00	0.00	256.00	0.00	0.00	0.00	0.00	0.00	0.00	0.00	0.00	0.00	0.00
	CS(AH)-15 Rural Backyard Poultry Development(100%)	32.00	0.00	32.00	32.00	0.00	32.00	0.00	0.00	0.00	0.00	0.00	0.00	0.00
	CS(AH)-18 Fodder Seed Procurement and Distribution(100%)	183.04	0.00	183.04	183.04	0.00	183.04	0.00	0.00	0.00	0.00	0.00	0.00	0.00
	CS(AH)-21 National Livestock Mission (67:33)	0.00	0.00	0.00	0.00	0.00	0.00	150.00	50.00	200.00	48.00	16.00	64.00	0.00
	<b>Total</b>	<b>506.56</b>	<b>3.20</b>	<b>509.76</b>	<b>215.04</b>	<b>0.00</b>	<b>215.04</b>	<b>150.00</b>	<b>50.00</b>	<b>200.00</b>	<b>48.00</b>	<b>16.00</b>	<b>64.00</b>	<b>0.00</b>
<b>29</b>	<b>National River Conservation Programme</b>													
	UWS-04/3(i) National River Conservation Programme (70:20:10)	6720.00	1920.00	8640.00	454.72	1171.20	1625.92	1.00	0.00	1.00	0.23	0.00	0.23	0.23
	<b>Total</b>	<b>6720.00</b>	<b>1920.00</b>	<b>8640.00</b>	<b>454.72</b>	<b>1171.20</b>	<b>1625.92</b>	<b>1.00</b>	<b>0.00</b>	<b>1.00</b>	<b>0.23</b>	<b>0.00</b>	<b>0.23</b>	<b>0.23</b>

## STATEMENT - VI

SCHEDULED CASTES SUB PLAN 2015-16  
CENTRALLY SPONSORED SCHEMES

( ₹ Lac)

Scheme No.	Name of the Scheme	SCSP 2014-15						Annual Plan 2015-16			SCSP 2015-16			
		Approved Outlay			Anticipated Expenditure			Approved Outlay			Approved Outlay			Capital Content out of Col.14
		CS	SS	Total	CS	SS	Total	CS	SS	Total	CS	SS	Total	
1	2	3	4	5	6	7	8	9	10	11	12	13	14	15
35	<b>National Mission on Ayush including Mission on Medicinal Plants</b>													
	AY 01 Supply of Essential Drugs for Ayurveda, Siddha & Unani Dispensaries situated in Rural & Backward areas.(75:25)	136.03	87.49	223.52	34.00	55.89	89.89	600.00	200.00	800.00	192.00	64.00	256.00	0.00
	AY 02 Upgradation of 5 AYUSH Hospitals (75:25)	6.34	53.65	59.99	21.71	41.63	63.34	66.75	75.27	142.02	21.36	24.09	45.45	0.00
	AY 03 Establishment of Programme Management Unit (PMU) (75:25)	3.84	1.28	5.12	6.22	2.07	8.29	20.00	7.00	27.00	6.40	2.24	8.64	0.00
	AY 05/AY 2(a) Upgradation of 5 AYUSH Hospitals	0.00	0.00	0.00	0.00	0.00	0.00	0.00	0.00	0.00	0.00	0.00	0.00	0.00
	AY 10 Establishment of ISM & H wings in district Allopathic Hospitals (75:25)	0.00	0.00	0.00	5.04	1.68	6.72	100.00	25.00	125.00	32.00	8.00	40.00	0.00
	AY 11 Co-location and Establishment of OPD Clinics in PHCs (75:25)	0.00	0.00	0.00	36.85	12.28	49.13	271.40	90.46	361.86	87.09	29.03	116.12	0.00
	AY 12 Co-location and Establishment of OPD Clinics in CHCs (75:25)	0.00	0.00	0.00	0.00	0.00	0.00	0.75	0.25	1.00	0.00	0.00	0.00	0.00
	CS 04 Strengthening of Enforcement Mechanism for Quality Control of Ayurveda, Siddha & Unani Drugs (75:25)	4.80	0.00	4.80	0.00	0.00	0.00	7.50	2.50	10.00	2.40	0.80	3.20	0.00
	CS 05 Strengthening of Drug Testing Laboratory at Patiala (75:25)	0.32	0.00	0.32	0.00	0.00	0.00	7.50	2.50	10.00	2.40	0.80	3.20	0.00
	CS 06 Establishment of ISM Polyclinic with Regimental Therapy of Unani and Panchkarma etc.(75:25)	1.60	0.00	1.60	0.47	0.00	0.47	4.28	1.91	6.19	1.37	0.61	1.98	0.00
	CS 07 ISM wings in District Allopathy Hospitals (100%)	68.18	0.00	68.18	0.00	0.00	0.00	0.00	0.00	0.00	0.00	0.00	0.00	0.00
	CS 08 Opening of 121 Specialty Clinics in PHC (100%)	145.20	0.00	145.20	0.00	0.00	0.00	0.00	0.00	0.00	0.00	0.00	0.00	0.00
	CS 09 Construction of Ayush Bhawan	0.00	0.00	0.00	0.00	0.00	0.00	0.00	0.00	0.00	0.00	0.00	0.00	0.00
	CS 13/CS 19 Strengthening of Enforcement Mechanism for Quality Control of Ayurveda, Siddha & Unani Drugs	0.00	0.00	0.00	0.00	0.00	0.00	0.00	0.00	0.00	0.00	0.00	0.00	0.00
	CS 14 Specialty Clinics of ISM (Ayurveda) in District Allopathy Hospitals (100%)	19.20	0.00	19.20	17.87	0.00	17.87	55.83	0.00	55.83	17.87	0.00	17.87	0.00
	CS 05/CS 45 National Campaign/Workshop on Homoeopathy in Mother and Child Care	0.00	0.00	0.00	0.00	0.00	0.00	0.00	0.00	0.00	0.00	0.00	0.00	0.00
	CS 14 Supply of Essential drugs of ISM and H (100%)	0.00	0.00	0.00	0.00	0.00	0.00	0.01	0.00	0.01	0.00	0.00	0.00	0.00
	CS 15 Establishment of Specialty Clinics/Treatment Centres of ISM and H in Allopathy Hospitals (100%)	0.00	0.00	0.00	0.03	0.00	0.03	0.09	0.00	0.09	0.00	0.00	0.00	0.00

## STATEMENT - VI

SCHEDULED CASTES SUB PLAN 2015-16  
CENTRALLY SPONSORED SCHEMES

(₹ Lac)

Scheme No.	Name of the Scheme	SCSP 2014-15						Annual Plan 2015-16			SCSP 2015-16			
		Approved Outlay			Anticipated Expenditure			Approved Outlay			Approved Outlay			Capital Content out of Col.14
		CS	SS	Total	CS	SS	Total	CS	SS	Total	CS	SS	Total	
1	2	3	4	5	6	7	8	9	10	11	12	13	14	15
	CS 16 Establishment of ISM & H wings in District Allopathy Hospitals (100%)	0.00	0.00	0.00	6.03	0.00	6.03	18.83	0.00	18.83	0.00	0.00	0.00	0.00
	CS 17 Establishment of specialized therapy Centre with hospitalized facilities for Homoeopathy (100%)	0.00	0.00	0.00	0.90	0.00	0.90	2.80	0.00	2.80	0.00	0.00	0.00	0.00
	HM 01 Co-location in CHCs (OPD Clinic)/ Establishment of Ayush OPD Clinics in CHCs/SDHs/DHs (75:25).	44.40	0.00	44.40	44.40	0.00	44.40	187.50	62.50	250.00	66.03	20.00	86.03	0.00
	HM 02 Establishment of ISM & H Wings in District Allopathic Hospitals(75:25).	2.41	0.00	2.41	2.41	0.00	2.41	140.25	46.75	187.00	45.78	14.96	60.74	0.00
	HM 03 Co-location in PHCs(OPD Clinics)/ Establishment of Ayush OPD Clinics in CHSs/PHs (85:15).	0.00	0.00	0.00	0.00	0.00	0.00	0.00	0.00	0.00	0.00	0.00	0.00	0.00
	HM 04 Supply of essential drugs of ISM&H (75:25).	22.36	13.56	35.92	45.60	16.81	62.41	142.50	47.50	190.00	45.60	15.20	60.80	0.00
	HM 06 Supply of Essential Drugs of ISM&H to NRHM dispensaries (85:15)	0.00	0.00	0.00	0.00	0.00	0.00	0.00	0.00	0.00	0.00	0.00	0.00	0.00
	HM 10 Upgradation of AYUSH Homoeopathic Dispensaries.(75:25).	8.41	1.49	9.90	0.00	0.00	0.00	93.75	31.25	125.00	30.00	10.00	40.00	0.00
	HM 11 Establishment of specialised therapy centre with hospitalization facility for Homoeopathy- Provision of Staff & Medicines (75:25).	2.59	0.46	3.05	1.37	0.46	1.83	0.00	0.00	0.00	0.00	0.00	0.00	0.00
	HM 12 Establishment of specialty clinic of ISM&H Hospitals - Provision of Medicines. (75:25)	8.98	1.58	10.56	4.75	1.58	6.33	14.85	4.95	19.80	4.75	1.59	6.34	0.00
	HM 13 Establishment of ISM & H wing in District Allopathic Hospitals-Provision of Medicines(75:25).	10.34	1.82	12.16	17.79	5.92	23.71	0.00	0.00	0.00	0.00	0.00	0.00	0.00
	<b>Total</b>	<b>485.00</b>	<b>161.33</b>	<b>646.33</b>	<b>245.44</b>	<b>138.32</b>	<b>383.76</b>	<b>1734.59</b>	<b>597.84</b>	<b>2332.43</b>	<b>555.05</b>	<b>191.32</b>	<b>746.37</b>	<b>0.00</b>
<b>36</b>	<b>National AIDS &amp; STD Control Programme</b>													
	CS 09 Matching Grant to State Blood Transfusion Council under the AIDS Control Society (50:50)	64.00	64.00	128.00	67.80	67.80	135.60	204.00	96.00	300.00	65.28	30.72	96.00	0.00
	CS 09A National AIDS and STD control Programme (100%)	1152.00	0.00	1152.00	1152.00	0.00	1152.00	2000.00	1700.00	3700.00	640.00	544.00	1184.00	0.00
	<b>Total</b>	<b>1216.00</b>	<b>64.00</b>	<b>1280.00</b>	<b>1219.80</b>	<b>67.80</b>	<b>1287.60</b>	<b>2204.00</b>	<b>1796.00</b>	<b>4000.00</b>	<b>705.28</b>	<b>574.72</b>	<b>1280.00</b>	<b>0.00</b>
<b>38</b>	<b>National Urban Livelihood Mission</b>													
	CS(UD)-38 National Urban Livelihood Mission (NULM) (75:25) Earlier Swarn Jayanti Shehri Rozgar Yojna.	680.00	221.00	901.00	0.00	0.00	0.00	1500.00	500.00	2000.00	510.00	170.00	680.00	238.00
	<b>Total</b>	<b>680.00</b>	<b>221.00</b>	<b>901.00</b>	<b>0.00</b>	<b>0.00</b>	<b>0.00</b>	<b>1500.00</b>	<b>500.00</b>	<b>2000.00</b>	<b>510.00</b>	<b>170.00</b>	<b>680.00</b>	<b>238.00</b>

## STATEMENT - VI

SCHEDULED CASTES SUB PLAN 2015-16  
CENTRALLY SPONSORED SCHEMES

(₹ Lac)

Scheme No.	Name of the Scheme	SCSP 2014-15						Annual Plan 2015-16			SCSP 2015-16				
		Approved Outlay			Anticipated Expenditure			Approved Outlay			Approved Outlay			Capital Content out of Col.14	
		CS	SS	Total	CS	SS	Total	CS	SS	Total	CS	SS	Total		
1	2	3	4	5	6	7	8	9	10	11	12	13	14	15	
39	<b>Rajiv Awas Yojana (MOHPUA)</b>														
	UD-13/13 Rajiv Awas Yojana (50:50)	800.00	200.00	1000.00	151.26	27.60	178.86	0.00	0.00	0.00	0.00	0.00	0.00	0.00	0.00
	<b>Total</b>	<b>800.00</b>	<b>200.00</b>	<b>1000.00</b>	<b>151.26</b>	<b>27.60</b>	<b>178.86</b>	<b>0.00</b>	<b>0.00</b>	<b>0.00</b>	<b>0.00</b>	<b>0.00</b>	<b>0.00</b>	<b>0.00</b>	<b>0.00</b>
40	<b>Rashtriya Madhyamik Shiksha Abhiyan (RMSA) (75:25).</b>														
	EDS-02/EDS-13 Rashtriya Madhyamik Shiksha Abhiyan(RMSA) for Universalization of Secondary Education (75:25)	4522.46	1507.48	6029.94	2812.50	937.50	3750.00	6000.00	3000.00	9000.00	3000.00	1500.00	4500.00	0.00	
	EDS-01/ EDS-2 Information and Communication Technology (ICT) in Punjab Schools (75:25)	2236.48	762.97	2999.45	0.50	0.50	1.00	750.00	250.00	1000.00	375.00	125.00	500.00	0.00	
	EDS-06/ EDS-14 Construction and running of girls hostels for students of Secondary & Higher Secondary Schools (90:10)	78.62	8.74	87.36	67.50	7.50	75.00	180.00	20.00	200.00	90.00	10.00	100.00	0.00	
	EDS-26 Vocationalisation of Education (75:25)	662.44	220.81	883.25	513.95	171.33	685.28	1336.00	645.00	1981.00	668.00	322.50	990.50	0.00	
	<b>Total</b>	<b>7500.00</b>	<b>2500.00</b>	<b>10000.00</b>	<b>3394.45</b>	<b>1116.83</b>	<b>4511.28</b>	<b>8266.00</b>	<b>3915.00</b>	<b>12181.00</b>	<b>4133.00</b>	<b>1957.50</b>	<b>6090.50</b>	<b>0.00</b>	
41	<b>Support for Educational Development including Teachers Training &amp; Adult Education</b>														
	CS-13 National means cum Merit Scholarship Scheme (100%) (Non-plan)	118.34	0.00	118.34	0.25	0.00	0.25	507.00	0.00	507.00	126.75	0.00	126.75	0.00	
	CS-10/CS-11 Incentives to girls for secondary education (100%)	345.00	0.00	345.00	0.25	0.00	0.25	1150.00	0.00	1150.00	287.50	0.00	287.50	0.00	
	CS-12/CS-18 Assistance for appointment of Urdu teachers (100%)	36.25	0.00	36.25	63.50	0.00	63.50	300.00	0.00	300.00	75.00	0.00	75.00	0.00	
	EDS-19/CS-08/CS-2 Teacher education establishment of District Institutes of Education and Training (DIETS) (75:25 pattern from 1/4/2012) (Earlier Pattern: 100%) (Salary)	656.33	218.14	874.47	399.57	134.18	533.75	3000.00	1000.00	4000.00	750.00	250.00	1000.00	250.00	
	EDS-03 Sakshar Bharat Mission- 2012 (75:25) (Earlier name: Adult Education Programme 67:33)	390.33	130.11	520.44	0.00	0.25	0.25	1274.00	99.00	1373.00	637.00	49.50	686.50	0.00	
<b>Total</b>	<b>1546.25</b>	<b>348.25</b>	<b>1894.50</b>	<b>463.57</b>	<b>134.43</b>	<b>598.00</b>	<b>6231.00</b>	<b>1099.00</b>	<b>7330.00</b>	<b>1876.25</b>	<b>299.50</b>	<b>2175.75</b>	<b>250.00</b>		
42	<b>Scheme for setting up of 6000 Model Schools at Block level as Benchmark of Excellence</b>														
	EDS-05/ EDS-15 Setting up of model schools at block level in educationally backward blocks (50:50). (Earlier: 75:25)	392.00	392.00	784.00	344.53	114.84	459.37	0.00	2000.00	2000.00	0.00	640.00	640.00	0.00	
	<b>Total</b>	<b>392.00</b>	<b>392.00</b>	<b>784.00</b>	<b>344.53</b>	<b>114.84</b>	<b>459.37</b>	<b>0.00</b>	<b>2000.00</b>	<b>2000.00</b>	<b>0.00</b>	<b>640.00</b>	<b>640.00</b>	<b>0.00</b>	

## STATEMENT - VI

SCHEDULED CASTES SUB PLAN 2015-16  
CENTRALLY SPONSORED SCHEMES

(₹ Lac)

Scheme No.	Name of the Scheme	SCSP 2014-15						Annual Plan 2015-16			SCSP 2015-16			
		Approved Outlay			Anticipated Expenditure			Approved Outlay			Approved Outlay			Capital Content out of Col.14
		CS	SS	Total	CS	SS	Total	CS	SS	Total	CS	SS	Total	
1	2	3	4	5	6	7	8	9	10	11	12	13	14	15
44	<b>Rashtriya Uchhtar Shiksha Abhiyan</b>													
<b>A</b>	<b>Higher Education</b>													
	CS(HE)-44 Rashtriya Uchhtar Shiksha Abhiyan (RUSA) (65:35)	1625.00	875.00	2500.00	812.50	437.50	1250.00	2753.46	2400.00	5153.46	688.36	600.00	1288.36	0.00
	<b>Total A</b>	<b>1625.00</b>	<b>875.00</b>	<b>2500.00</b>	<b>812.50</b>	<b>437.50</b>	<b>1250.00</b>	<b>2753.46</b>	<b>2400.00</b>	<b>5153.46</b>	<b>688.36</b>	<b>600.00</b>	<b>1288.36</b>	<b>0.00</b>
<b>B</b>	<b>Technical Education</b>													
	CS-03 Setting up of new polytechnics in the districts where no government polytechnic exists at present (100%)	515.20	0.00	515.20	119.49	0.00	119.49	720.00	0.00	720.00	230.40	0.00	230.40	230.40
	CS-04 Construction of women hostel in existing polytechnics (100%)	96.00	0.00	96.00	57.60	0.00	57.60	134.00	0.00	134.00	42.88	0.00	42.88	42.88
	CS-05 Central Assistance for strengthening of existing Polytechnics (100%)	480.00	0.00	480.00	256.00	0.00	256.00	669.00	0.00	669.00	214.08	0.00	214.08	214.08
	CS-06 Community Development through Polytechnics (CDTP) (100%)	96.00	0.00	96.00	80.64	0.00	80.64	223.54	0.00	223.54	71.54	0.00	71.54	0.00
	<b>Total B</b>	<b>1187.20</b>	<b>0.00</b>	<b>1187.20</b>	<b>513.73</b>	<b>0.00</b>	<b>513.73</b>	<b>1746.54</b>	<b>0.00</b>	<b>1746.54</b>	<b>558.90</b>	<b>0.00</b>	<b>558.90</b>	<b>487.36</b>
	<b>Total (A+B)</b>	<b>2812.20</b>	<b>875.00</b>	<b>3687.20</b>	<b>1326.23</b>	<b>437.50</b>	<b>1763.73</b>	<b>4500.00</b>	<b>2400.00</b>	<b>6900.00</b>	<b>1247.26</b>	<b>600.00</b>	<b>1847.26</b>	<b>487.36</b>
45	<b>Skill Development Mission</b>													
	CS(ITI)-01 Skill Development Mission	250.00	0.00	250.00	125.00	0.00	125.00	250.00	0.00	250.00	62.50	0.00	62.50	0.00
	<b>Total</b>	<b>250.00</b>	<b>0.00</b>	<b>250.00</b>	<b>125.00</b>	<b>0.00</b>	<b>125.00</b>	<b>250.00</b>	<b>0.00</b>	<b>250.00</b>	<b>62.50</b>	<b>0.00</b>	<b>62.50</b>	<b>0.00</b>
46	<b>Social Security for Unorganized Workers including Rashtriya Swasthaya Bima Yojana</b>													
	DHS-03 Rashtriya Swasthaya Bima Yojna for workers covered under BPL(75:25)	480.00	160.00	640.00	96.00	0.00	96.00	1500.00	400.00	1900.00	930.00	248.00	1178.00	0.00
	CS(DHS)-48 Aam Admi Bima Yojna (50:50)	80.00	80.00	160.00	0.00	0.00	0.00	200.00	200.00	400.00	64.00	64.00	128.00	0.00
	<b>Total</b>	<b>560.00</b>	<b>240.00</b>	<b>800.00</b>	<b>96.00</b>	<b>0.00</b>	<b>96.00</b>	<b>1700.00</b>	<b>600.00</b>	<b>2300.00</b>	<b>994.00</b>	<b>312.00</b>	<b>1306.00</b>	<b>0.00</b>
50	<b>Scheme for Development of Scheduled Castes</b>													
	(i) CS(WSC)01-34- Scholarship for Post Matric Students for Scheduled Castes (100% Gol)(Shifted from Non Plan)	12229.00	6079.00	18308.00	42921.00	6079.00	49000.00	28921.00	6100.00	35021.00	28921.00	6100.00	35021.00	0.00
	(ii) CS(WSC)-02 Babu Jagjivan Ram Chhatrawas Yojana-Construction of Hostels for SC Girls in Schools & Colleges(100% Gol)	2000.00	0.00	2000.00	200.00	0.00	200.00	1000.00	0.00	1000.00	1000.00	0.00	1000.00	1000.00
	(iii) 03-33 CS(WSC)-03 Babu Jagjivan Ram Chhatrawas Hostels for Boys & Girls in Schools & Colleges. (50:50) (Gol:GoP) (Shifted from Non Plan)	50.00	50.00	100.00	0.00	0.00	0.00	50.00	50.00	100.00	50.00	50.00	100.00	100.00

## STATEMENT - VI

SCHEDULED CASTES SUB PLAN 2015-16  
CENTRALLY SPONSORED SCHEMES

(₹ Lac)

Scheme No.	Name of the Scheme	SCSP 2014-15						Annual Plan 2015-16			SCSP 2015-16			
		Approved Outlay			Anticipated Expenditure			Approved Outlay			Approved Outlay			Capital Content out of Col.14
		CS	SS	Total	CS	SS	Total	CS	SS	Total	CS	SS	Total	
1	2	3	4	5	6	7	8	9	10	11	12	13	14	15
	(iv)10-50 Implementation of Protection of Civil Rights Act -1955 and the Scheduled Caste & the Scheduled Tribes (Prevention of Atrocities Act 1989)(Clubbed Scheme SCOP (S)-1 & SCOP(S)-2. (100% Gol) (Shifted from Non Plan) (50:50)	300.00	300.00	600.00	231.00	231.00	462.00	320.00	320.00	640.00	320.00	320.00	640.00	0.00
	(v)WSC-01 Share Capital Contribution to PSCFC (State Share 51% & Gol 49%)	521.00	542.00	1063.00	521.00	542.00	1063.00	521.00	542.00	1063.00	521.00	542.00	1063.00	1063.00
	(vi) CS(WSC)-04 Pre-Matric Scholarship for Scheduled Caste Students Studying in class IXth & Xth (100% Gol)	3000.00	0.00	3000.00	8780.00	0.00	8780.00	3268.50	0.00	3268.50	3268.50	0.00	3268.50	0.00
	(vii) Upgradation of Merit of SC Students. (100% Gol)	400.00	0.00	400.00	0.00	0.00	0.00	50.00	0.00	50.00	50.00	0.00	50.00	0.00
	<b>Total</b>	<b>18500.00</b>	<b>6971.00</b>	<b>25471.00</b>	<b>52653.00</b>	<b>6852.00</b>	<b>59505.00</b>	<b>34130.50</b>	<b>7012.00</b>	<b>41142.50</b>	<b>34130.50</b>	<b>7012.00</b>	<b>41142.50</b>	<b>2163.00</b>
<b>53</b>	<b>Pradhan Mantri Adarsh Gram Yojana (PMAGY) in SC villages (100% Gol)</b>	5000.00	0.00	5000.00	2500.00	0.00	2500.00	2500.00	2000.00	4500.00	2500.00	2000.00	4500.00	4500.00
	<b>Total</b>	<b>5000.00</b>	<b>0.00</b>	<b>5000.00</b>	<b>2500.00</b>	<b>0.00</b>	<b>2500.00</b>	<b>2500.00</b>	<b>2000.00</b>	<b>4500.00</b>	<b>2500.00</b>	<b>2000.00</b>	<b>4500.00</b>	<b>4500.00</b>
<b>60</b>	<b>National Mission for Empowerment of Women including Indira Gandhi Matritav Sahyog Yojana (100% Gol)</b>													
	CS(WCD)-08 Establishment of State Resource Centre for Women under National Mission for Empowerment of Women (100% Gol)	5.00	0.00	5.00	5.00	0.00	5.00	10.00	0.00	10.00	5.50	0.00	5.50	0.00
	CS(WCD)-02 Indira Gandhi Matritva Sahyog Yojana (IGMSY)- Conditional Maternity Benefit Scheme (CMB)(100% Gol)	756.00	0.00	756.00	756.00	0.00	756.00	1570.00	0.00	1570.00	863.50	0.00	863.50	0.00
	CS(WCD)19-Indira Gandhi Matritva Sahyog Yojana (IGMSY)- Conditional Maternity Benefit Scheme (CMB)(100% Gol) (Shifted from Non Plan)	5.72	0.00	5.72	2.00	0.00	2.00	20.00	0.00	20.00	11.00	0.00	11.00	0.00
	CS(WCD)-09 Umbrella Scheme For Protection and development of Women 100%	16.70	0.00	16.70	16.70	0.00	16.70	0.00	0.00	0.00	0.00	0.00	0.00	0.00
	<b>Total</b>	<b>783.42</b>	<b>0.00</b>	<b>783.42</b>	<b>779.70</b>	<b>0.00</b>	<b>779.70</b>	<b>1600.00</b>	<b>0.00</b>	<b>1600.00</b>	<b>880.00</b>	<b>0.00</b>	<b>880.00</b>	<b>0.00</b>
<b>61</b>	<b>Integrated Child Protection Scheme (ICPS)</b>													
	CS(WCD)-61/WCD-01 Integrated Child Protection Scheme (ICPS)(75:25)(Gol:GoP)	893.50	298.00	1191.50	284.00	241.00	525.00	1350.00	1073.00	2423.00	742.50	590.15	1332.65	700.00
	<b>Total</b>	<b>893.50</b>	<b>298.00</b>	<b>1191.50</b>	<b>284.00</b>	<b>241.00</b>	<b>525.00</b>	<b>1350.00</b>	<b>1073.00</b>	<b>2423.00</b>	<b>742.50</b>	<b>590.15</b>	<b>1332.65</b>	<b>700.00</b>



## STATEMENT - VI

SCHEDULED CASTES SUB PLAN 2015-16  
CENTRALLY SPONSORED SCHEMES

( ₹ Lac)

Scheme No.	Name of the Scheme	SCSP 2014-15						Annual Plan 2015-16			SCSP 2015-16				
		Approved Outlay			Anticipated Expenditure			Approved Outlay			Approved Outlay			Capital Content out of Col.14	
		CS	SS	Total	CS	SS	Total	CS	SS	Total	CS	SS	Total		
1	2	3	4	5	6	7	8	9	10	11	12	13	14	15	
62	<b>Rajiv Gandhi Scheme for Empowerment of Adolescent Girls (SABLA)</b>														
	(i) NT(D)-02 Rajiv Gandhi Scheme for Empowerment of Adolescent Girls (RGSEAG)-SABLA(SNP 50:50)	1120.00	1120.00	2240.00	640.50	859.60	1500.10	0.00	0.00	0.00	0.00	0.00	0.00	0.00	0.00
	(ii) NT(D)-02(i)/18- Rajiv Gandhi Scheme for Empowerment of Adolescent girls (SABLA) (100% Gol (Shifted from Non Plan)	51.00	0.00	51.00	49.71	0.00	49.71	0.00	0.00	0.00	0.00	0.00	0.00	0.00	0.00
	<b>Total</b>	<b>1171.00</b>	<b>1120.00</b>	<b>2291.00</b>	<b>690.21</b>	<b>859.60</b>	<b>1549.81</b>	<b>0.00</b>	<b>0.00</b>	<b>0.00</b>	<b>0.00</b>	<b>0.00</b>	<b>0.00</b>	<b>0.00</b>	<b>0.00</b>
63	<b>Panchayat Yuva Krida aur Khel Abhiyan (PYKKA)</b>														
	SS-01/SS-11 Rajiv Gandhi Khel; Abhiyan (RGKA) (75:25) (Earlier name: Panchayati Yuva Krida or Khel Abhiyan PYKKA) (75:25)	312.72	104.24	416.96	0.24	0.08	0.32	500.00	150.00	650.00	160.00	48.00	208.00	208.00	208.00
	<b>Total</b>	<b>312.72</b>	<b>104.24</b>	<b>416.96</b>	<b>0.24</b>	<b>0.08</b>	<b>0.32</b>	<b>500.00</b>	<b>150.00</b>	<b>650.00</b>	<b>160.00</b>	<b>48.00</b>	<b>208.00</b>	<b>208.00</b>	<b>208.00</b>
64	<b>Paramparagat Krishi Vikas Yojna</b>														
	CS(AGR)-28 Paramparagat Krishi Vikas Yojana (80:20)	0.00	0.00	0.00	0.00	0.00	0.00	600.00	200.00	800.00	36.00	12.00	48.00	0.00	0.00
	<b>Total</b>	<b>0.00</b>	<b>0.00</b>	<b>0.00</b>	<b>0.00</b>	<b>0.00</b>	<b>0.00</b>	<b>600.00</b>	<b>200.00</b>	<b>800.00</b>	<b>36.00</b>	<b>12.00</b>	<b>48.00</b>	<b>0.00</b>	<b>0.00</b>
	<b>Grand Total</b>	<b>198201.15</b>	<b>62814.12</b>	<b>261015.27</b>	<b>175536.80</b>	<b>47530.34</b>	<b>223067.14</b>	<b>324446.47</b>	<b>168164.65</b>	<b>492611.12</b>	<b>144904.53</b>	<b>75676.31</b>	<b>220580.84</b>	<b>31563.39</b>	<b>31563.39</b>

**STATEMENT -VII**

**SCHEDULED CASTES SUB PLAN (SCSP) 2014-15  
Physical Targets & Achievements**

Sr. No.	Sub-head/Scheme/Item	Unit	SCSP Target	SCSP 2013-14		SCSP 2014-15		SCSP 2015-16
			12th Plan (2012-17)	Target	Achievement	Target	Anticipated Achievement	Target
1	2	3	4	5	6	7	8	9
	<b>DAIRY DEVELOPMENT</b>							
DD-05	Promotion of dairy farming as livelihood for SC beneficiaries	Dairy Units	-	-	-	-	112	125
	<b>RURAL DEVELOPMENT</b>							
CS(RDE)-9	National Rural Employment Gurantee Scheme (90:10)(Direct Release)	lac mandays	Demand driven scheme	Demand driven scheme	363876 (Wage emp.No)	Demand driven scheme	Demand driven scheme	Demand driven scheme
CS(RDE)-8	Indira Awaas Yojana (75:25)	Houses (Construction/ upgradation)	13,700	17,150	18990	17208	4,200	3962
	<b>WELFARE OF SCs</b>							
CS(WSC)-50	Scheme for Development of Scheduled Castes							
	(i) CS(WSC)01-34- Scholarship for Post Matric Students for Scheduled Castes. (100% Gol)(Shifted from Non Plan).	Nos	-	145735	335000	96,936	4,07,000	3,10,000
	(v)WSC-01 Share Capital Contribution to PSCFC (State Share 51% & Gol 49%) (direct release by Gol)	Beneficiaries	7,500	1,400	813	1,400	1,400	1,400
	(vi) CS(WSC)-04 Pre-Matric Scholarship for Scheduled Caste Students Studying in class IXth & Xth (100% Gol)	Students	-	-	-	1,27,950	3,50,000	1,45,266
	(vii) Upgradation of merit of SC students	Students	-	-	-	-	-	200
WSC(D)-02	Award to SC Sports Students (6-12 classes)	Nos	10,250	2,050	-	10,266	200	3,335
WSC-05(i)	Attendance scholarship to SC Primary girl students	Nos	0	6,50,000	1,85,686	3,00,000	3,00,000	2,00,000
WSC-09(i)	Shagun to SC Girls/Widows/ Divorcees and the Daughters of Widows at the time of their marriages	Nos	0	81,000	80,175	48,000	17,969	53,300

**STATEMENT -VII**

**SCHEDULED CASTES SUB PLAN (SCSP) 2014-15  
Physical Targets & Achievements**

Sr. No.	Sub-head/Scheme/Item	Unit	SCSP Target	SCSP 2013-14		SCSP 2014-15		SCSP 2015-16
			12th Plan (2012-17)	Target	Achievement	Target	Anticipated Achievement	Target
1	2	3	4	5	6	7	8	9
WSC-03	Houses to Houseless SCs in Rural & Urban Areas	Nos	50,000	25,000	-	2,000	-	-
WSC-07	New Courses/ Vocational Training in ITIs for SC Students (Staff expenditure, scholarship to SC students etc.)	Nos	29,330	5,866	-	3,000	1,050	3,000
WSC-04	Financial Assistance to SC youth for Flying Training of Commercial Pilot License (ACA 2007-08)	Nos	25	5	-	-	-	-
WSC-08	Award to the Village Panchayats for promoting Education and Socio Economic Development of SCs	No of villages	1,000	200	-	-	-	-
WSC-06(i)	Grant in aid to BPL SC students for purchase of School Uniforms, Shoes and School Bags etc.	Beneficiaries	2,00,000	-	-	-	-	-
WSC-10	Assistance to NGOs, Trusts and other Social Institutions for Solemnizing Mass Marriages for SC couples	NGOs	667	133	133	200	-	-
WSC-11	Setting up of Legal Aid Clinics in all the districts of Punjab	Legal Aid Clinics	50	10	-	-	-	-
WSC-53	Pardhan Mantri Adarsh Gram Yojna (50:50)	Villages	-	-	-	-	100	100
<b>SOCIAL SECURITY</b>								
SSW-01	Janshree Bima Yojna for BPL families (Rural & Urban) (50:50) (50% directly released to the LIC by GOI)	Nos	5,00,000	1,00,000	-	-	-	-
SSW-02	Aam Admi Bima Yojana (50:50) (50% directly released to the LIC by GOI)	Nos	26,000	5,200	-	-	-	-

**STATEMENT -VII**

**SCHEDULED CASTES SUB PLAN (SCSP) 2014-15  
Physical Targets & Achievements**

Sr. No.	Sub-head/Scheme/Item	Unit	SCSP Target	SCSP 2013-14		SCSP 2014-15		SCSP 2015-16
			12th Plan (2012-17)	Target	Achievement	Target	Anticipated Achievement	Target
1	2	3	4	5	6	7	8	9
WCD-05	Mai Bhago Vidya (EDU) Scheme (Free Bicycle to all girl students studying in class 9th to 12th) (Renamed Scheme SWCW(S)-3)	Nos	8,43,750	75,000	61,000	-	-	64,000
SSW-04	Financial Assistance to Disabled Persons (Social Security Fund)	Nos	4,75,000	80,000	70,280	82,500	63,333	99,000
WCD-03	Financial Assistance to Widows & Destitute Women (Social Security Fund)	Nos	8,75,000	1,55,000	1,39,409	1,62,500	1,50,000	2,10,000
WCD-08	Implementation of Swawlamban scheme-Vocational training programme for women	Nos	8,400	1,667	-	-	-	-
WCD-12	Distribution of sterilized sanitary pads to rural women	Beneficiaries	1,00,000	20,000	-	-	-	-
SSW-03	Old Age Pension (Social Security Fund)	Nos	43,75,000	7,75,000	7,00,912	8,25,000	6,00,000	9,90,000
WCD-02	Financial Assistance to dependent children (Social Security Fund)	Nos	4,00,000	67,500	59,666	70,000	58,300	84,000
CS(SSWD)-10 (SSW(D)-01)	National Social Assistance Programme (NSAP)	Nos	5,41,333	1,00,000	2,800	9,955	14,000	27,891
	<b>NUTRITION</b>							
CS-NT(D)-16 NT(D)-01	Integrated Child Development Services	Nos	51,64,530	10,33,000	7,34,778	44,61,000	8,92,200	15,18,000
CS-NT(D)-62 NT(D)-02	Rajiv Gandhi Scheme for empowerment of adolescent girls- "Sabla"	Nos	7,47,120	1,60,000	-	6,49,000	4,28,000	-
	<b>WATER SUPPLY AND SANITATION</b>							
RWS-1	Rajiv Gandhi National Drinking Water Mission including Repair of damaged Water Supply Scheme (75:25)	NC	300	Not fixed	-	-	-	-
		PC	300	Not fixed	-	-	-	-
		OH	0	Not fixed	-	-	-	-
RWS-02	NABARD Aided Rural Water Supply Scheme (85:15)	NC	5	Not fixed	2	2	-	-
		PC	50	Not fixed	-	-	-	-

**STATEMENT -VII**

**SCHEDULED CASTES SUB PLAN (SCSP) 2014-15  
Physical Targets & Achievements**

Sr. No.	Sub-head/Scheme/Item	Unit	SCSP Target	SCSP 2013-14		SCSP 2014-15		SCSP 2015-16
			12th Plan (2012-17)	Target	Achievement	Target	Anticipated Achievement	Target
1	2	3	4	5	6	7	8	9
RWS-04/4	Punjab Rural Water Supply and Sanitation project with World Bank Assistance.(59:16:19:6) (World bank:GOI:GOP:Community)	NC	-	20	250	200	250	-
		PC	-	100	-	-	-	-
	<b>URBAN DEVELOPMENT</b>							
CS(UD)-38	National Urban Livelihood Mission (75:25)	Emp.Lac Mandays	1.15	0.00	-	-	-	-
		Trainees (No)	10,000	5,540	-	-	-	-
		Beneficiaries	2,500	950	-	-	-	-
	<b>DEFENCE SERVICES WELFARE</b>							
DSW-01	Incentive for IMA- NDA Cadets (@ Rs.1.00 lac per cadet) (setting up of National Defence University - replaced)	Cadets	100	25	-	2	5	10
DSW-02	Training scheme for the wards of ex-servicemen and others for entry to Technical/Non-Technical Trades of Defence/Para military forces	Nos	4,500	900	940	1,200	1,200	1,500
DSW-07	Provision for Grant of Rs. 5.00 lac each for purchase of plot/house for the widows of Martyrs/ 75% to 100% disabled soldiers during the different operations from the period 1-1-1999 onwards	Families	50	4	-	-	-	1
	<b>EMPLOYMENT GENERATION</b>							
EG-02	Centre for Training and Employment of Punjab Youth (C-PYTE)	Trainees	12,500	65	9,273	9,375	9,375	10,000

**STATEMENT-VIII**

**SCHEDULED CASTES SUB PLAN 2015-16  
SPECIAL CENTRAL ASSISTANCE PROGRAMME  
Subhead-wise Allocation, Expenditure, Achievements and Physical Targets**

( ₹ Lac)

Sr. No.	Sub-head	2013-14 Expenditure	2014-15			2015-16	
			Approved Outlay	Anticipated Expenditure	Anticipated Achievement (No.)	Approved Outlay	Targets (No.)
1	2	3	4	5	6	7	8
<b>I</b>	<b>Welfare of SCs</b>						
<b>A</b>	Directorate of Welfare of SCs & BCs	187.65	1289.92	108.83	167	2163.50	10290
<b>B</b>	Directorate of Scheduled Castes Sub Plan	197.54	658.70	296.16	5835	2427.75	23839
	<b>Sub Total I (A+B)</b>	<b>385.19</b>	<b>1948.62</b>	<b>404.99</b>	<b>6002</b>	<b>4591.25</b>	<b>34129</b>
<b>II</b>	Animal Husbandry	4.50	205.00	0.00	0	136.00	4080
<b>III</b>	Horticulture	0.00	18.75	0.00	0	18.75	187
<b>IV</b>	Employment Generation and Training	5.34	0.00	0.00	0	0.00	0
<b>V</b>	Industries (Punjab Infotech)	45.45	220.00	0.00	0	154.00	4400
<b>VI</b>	Fisheries	0.00	70.00	0.00	0	0.00	0
<b>VII</b>	New and Renewable Sources of Energy (PEDA)	0.00	0.00	0.00	0	100.00	38
	<b>Grand Total (I-VII)</b>	<b>440.48</b>	<b>2462.37</b>	<b>404.99</b>	<b>6002</b>	<b>5000.00</b>	<b>42796</b> (Beneficiaries/ Trainees) & <b>38</b> (Villages)

**STATEMENT-IX**

**SCHEDULED CASTES SUB PLAN 2015-16  
SPECIAL CENTRAL ASSISTANCE PROGRAMME  
Scheme -wise Allocation and Expenditure**

( ₹ Lac)

Code No.	Subhead/Scheme	2013-14	2014-15		2015-16
		Expenditure	Approved Outlay	Anticipated Expenditure	Approved Outlay
1	2	3	4	5	6
<b>I</b>	<b>WELFARE OF SCs</b>				
<b>A</b>	<b>DIRECTORATE OF WELFARE OF SCs &amp; BCs</b>				
SCA(SC)-1	Setting up of Institutes for training in typing and Stenography to below poverty line SCs	78.27	114.92	108.83	140.60
SCA(SC)-2	Training of unemployed Scheduled Castes as driver of light/heavy vehicles	0.00	50.00	0.00	0.00
SCA(SC)-3	Providing of equipment and raw material in 24 Training-cum-production centres of Welfare Department	0.00	20.00	0.00	27.90
SCA(SC)-4	Strengthening of 108 community centres-Providing of equipment and raw material.	0.00	55.00	0.00	95.00
SCA(SC)-10	Creation of infrastructure facilities in villages having 50% or more SC population.	0.00	250.00	0.00	400.00
SCA(SC)-12	Capital subsidy to PSCFC under bank tie-up loaning programme	100.00	800.00	0.00	500.00
SCA(SC)-13	Special Central Assistance for Loaning Schemes of Punjab Scheduled Castes Land Development & Finance Corporation (PSCFC) to below Poverty Line Scheduled Castes in collaboration with National Corporations	9.38	0.00	0.00	0.00
SCA(SC)-17	Financial Assistance to SCs for starting professional practice after completion of professional courses (50% Matching share from SCA)	0.00	0.00	0.00	1000.00
	<b>Sub-Total (A)</b>	<b>187.65</b>	<b>1289.92</b>	<b>108.83</b>	<b>2163.50</b>
<b>B</b>	<b>DIRECTORATE OF SCHEDULED CASTES SUB PLAN</b>				
SCA(SCSP)-1	Formulation/ Monitoring/ Review and Implementation of S.C.S.P.				
(i)	Computerization of Directorate of SCSP	8.20	15.00	7.50	10.00
(ii)	Strengthening of data base - Study tours and training etc.	0.00	1.00	0.00	1.00

**STATEMENT-IX**

**SCHEDULED CASTES SUB PLAN 2015-16  
SPECIAL CENTRAL ASSISTANCE PROGRAMME  
Scheme -wise Allocation and Expenditure**

( ₹ Lac)

Code No.	Subhead/Scheme	2013-14	2014-15		2015-16
		Expenditure	Approved Outlay	Anticipated Expenditure	Approved Outlay
1	2	3	4	5	6
SCA(SCSP)-2	Implementation of SCA Programme at the District Level-Placing of funds at the disposal of District Rural Development Agencies (DRDAs)	177.13	610.00	268.96	2383.89
SCA(SCSP)-3	Survey/Evaluation of SCA schemes	0.00	2.70	0.00	0.00
SCA(SCSP)-4	Setting up of a Monitoring cell in the Directorate of SCSP for the purpose of survey/studies and evaluation.	12.21	30.00	19.70	32.86
	<b>Sub-Total (B)</b>	<b>197.54</b>	<b>658.70</b>	<b>296.16</b>	<b>2427.75</b>
	<b>Total-I (A+B)</b>	<b>385.19</b>	<b>1948.62</b>	<b>404.99</b>	<b>4591.25</b>
<b>II</b>	<b>ANIMAL HUSBANDRY</b>				
SCA(AH)-1	Scheme for female buffalo calf rearing	4.50	50.00	0.00	50.00
SCA(AH)-2	Setting up of Goat/Sheep rearing units	0.00	20.00	0.00	20.00
SCA(AH)-4	Setting up of Turkey Units for BPL SCs.	0.00	9.00	0.00	10.00
SCA(AH)-5	Establishment of backyard poultry units for BPL SCs	0.00	20.00	0.00	0.00
SCA(AH)-6	Supply of hand driven chaff-cutter (Toka Machine) to landless/marginal Scheduled Castes families.	0.00	6.00	0.00	6.00
SCA(AH)-8	Providing insurance cover to milch animals reared by Scheduled Caste families.	0.00	100.00	0.00	50.00
	<b>Total-II</b>	<b>4.50</b>	<b>205.00</b>	<b>0.00</b>	<b>136.00</b>
<b>III</b>	<b>HORTICULTURE</b>				
SCA(H)-1	Subsidy for Sericulture	0.00	18.75	0.00	18.75
	<b>Total-III</b>	<b>0.00</b>	<b>18.75</b>	<b>0.00</b>	<b>18.75</b>



**STATEMENT-IX**

**SCHEDULED CASTES SUB PLAN 2015-16  
SPECIAL CENTRAL ASSISTANCE PROGRAMME  
Scheme -wise Allocation and Expenditure**

( ₹ Lac)

Code No.	Subhead/Scheme	2013-14	2014-15		2015-16
		Expenditure	Approved Outlay	Anticipated Expenditure	Approved Outlay
1	2	3	4	5	6
<b>IV</b>	<b>EMPLOYMENT GENERATION AND TRAINING</b>				
SCA(YS)-1	Pre selection training to SC youth for enrolment into defence forces, para-military forces and police services through C-PYTE	5.34	0.00	0.00	0.00
	<b>Total-IV</b>	<b>5.34</b>	<b>0.00</b>	<b>0.00</b>	<b>0.00</b>
<b>V</b>	<b>INDUSTRIES (PUNJAB INFOTECH)</b>				
SCA(IT)-1	Certificate Course in Computer Fundamentals and Office Applications for 10th Pass Boys/Girls through CAL-C. (Earlier name: Computer Training to 10th & 12th pass BPL SC boys/girls through CAL-C)	45.45	220.00	0.00	154.00
	<b>Total-V</b>	<b>45.45</b>	<b>220.00</b>	<b>0.00</b>	<b>154.00</b>
<b>VI</b>	<b>FISHERIES</b>				
SCA(FH)-1	To encourage SC BPL families to adopt Pisciculture	0.00	50.00	0.00	0.00
SCA(FH)-2	Providing fishing nets to SC fish farmers/fish sellers	0.00	20.00	0.00	0.00
	<b>Total-VI</b>	<b>0.00</b>	<b>70.00</b>	<b>0.00</b>	<b>0.00</b>
<b>VII</b>	<b>NEW AND RENEWABLE SOURCES OF ENERGY (PEDA)</b>				
	<b>New Scheme</b>				
SCA(PEDA)-1	Providing LED based solar-photovoltaic street lights in villages having 100% SC population.	0.00	0.00	0.00	100.00
	<b>Total-VII</b>	<b>0.00</b>	<b>0.00</b>	<b>0.00</b>	<b>100.00</b>
	<b>Grand Total (I-VII)</b>	<b>440.48</b>	<b>2462.37</b>	<b>404.99</b>	<b>5000.00</b>

**STATEMENT-X**

**SCHEDULED CASTES SUB PLAN 2015-16  
SPECIAL CENTRAL ASSISTANCE PROGRAMME  
Physical Targets and Achievements**

Code No.	Subhead/Scheme	Unit	2013-14 Achievement	2014-15		2015-16 Targets
				Targets	Anticipated Achievement	
1	2	3	4	5	6	7
<b>I</b>	<b>WELFARE OF SCs</b>					
<b>A</b>	<b>DIRECTORATE OF WELFARE OF SCs &amp; BCs</b>					
SCA(SC)-1	Setting up of Institutes for training in typing and Stenography to below poverty line SCs	Trainees	144	180	167	180
SCA(SC)-2	Training of unemployed Scheduled Castes as driver of light/heavy vehicles	Trainees	0	150	0	0
SCA(SC)-3	Providing of equipment and raw material in 24 Training-cum-production centres of Welfare Department	Trainees	0	200	0	250
SCA(SC)-4	Strengthening of 108 community centres-Providing of equipment and raw material.	Trainees	0	760	0	760
SCA(SC)-10	Creation of infrastructure facilities in villages having 50% or more SC population.	Beneficiaries	0	2500	0	4000
SCA(SC)-12	Capital subsidy to PSCFC under bank tie-up loaning programme.	Beneficiaries	1000	8000	0	5000
SCA(SC)-13	Special Central Assistance for Loaning Schemes of Punjab Scheduled Castes Land Development & Finance Corporation (PSCFC) to below Poverty Line Scheduled Castes in collaboration with National Corporations	Beneficiaries	92	0	0	0
SCA(SC)-17	Financial Assistance to SCs for starting professional practice after completion of professional courses (50% Matching share from SCA)	Beneficiaries	0	0	0	100
	<b>Total (A)</b>		<b>1236</b>	<b>11790</b>	<b>167</b>	<b>10290</b>

**STATEMENT-X**

**SCHEDULED CASTES SUB PLAN 2015-16  
SPECIAL CENTRAL ASSISTANCE PROGRAMME  
Physical Targets and Achievements**

Code No.	Subhead/Scheme	Unit	2013-14 Achievement	2014-15		2015-16 Targets
				Targets	Anticipated Achievement	
1	2	3	4	5	6	7
<b>B</b>	<b>DIRECTORATE OF SCHEDULED CASTES SUB PLAN</b>					
SCA(SCSP)-2	Implementation of SCA Programme at District level-Placing of funds at the disposal of District Rural Development Agencies (DRDAs)	Beneficiaries/ Trainees	5117	6100	5835	23839
	<b>Total (B)</b>		<b>5117</b>	<b>6100</b>	<b>5835</b>	<b>23839</b>
	<b>Total-I (A+B)</b>		<b>6353</b>	<b>17890</b>	<b>6002</b>	<b>34129</b>
<b>II</b>	<b>ANIMAL HUSBANDRY</b>					
SCA(AH)-1	Scheme for female buffalo calf rearing	Beneficiaries	45	500	0	500
SCA(AH)-2	Setting up of Goat/Sheep rearing units	Beneficiaries	0	200	0	200
SCA(AH)-3	Upgradation of low grade roughages through Ammonia treatment	Beneficiaries	0	0	0	0
SCA(AH)-4	Setting up of Turkey Units for BPL SCs.	Beneficiaries	0	250	0	180
SCA(AH)-5	Establishment of backyard poultry units for BPL SCs	Beneficiaries	0	200	0	0
SCA(AH)-6	Supply of hand driven chaff-cutter (Toka Machine) to landless/marginal Scheduled Castes families.	Beneficiaries	0	100	0	100
SCA(AH)-8	Providing insurance cover to milch animals reared by Scheduled Caste families.	Beneficiaries	0	10000	0	3100
	<b>Total (II)</b>		<b>45</b>	<b>11250</b>	<b>0</b>	<b>4080</b>
<b>III</b>	<b>HORTICULTURE</b>					
SCA(H)-1	Subsidy for Sericulture	Beneficiaries	0	50	0	187
	<b>Total (III)</b>		<b>0</b>	<b>50</b>	<b>0</b>	<b>187</b>
<b>IV</b>	<b>EMPLOYMENT GENERATION AND TRAINING</b>					
SCA(YS)-1	Pre selection training to SC youth for enrolment into defence forces, paramilitary forces and police services through C-PYTE	Trainees	963	0	0	0
	<b>Total (IV)</b>		<b>963</b>	<b>0</b>	<b>0</b>	<b>0</b>

**STATEMENT-X**

**SCHEDULED CASTES SUB PLAN 2015-16  
SPECIAL CENTRAL ASSISTANCE PROGRAMME  
Physical Targets and Achievements**

Code No.	Subhead/Scheme	Unit	2013-14 Achievement	2014-15		2015-16 Targets
				Targets	Anticipated Achievement	
1	2	3	4	5	6	7
<b>V</b>	<b>INDUSTRIES (PUNJAB INFOTECH)</b>					
SCA(IT)-1	Certificate Course in Computer Fundamentals and Office Applications for 10th Pass Boys/Girls through CAL-C. (Earlier name: Computer Training to 10th & 12th pass BPL SC boys/girls through CAL-C)	Trainees	480	2200	0	4400
	<b>Total (V)</b>		<b>480</b>	<b>2200</b>	<b>0</b>	<b>4400</b>
<b>VI</b>	<b>FISHERIES</b>					
SCA(FH)-1	To encourage SC BPL families to adopt Pisciculture	Beneficiaries	0	500	0	0
SCA(FH)-2	Providing fishing nets to SC fish farmers/fish sellers	Beneficiaries	0	200	0	0
	<b>Total (VI)</b>		<b>0</b>	<b>700</b>	<b>0</b>	<b>0</b>
<b>VII</b>	<b>NEW AND RENEWABLE SOURCES OF ENERGY (PEDA)</b>					
	<b>New Scheme</b>					
SCA(PEDA)-1	Providing LED based solar-photovoltaic street lights in villages having 100% SC population.	Villages	0	0	0	38
	<b>Total-VII</b>		<b>0</b>	<b>0</b>	<b>0</b>	<b>38</b>
	<b>Grand Total (I-VII)</b>	Beneficiaries/ Trainees & Villages	<b>7841</b>	<b>32090</b>	<b>6002</b>	<b>42796 (Beneficiaries/ Trainees) &amp; 38 (Villages)</b>

**STATEMENT - XI**

**SCHEDULED CASTES SUB PLAN 2014-15  
20 Point Programme (SC Families Assisted)**

( ₹ Lac)

Code No.	Sub-head/Scheme	SCSP 2014-15							SCSP 2015-16				
		Approved Outlay			Targets (No.)	Anticipated Financial Achievement			Anticipated Physical Achievement (No.)	Approved Outlay			Targets (No.)
		CS	SS	Total		CS	SS	Total		CS	SS	Total	
1	2	3	4	5	6	7	8	9	10	11	12	13	14
<b>1</b>	<b>SUB PARAMETER (i)</b>												
	<b>WELFARE OF SCs</b>												
	<b>DIRECTORATE OF WELFARE OF SCs AND BCs</b>												
	Post matric Scholarship to SC students	12334.13	2562.15	14896.28	96936	43921.00	6079.00	50000.00	407000	28921.00	6100.00	35021.00	310000
	<b>Total - 1</b>	<b>12334.13</b>	<b>2562.15</b>	<b>14896.28</b>	<b>96936</b>	<b>43921.00</b>	<b>6079.00</b>	<b>50000.00</b>	<b>407000</b>	<b>28921.00</b>	<b>6100.00</b>	<b>35021.00</b>	<b>310000</b>
<b>2</b>	<b>SUB PARAMETER (ii)</b>												
<b>(a)</b>	<b>SCA to SCSP Schemes</b>												
<b>I</b>	<b>HORTICULTURE</b>												
SCA(H)-1	Subsidy for Sericulture	18.75	0.00	18.75	50	0.00	0.00	0.00	0	18.75	0.00	18.75	187
	<b>Total - 2a(I)</b>	<b>18.75</b>	<b>0.00</b>	<b>18.75</b>	<b>50</b>	<b>0.00</b>	<b>0.00</b>	<b>0.00</b>	<b>0</b>	<b>18.75</b>	<b>0.00</b>	<b>18.75</b>	<b>187</b>
<b>II</b>	<b>ANIMAL HUSBANDRY</b>												
SCA(AH)-1	Scheme for female buffalo calf rearing	50.00	0.00	50.00	500	0.00	0.00	0.00	0	50.00	0.00	50.00	500
SCA(AH)-2	Setting up of Goat/Sheep rearing units	20.00	0.00	20.00	200	0.00	0.00	0.00	0	20.00	0.00	20.00	200
SCA(AH)-4	Setting up of Turkey Units for BPL SCs	9.00	0.00	9.00	250	0.00	0.00	0.00	0	10.00	0.00	10.00	180
SCA(AH)-5	Establishment of backyard poultry units for BPL SCs	20.00	0.00	20.00	200	0.00	0.00	0.00	0	0.00	0.00	0.00	0
SCA(AH)-6	Supply of hand driven chaff-cutter (Toka Machine) to landless/marginal Scheduled Castes families	6.00	0.00	6.00	100	0.00	0.00	0.00	0	6.00	0.00	6.00	100
SCA(AH)-8	Providing insurance cover to milch animals reared by Scheduled Caste families	100.00	0.00	100.00	10000	0.00	0.00	0.00	0	50.00	0.00	50.00	3100
	<b>Total - 2a(II)</b>	<b>205.00</b>	<b>0.00</b>	<b>205.00</b>	<b>11250</b>	<b>0.00</b>	<b>0.00</b>	<b>0.00</b>	<b>0</b>	<b>136.00</b>	<b>0.00</b>	<b>136.00</b>	<b>4080</b>

**STATEMENT - XI**

**SCHEDULED CASTES SUB PLAN 2014-15  
20 Point Programme (SC Families Assisted)**

(₹ Lac)

Code No.	Sub-head/Scheme	SCSP 2014-15								SCSP 2015-16			
		Approved Outlay			Targets (No.)	Anticipated Financial Achievement			Anticipated Physical Achievement (No.)	Approved Outlay			Targets (No.)
		CS	SS	Total		CS	SS	Total		CS	SS	Total	
1	2	3	4	5	6	7	8	9	10	11	12	13	14
<b>III</b>	<b>FISHERIES</b>												
	<b>New Scheme</b>												
SCA(FH)-1	To encourage SC BPL families to adopt Pisciculture	50.00	0.00	50.00	500	0.00	0.00	0.00	0	0.00	0.00	0.00	0
SCA(FH)-2	Providing fishing nets/trolleys to SC fish farmers/fish sellers	20.00	0.00	20.00	200	0.00	0.00	0.00	0	0.00	0.00	0.00	0
	<b>Total - 2a(III)</b>	<b>70.00</b>	<b>0.00</b>	<b>70.00</b>	<b>700</b>	<b>0.00</b>	<b>0.00</b>	<b>0.00</b>	<b>0</b>	<b>0.00</b>	<b>0.00</b>	<b>0.00</b>	<b>0</b>
<b>IV</b>	<b>INDUSTRIES (PUNJAB INFOTECH)</b>												
SCA(IT)-1	Certificate Course in Computer Fundamentals and Office Applications for 10th Pass Boys/Girls through CAL-C. (Earlier name: Computer Training to 10th & 12th pass BPL SC boys/ girls through CAL-C)	220.00	0.00	220.00	2200	0.00	0.00	0.00	0	154.00	0.00	154.00	4400
	<b>Total - 2a(IV)</b>	<b>220.00</b>	<b>0.00</b>	<b>220.00</b>	<b>2200</b>	<b>0.00</b>	<b>0.00</b>	<b>0.00</b>	<b>0</b>	<b>154.00</b>	<b>0.00</b>	<b>154.00</b>	<b>4400</b>
<b>V</b>	<b>WELFARE OF SCs</b>												
	<b>(i) DIRECTORATE OF WELFARE OF SCs AND BCs</b>												
SCA(SC)-1	Setting up of Institutes for training in typing and Stenography to below poverty line SCs	114.92	0.00	114.92	180	108.83	0.00	108.83	167	140.60	0.00	140.60	180
SCA(SC)-2	Training of unemployed Scheduled Castes as driver of light/heavy vehicles.	50.00	0.00	50.00	150	0.00	0.00	0.00	0	0.00	0.00	0.00	0
SCA(SC)-3	Providing of equipment and raw material in 24 Training-cum-production centres of Welfare Department.	20.00	0.00	20.00	200	0.00	0.00	0.00	0	27.90	0.00	27.90	250

**STATEMENT - XI**

**SCHEDULED CASTES SUB PLAN 2014-15  
20 Point Programme (SC Families Assisted)**

( ₹ Lac)

Code No.	Sub-head/Scheme	SCSP 2014-15								SCSP 2015-16			
		Approved Outlay			Targets (No.)	Anticipated Financial Achievement			Anticipated Physical Achievement (No.)	Approved Outlay			Targets (No.)
		CS	SS	Total		CS	SS	Total		CS	SS	Total	
1	2	3	4	5	6	7	8	9	10	11	12	13	14
SCA(SC)-4	Strengthening of 108 community centres-Providing of equipment and raw material.	55.00	0.00	55.00	760	0.00	0.00	0.00	0	95.00	0.00	95.00	760
SCA(SC)-10	Creation of infrastructure facilities in villages having 50% or more SC population.	250.00	0.00	250.00	2500	0.00	0.00	0.00	0	400.00	0.00	400.00	4000
SCA(SC)-12	Capital subsidy to PSCFC under bank tie-up loaning programme.	800.00	0.00	800.00	8000	0.00	0.00	0.00	0	500.00	0.00	500.00	5000
SCA(SC)-17	Financial Assistance to SCs for starting professional practice after completion of professional courses (50% Matching share from SCA)	0.00	0.00	0.00	0	0.00	0.00	0.00	0	1000.00	0.00	1000.00	100
	<b>Total - 2a(V)(i)</b>	<b>1289.92</b>	<b>0.00</b>	<b>1289.92</b>	<b>11790</b>	<b>108.83</b>	<b>0.00</b>	<b>108.83</b>	<b>167</b>	<b>2163.50</b>	<b>0.00</b>	<b>2163.50</b>	<b>10290</b>
(ii)	<b>DIRECTORATE OF SCHEDULED CASTES SUB PLAN</b>												
SCA (SCSP) -2	Implementation of SCA Programme at the District Level-Placing of funds at the disposal of District Rural Development Agencies (DRDAs)	610.00	0.00	610.00	6100	268.96	0.00	268.96	6100	2383.89	0.00	2383.89	23839
	<b>Total - 2a(V)(ii)</b>	<b>610.00</b>	<b>0.00</b>	<b>610.00</b>	<b>6100</b>	<b>268.96</b>	<b>0.00</b>	<b>268.96</b>	<b>6100</b>	<b>2383.89</b>	<b>0.00</b>	<b>2383.89</b>	<b>23839</b>
	<b>Total - 2a(V)</b>	<b>1899.92</b>	<b>0.00</b>	<b>1899.92</b>	<b>17890</b>	<b>377.79</b>	<b>0.00</b>	<b>377.79</b>	<b>6267</b>	<b>4547.39</b>	<b>0.00</b>	<b>4547.39</b>	<b>34129</b>
	<b>Total - 2a</b>	<b>2413.67</b>	<b>0.00</b>	<b>2413.67</b>	<b>32090</b>	<b>377.79</b>	<b>0.00</b>	<b>377.79</b>	<b>6267</b>	<b>4856.14</b>	<b>0.00</b>	<b>4856.14</b>	<b>42796</b>

## STATEMENT - XI

**SCHEDULED CASTES SUB PLAN 2014-15**  
**20 Point Programme (SC Families Assisted)**

(₹ Lac)

Code No.	Sub-head/Scheme	SCSP 2014-15							SCSP 2015-16				
		Approved Outlay			Targets (No.)	Anticipated Financial Achievement			Anticipated Physical Achievement (No.)	Approved Outlay			Targets (No.)
		CS	SS	Total		CS	SS	Total		CS	SS	Total	
1	2	3	4	5	6	7	8	9	10	11	12	13	14
(b)	<b>NSFDC Concessional Loans Scheme</b>												
	WELFARE OF SCs												
	PUNJAB SCHEDULED CASTES LAND DEVELOPMENT & FINANCE CORPORATION												
	Loan Scheme in collaboration with NSFDC	750.00	0.00	750.00	500	750.00	0.00	750.00	500	750.00	0.00	750.00	500
	<b>Total - 2b</b>	<b>750.00</b>	<b>0.00</b>	<b>750.00</b>	<b>500</b>	<b>750.00</b>	<b>0.00</b>	<b>750.00</b>	<b>500</b>	<b>750.00</b>	<b>0.00</b>	<b>750.00</b>	<b>500</b>
	<b>Total - 2 (2a+2b)</b>	<b>3163.67</b>	<b>0.00</b>	<b>3163.67</b>	<b>32590</b>	<b>1127.79</b>	<b>0.00</b>	<b>1127.79</b>	<b>6767</b>	<b>5606.14</b>	<b>0.00</b>	<b>5606.14</b>	<b>43296</b>
	<b>Total (1+2)</b>	<b>15497.80</b>	<b>2562.15</b>	<b>18059.95</b>	<b>129526</b>	<b>45048.79</b>	<b>6079.00</b>	<b>51127.79</b>	<b>413767</b>	<b>34527.14</b>	<b>6100.00</b>	<b>40627.14</b>	<b>353296</b>



**STATEMENT -XII**

**SCHEDULED CASTES SUB PLAN 2015-16  
Scheme-wise Outlay and Expenditure (Women Component)**

(₹ Lac)

Scheme code	Sub-head/Scheme	Women Share	12th Five Year SCSP (2012-17)		12th Plan SCSP Women component Expenditure (2012-14)	SCSP 2014-15			SCSP 2015-16	
			Projected Outlay	Women Component		Approved Outlay	Women Component	Women component Anticipated Expenditure	Approved Outlay	Women Component
1	2	3	4	5	6	7	8	9	10	11
<b>I</b>	<b>SCIENCE, TECHNOLOGY AND ENVIRONMENT</b>									
SR-07	Subsidy to students of Government Schools visiting the Science City	50%	625.00	312.50	50.00	50.00	25.00	25.00	25.00	12.50
SR-11	Assessment of level of fluoride and subsequent oxidative stress in pregnant SC women from fluoride endemic zone of Punjab and its prevention and management	100%	0.00	0.00	0.00	5.00	5.00	5.00	5.00	5.00
	<b>Total (I)</b>		<b>625.00</b>	<b>312.50</b>	<b>50.00</b>	<b>55.00</b>	<b>30.00</b>	<b>30.00</b>	<b>30.00</b>	<b>17.50</b>
<b>II</b>	<b>SOCIAL SECURITY &amp; WELFARE</b>									
SSW-01	Janshree Bima Yojana for BPL families (Rural & Urban) (50% directly released to the LIC by Gol) (Scheme transferred to Health Deptt.)	50%	500.00	250.00	0.00	0.00	0.00	0.00	0.00	0.00
SSW-02	Aam Admi Bima Yojana (50% directly released to the LIC by Gol). (Scheme transferred to Health Deptt.)	50%	260.00	130.00	0.00	0.00	0.00	0.00	0.00	0.00
SSW-03	Old Age Pension (Social Security Fund)	50%	131250.00	65625.00	21089.69	24750.00	12375.00	8999.10	29700.00	14850.00
SSW-04	Financial Assistance to Disabled Persons (Social Security Fund)	50%	14250.00	7125.00	2089.00	2475.00	1237.50	949.90	2970.00	1485.00

**STATEMENT -XII**

**SCHEDULED CASTES SUB PLAN 2015-16  
Scheme-wise Outlay and Expenditure (Women Component)**

(₹ Lac)

Scheme code	Sub-head/Scheme	Women Share	12th Five Year SCSP (2012-17)		12th Plan SCSP Women component Expenditure (2012-14)	SCSP 2014-15			SCSP 2015-16	
			Projected Outlay	Women Component		Approved Outlay	Women Component	Women component Anticipated Expenditure	Approved Outlay	Women Component
1	2	3	4	5	6	7	8	9	10	11
SSW-07	Setting up of Social Security Helpline for Women, Children, Older and Disabled Persons in each district	25%	100.00	0.00	0.00	32.00	8.00	0.76	6.40	1.60
WCD-02	Financial Assistance to dependent children (Social Security Fund)	50%	12000.00	6000.00	1723.08	2100.00	1050.00	974.96	2520.00	1260.00
WCD-03	Financial Assistance to Widows & Destitute Women (Social Security Fund)	100%	26250.00	26250.00	8298.08	4875.00	4875.00	4500.00	6300.00	6300.00
WCD-05	Mai Bhago Vidya (EDU) Scheme (Free Bicycle to all girl students studying in class 9th to 12th) (Renamed Scheme SWCW(S)-3)	100%	11250.00	11250.00	1220.00	0.32	0.32	0.32	1280.00	1280.00
WCD-06	Attendance scholarship to handicapped girl students in rural area	100%	135.00	135.00	11.63	25.00	25.00	25.00	25.00	25.00
WCD-07	Empowerment of Women-Mahila Jagriti Yojna	100%	250.00	250.00	0.00	0.00	0.00	0.00	0.00	0.00
WCD-08	Implementation of Swawlamban scheme-Vocational training programme for women	100%	250.00	250.00	0.00	0.00	0.00	0.00	0.00	0.00
WCD-10	Awareness programme for Domestic Violence Act -2005	100%	250.00	250.00	0.00	0.00	0.00	0.00	32.00	32.00
WCD-12	Distribution of sterilized sanitary pads to rural women	100%	500.00	500.00	0.00	75.00	75.00	75.00	100.00	100.00
WCD-13	Scholarship to poor girls for admission in Professional courses	100%	0.00	0.00	0.00	0.25	0.25	0.00	0.00	0.00

**STATEMENT -XII**  
**SCHEDULED CASTES SUB PLAN 2015-16**  
**Scheme-wise Outlay and Expenditure (Women Component)**

(₹ Lac)

Scheme code	Sub-head/Scheme	Women Share	12th Five Year SCSP (2012-17)		12th Plan SCSP Women component Expenditure (2012-14)	SCSP 2014-15			SCSP 2015-16	
			Projected Outlay	Women Component		Approved Outlay	Women Component	Women component Anticipated Expenditure	Approved Outlay	Women Component
1	2	3	4	5	6	7	8	9	10	11
	<b>Block Grant(s)</b>									
BG(WCD)-5	Bebe Nanki Ladli Beti Kalyan Scheme-13th Finance Commission Grant for measures to improve Adverse Sex ratio	100%	19775.00	19775.00	2757.93	3125.00	3125.00	4500.00	0.55	0.55
	<b>Restructured CSSs</b>									
CS(WCD)-60	National Mission for Empowerment of Women including Indira Gandhi Matritrav Sahyog Yojana (IGMSY) (100% GoI)	100%	0.00	0.00	0.00	783.42	783.42	779.70	880.00	880.00
CS(SSWD)-10 (SSW(D)-01	National Social Assistance Programme (NSAP) 100% GoI	48%	16240.00	7795.20	2498.13	3683.50	1768.08	2538.72	3805.60	1826.69
	<b>Total (II)</b>		<b>233260.00</b>	<b>145585.20</b>	<b>39687.54</b>	<b>41924.49</b>	<b>25322.57</b>	<b>23343.46</b>	<b>47619.55</b>	<b>28040.84</b>
<b>III</b>	<b>NUTRITION</b>									
NT(D)-03	Nutrition (Kishori Shakti Yojana)	100%	1400.00	1400.00	43.42	0.50	0.50	87.00	120.00	120.00
NT(D)-04	Infrastructure/Basic amenities for Anganwari centres in the State (One time ACA 2011-12)	50%	5250.00	2625.00	220.17	128.00	64.00	45.12	0.00	0.00
	<b>Restructured CSSs</b>									
CS-NT(D)-16 NT(D)-01	Integrated Child Development Service (ICDS)									
	NT(D)-01 Nutrition ICDS (50% of Actual Expenditure Reimburses by GoI) (50:50)(SNP)	50%	84000.00	42000.00	2545.84	15750.00	7875.00	7000.00	11200.00	5600.00

**STATEMENT -XII**

**SCHEDULED CASTES SUB PLAN 2015-16  
Scheme-wise Outlay and Expenditure (Women Component)**

(₹ Lac)

Scheme code	Sub-head/Scheme	Women Share	12th Five Year SCSP (2012-17)		12th Plan SCSP Women component Expenditure (2012-14)	SCSP 2014-15			SCSP 2015-16	
			Projected Outlay	Women Component		Approved Outlay	Women Component	Women component Anticipated Expenditure	Approved Outlay	Women Component
1	2	3	4	5	6	7	8	9	10	11
CS-NT(D)62 NT(D)-02	Rajiv Gandhi Scheme for empowerment of adolescent girls (RGSEAG)- "Sabla"	100%	4000.00	4000.00	540.42	2291.00	2291.00	1549.81	0.00	0.00
	<b>Total (III)</b>		<b>94650.00</b>	<b>50025.00</b>	<b>3349.85</b>	<b>18169.50</b>	<b>10230.50</b>	<b>8681.93</b>	<b>11320.00</b>	<b>5720.00</b>
<b>IV</b>	<b>WELFARE OF SCs</b>									
WSC-02	Grant-in-aid to PSCFC under One Time Settlement Scheme	20%	300.00	60.00	49.53	100.00	20.00	0.00	100.00	20.00
WSC-04	Financial Assistance to SC youth for Flying Training of Commercial Pilot License (ACA 2007-08)	20%	500.00	100.00	0.00	0.00	0.00	0.00	0.00	0.00
WSC-05(i)	Attendance scholarship to SC Primary girl students	100%	15000.00	15000.00	1551.26	1500.00	1500.00	1500.00	1000.00	1000.00
WSC-06(i)	Grant in aid to BPL SC students for purchase of School Uniforms, Shoes and School Bags etc.	50%	5000.00	2500.00	0.00	0.00	0.00	0.00	0.00	0.00
WSC-07	New Courses/ Vocational Training in ITIs for SC Students (Staff expenditure, scholarship to SC students etc.)	45%	5750.00	2587.50	173.60	1000.00	1000.00	157.50	1000.00	450.00
WSC-09(i)	Shagun to SC Girls/Widows/Divorcees and the Daughters of Widows at the time of their marriages	100%	30500.00	30500.00	22382.80	7200.00	7200.00	2695.35	8000.00	8000.00
WSC(D)-02	Award to SC Sports Students (6-12 classes)	50%	3075.00	1537.50	0.00	615.00	307.50	5.50	25.00	12.50

**STATEMENT -XII**

**SCHEDULED CASTES SUB PLAN 2015-16  
Scheme-wise Outlay and Expenditure (Women Component)**

(₹ Lac)

Scheme code	Sub-head/Scheme	Women Share	12th Five Year SCSP (2012-17)		12th Plan SCSP Women component Expenditure (2012-14)	SCSP 2014-15			SCSP 2015-16	
			Projected Outlay	Women Component		Approved Outlay	Women Component	Women component Anticipated Expenditure	Approved Outlay	Women Component
1	2	3	4	5	6	7	8	9	10	11
	<b>Restructured CSS</b>									
CS(WSC)-50	Scheme for Development of Scheduled Castes									
	WSC-01 Share Capital Contribution to PSCFC (State 51% & Gol 49%)	26%	2454.38	638.14	268.58	1063.00	276.38	276.38	1063.00	276.38
	<b>Total (IV)</b>		<b>62579.38</b>	<b>52923.14</b>	<b>24425.77</b>	<b>11478.00</b>	<b>10303.88</b>	<b>4634.73</b>	<b>11188.00</b>	<b>9758.88</b>
<b>V</b>	<b>MEDICAL AND PUBLIC HEALTH</b>									
DHS-13	Mata Kaushaliya Kalyan Scheme	100%	2400.00	2400.00	330.00	0.00	0.00	0.00	0.00	0.00
DHS-14	Balri Rakshak Yojana	100%	150.00	150.00	1.17	0.00	0.00	0.00	0.00	0.00
DHS-24	Upgradation/Strengthening of Nursing services in the State (85:15)	100%	0.00	0.00	0.00	32.00	32.00	32.00	768.00	768.00
DHS-07	Punjab Nirogi Yojna (33:67)	50%	125.00	62.50	0.00	0.00	0.00	0.00	0.00	0.00
DHS-44	Bhagat Puran Singh Medical insurance scheme for poor people	47%	1300.00	611.00	305.50	930.00	437.10	145.70	3100.00	1457.00
CS(DHS)-4	National Health Mission including NRHM (75:25)									
	DHS 01/DHS12 National Rural Health Mission (NRHM) (75:25)	50%	49301.35	24650.68	549.12	10487.04	5243.52	10042.62	12124.48	6062.24
	<b>Total (V)</b>		<b>53276.35</b>	<b>27874.18</b>	<b>1185.79</b>	<b>11449.04</b>	<b>5712.62</b>	<b>10220.32</b>	<b>15992.48</b>	<b>8287.24</b>
<b>VI</b>	<b>EDUCATION</b>									
<b>A</b>	<b>Elementary Education</b>									
EDE-05	Providing furniture for students at primary level in Government schools	50%	2480.00	1240.00	0.00	0.00	0.00	0.00	0.00	0.00

**STATEMENT -XII**

**SCHEDULED CASTES SUB PLAN 2015-16  
Scheme-wise Outlay and Expenditure (Women Component)**

(₹ Lac)

Scheme code	Sub-head/Scheme	Women Share	12th Five Year SCSP (2012-17)		12th Plan SCSP Women component Expenditure (2012-14)	SCSP 2014-15			SCSP 2015-16	
			Projected Outlay	Women Component		Approved Outlay	Women Component	Women component Anticipated Expenditure	Approved Outlay	Women Component
1	2	3	4	5	6	7	8	9	10	11
EDE-06	Provision of utensils for students for MDM	50%	310.00	155.00	31.00	0.00	0.00	0.00	0.00	0.00
	<b>Restructured CSSs</b>									
CS(EDE)-13/EDE-03/02	National Programme Nutrition Support to Primary Education (MDM)	50%	123097.28	61548.64	9942.96	18600.00	9300.00	8711.00	17185.78	8592.89
CS(EDE)-14/EDE-01	Sarv Shiksha Abhiyan (SSA)	50%	200260.00	100130.00	18070.44	52461.54	26230.77	21700.00	55180.00	27590.00
<b>B</b>	<b>Secondary Education</b>									
EDS-10	Opening of Adarsh schools in each block of the State (ACA 2007-08)	50%	2453.00	1226.50	0.00	0.00	0.00	0.00	0.00	0.00
EDS-17	Free education to girl students from class 9th to class 12th	100%	5000.00	5000.00	0.00	0.00	0.00	0.00	0.00	0.00
EDS-21	Schemes to promote sports in Punjab schools	25%	0.00	0.00	0.00	0.00	0.00	0.00	32.00	8.00
EDS-22	Dr. Hargobind Khurana scholarship for brilliant poor students	50%	0.00	0.00	99.00	320.00	160.00	96.00	320.00	160.00
EDS-23	Free tablets to 11th class students	46%	0.00	0.00	0.00	0.00	0.00	0.00	0.00	0.00
EDS-27	Strengthening of Senior Secondary Girls Schools	100%	0.00	0.00	0.00	0.00	0.00	0.00	640.00	640.00
	<b>Restructured CSSs</b>									
CS(EDS)-40/EDS-02	Rashtriya Madhyamik Shiksha (RMSA) for universalization of Secondary Education (75:25)									
	EDS-02/ EDS-13 Rashtriya Madhyamik Shiksha Abhiyan (RMSA) for Universalization of Secondary Education (75:25)	50%	25000.00	12500.00	1886.41	6029.94	3014.97	2500.00	4500.00	2250.00

**STATEMENT -XII**

**SCHEDULED CASTES SUB PLAN 2015-16  
Scheme-wise Outlay and Expenditure (Women Component)**

(₹ Lac)

Scheme code	Sub-head/Scheme	Women Share	12th Five Year SCSP (2012-17)		12th Plan SCSP Women component Expenditure (2012-14)	SCSP 2014-15			SCSP 2015-16	
			Projected Outlay	Women Component		Approved Outlay	Women Component	Women component Anticipated Expenditure	Approved Outlay	Women Component
1	2	3	4	5	6	7	8	9	10	11
	EDS-06/ EDS-14 Construction and running of girls hostels for students of Secondary & Higher Secondary Schools (90:10)	100%	60.00	60.00	0.00	87.36	87.36	75.00	87.36	87.36
<b>C</b>	<b>Higher Education</b>									
HE-09	Preparing Rural students of Punjab for admission to Indian Institute of Technology	40%	140.00	56.00	5.25	0.00	0.00	0.00	0.00	0.00
	<b>Total (VI)</b>		<b>358800.28</b>	<b>181916.14</b>	<b>30035.06</b>	<b>77498.84</b>	<b>38793.10</b>	<b>33082.00</b>	<b>77945.14</b>	<b>39328.25</b>
<b>VII</b>	<b>TECHNICAL EDUCATION</b>									
TE-10	Upgradation of Government Polytechnic for Girls, Patiala	100%	25.00	25.00	0.00	0.00	0.00	0.00	0.00	0.00
	<b>Total (VII)</b>		<b>25.00</b>	<b>25.00</b>	<b>0.00</b>	<b>0.00</b>	<b>0.00</b>	<b>0.00</b>	<b>0.00</b>	<b>0.00</b>
<b>VIII</b>	<b>INDUSTRY AND MINERALS</b>									
VSI-07	Setting up of District Artisan Hatt Centres for providing marketing facilities to the SC Artisans of the State	50%	500.00	250.00	0.00	0.00	0.00	0.00	0.00	0.00
VSI-09	Development of Human Resources in the field of IT/ITES (Shifed to IT department)	50%	625.00	312.50	0.00	0.00	0.00	0.00	0.00	0.00
	<b>Total (VIII)</b>		<b>1125.00</b>	<b>562.50</b>	<b>0.00</b>	<b>0.00</b>	<b>0.00</b>	<b>0.00</b>	<b>0.00</b>	<b>0.00</b>
<b>IX</b>	<b>INFORMATION TECHNOLOGY</b>									
IT-03/VSI-09	Development of Human Resources in the field of IT/ITES. (Shifted from Industry and Minerals subhead)	50%	0.00	0.00	0.00	0.00	0.00	0.00	12.50	6.25
	<b>Total (IX)</b>		<b>0.00</b>	<b>0.00</b>	<b>0.00</b>	<b>0.00</b>	<b>0.00</b>	<b>0.00</b>	<b>12.50</b>	<b>6.25</b>

**STATEMENT -XII**

**SCHEDULED CASTES SUB PLAN 2015-16  
Scheme-wise Outlay and Expenditure (Women Component)**

(₹ Lac)

Scheme code	Sub-head/Scheme	Women Share	12th Five Year SCSP (2012-17)		12th Plan SCSP Women component Expenditure (2012-14)	SCSP 2014-15			SCSP 2015-16	
			Projected Outlay	Women Component		Approved Outlay	Women Component	Women component Anticipated Expenditure	Approved Outlay	Women Component
1	2	3	4	5	6	7	8	9	10	11
<b>X</b>	<b>COOPERATION</b>									
CN-02	Financial Assistance to Dairy Cooperatives for Providing Milking machines & other equipments to Dairy Farms & Cooperative Societies	50%	125.00	62.50	0.00	0.00	0.00	0.00	0.00	0.00
	<b>Total (X)</b>		<b>125.00</b>	<b>62.50</b>	<b>0.00</b>	<b>0.00</b>	<b>0.00</b>	<b>0.00</b>	<b>0.00</b>	<b>0.00</b>
<b>XI</b>	<b>RURAL DEVELOPMENT</b>									
CS(RDE)-9	National Rural Employment Gurantee Scheme (90:10)(Direct Release)	50%	52800.00	26400.00	1562.25	19800.00	9900.00	9900.00	18640.00	9320.00
RDS(D)-09	Mahila Kissan Shasaktikaran Pariyojana MKSP(CS:SS) (75:25)	100%	29.29	29.29	0.00	0.00	0.00	0.00	0.00	0.00
RDO(D)-04	Encouragement and improvement of Mahila Mandals for construction of buildings	100%	7500.00	7500.00	0.00	0.00	0.00	0.00	0.00	0.00
RDS(D)-01	Swaran Jayanti Gram Swa-Rozgar Yojna (75:25)	50%	1848.00	924.00	18.76	0.00	0.00	0.00	0.00	0.00
	<b>Restructured CSSs</b>									
CS(RDS)-12	National Rural Livelihood Mission (NRLM) (CS:SS) (75:25) including DRDA	50%	50000.00	25000.00	114.95	1210.00	605.00	322.50	1043.25	521.63
CS(RDE)-8	Indira Awaas Yojana (75:25)	50%	6160.00	3080.00	153.86	3294.40	1647.20	1440.00	2773.60	1386.80
	<b>Total (XI)</b>		<b>118337.29</b>	<b>62933.29</b>	<b>1849.82</b>	<b>24304.40</b>	<b>12152.20</b>	<b>11662.50</b>	<b>22456.85</b>	<b>11228.43</b>



**STATEMENT -XII**

**SCHEDULED CASTES SUB PLAN 2015-16  
Scheme-wise Outlay and Expenditure (Women Component)**

(₹ Lac)

Scheme code	Sub-head/Scheme	Women Share	12th Five Year SCSP (2012-17)		12th Plan SCSP Women component Expenditure (2012-14)	SCSP 2014-15			SCSP 2015-16	
			Projected Outlay	Women Component		Approved Outlay	Women Component	Women component Anticipated Expenditure	Approved Outlay	Women Component
1	2	3	4	5	6	7	8	9	10	11
<b>XII</b>	<b>URBAN DEVELOPMENT</b>									
CS(UD)-38	National Urban Livelihood Mission (NULM) (75:25)	37%	1320.00	488.40	11.49	901.00	333.37	333.37	680.00	251.60
	<b>Total (XII)</b>		<b>1320.00</b>	<b>488.40</b>	<b>11.49</b>	<b>901.00</b>	<b>333.37</b>	<b>333.37</b>	<b>680.00</b>	<b>251.60</b>
<b>XIII</b>	<b>LABOUR &amp; LABOUR WELFARE</b>									
	<b>Industrial Training</b>									
ITI-07	Provision of Free Text Books and Tool Kits to the Scheduled Castes	35%	240.00	84.00	8.88	20.00	7.00	7.00	195.00	68.25
	<b>Total (XIII)</b>		<b>240.00</b>	<b>84.00</b>	<b>8.88</b>	<b>20.00</b>	<b>7.00</b>	<b>7.00</b>	<b>195.00</b>	<b>68.25</b>
<b>XIV</b>	<b>HOME AFFAIRS AND JUSTICE</b>									
HAJ-15	Fast track courts to handle the cases relating to crime against women	100%	0.00	0.00	0.00	0.00	0.00	0.00	250.00	250.00
	<b>Total (XIV)</b>		<b>0.00</b>	<b>0.00</b>	<b>0.00</b>	<b>0.00</b>	<b>0.00</b>	<b>0.00</b>	<b>250.00</b>	<b>250.00</b>
	<b>Grand Total (I-XIV)</b>		<b>924363.30</b>	<b>522791.84</b>	<b>100604.20</b>	<b>185800.27</b>	<b>102885.24</b>	<b>91995.31</b>	<b>187689.52</b>	<b>102957.23</b>

**STATEMENT - XIII**

**SCHEDULED CASTES SUB PLAN 2015-16**  
**Scheme-wise Outlay and Expenditure**  
**(Schemes having SCSP component from 50% to less than 100%)**

( ₹ Lac)

Scheme Code	Sub-head/Scheme	2014-15				SCSP 2015-16		
		Plan Outlay	SCSP Outlay		%age of col. 4 to col. 3	Plan Outlay	SCSP Outlay	%age of col. 8 to col. 7
			Outlay	Anticipated Expenditure				
1	2	3	4	5	6	7	8	9
	<b>RURAL DEVELOPMENT</b>							
	<b>Special Programme for Rural Development</b>							
	<b>Restructured CSS</b>							
<b>CS(RDS)-12</b>	<b>National Rural Livelihood Mission (NRLM)</b>							
	RDS(D)-08 National Rural Livelihood Mission (NRLM) 75:25	1250.00	625.00	245.00	50	800.00	400.00	50
	<b>Rural Employment Restructured CSS</b>							
<b>CS(RDE)-8</b>	<b>Indira Awas Yojana (IAY)</b>							
	RDE(D)-01 Indira Awaas Yojana 75:25	4118.00	3294.40	2880.00	80	3467.00	2773.60	80
<b>CS(RDE)-9</b>	<b>National Rural Employment Guarantee Scheme (NREGS)</b>							
	RDE(S)-01 Mahatma Gandhi National Rural Employment Guarantee Scheme 90:10	24750.00	19800.00	17168.80	80	23300.00	18640.00	80
	<b>Other Rural Development Programme</b>							
<b>RDO(S)-12/ RDO(S)-14</b>	Construction of toilets in the rural areas (NABARD) (85:15)	2000.00	1200.00	300.00	60	100.00	60.00	60
	<b>Total</b>	<b>32118.00</b>	<b>24919.40</b>	<b>20593.80</b>	<b>78</b>	<b>27667.00</b>	<b>21873.60</b>	<b>79</b>
	<b>SCIENCE, TECHNOLOGY AND ENVIRONMENT</b>							
<b>SR-07</b>	Subsidy to students of Government Schools visiting the Science City	100.00	50.00	50.00	50	50.00	25.00	50
	<b>Total</b>	<b>100.00</b>	<b>50.00</b>	<b>50.00</b>	<b>55</b>	<b>50.00</b>	<b>25.00</b>	<b>50</b>

**STATEMENT - XIII**

**SCHEDULED CASTES SUB PLAN 2015-16**  
**Scheme-wise Outlay and Expenditure**  
**(Schemes having SCSP component from 50% to less than 100%)**

( ₹ Lac)

Scheme Code	Sub-head/Scheme	2014-15				SCSP 2015-16		
		Plan Outlay	SCSP Outlay		%age of col. 4 to col. 3	Plan Outlay	SCSP Outlay	%age of col. 8 to col. 7
			Outlay	Anticipated Expenditure				
1	2	3	4	5	6	7	8	9
	<b>CIVIL SUPPLIES</b>							
	<b>New Scheme</b>							
CS-05	New Atta Dal Scheme	40000.00	28000.00	9310.00	70	40000.00	28000.00	70
	<b>Total</b>	<b>40000.00</b>	<b>28000.00</b>	<b>9310.00</b>	<b>70</b>	<b>40000.00</b>	<b>28000.00</b>	<b>70</b>
	<b>GENERAL EDUCATION</b>							
<b>A</b>	<b>Elementary Education</b>							
EDE-02	Financial Assistance to the State under 13th Finance Commission for implementation of Sarv Shiksha Abhiyan Programme	5200.00	3224.00	3224.00	62	0.00	0.00	0
	<b>Restructured CSS</b>							
CS(EDE)-13/EDE-03/02	National Programme Nutrition Support to Primary Education (MDM)	30000.00	18600.00	17422.00	62	27719.00	17185.78	62
CS(EDE)-14/EDE-01	Sarva Shiksha Abhiyan (SSA)	84615.38	52461.54	43152.00	62	89000.00	55180.00	62
<b>B</b>	<b>Secondary Education</b>							
	<b>Restructured CSSs</b>							
CS(EDS)-40/EDS-02	Rashtriya Madhyamik Shiksha (RMSA) for universalization of Secondary Education (75:25)	20000.00	10000.00	4511.28	50	12181.00	6090.50	50
CS(EDS)-41	<b>Support for Educational Development including teachers training &amp; Adult education.</b>							
	EDS-03 Sakshar Bharat Mission- 2012 (75:25) (Earlier name: Adult Education Programme 67:33)	..	..	..	<50%	1373.00	686.50	50

**STATEMENT - XIII**

**SCHEDULED CASTES SUB PLAN 2015-16**  
**Scheme-wise Outlay and Expenditure**  
**(Schemes having SCSP component from 50% to less than 100%)**

( ₹ Lac)

Scheme Code	Sub-head/Scheme	2014-15				SCSP 2015-16		
		Plan Outlay	SCSP Outlay		%age of col. 4 to col. 3	Plan Outlay	SCSP Outlay	%age of col. 8 to col. 7
			Outlay	Anticipated Expenditure				
1	2	3	4	5	6	7	8	9
<b>C</b>	<b>Higher Education</b>							
HE-20	Financial support to students from the poor/backward families (Blue Card holders families) admitted in IITs/IIMs and Government Institutes of National importance.	0.00	0.00	0.00	0	100.00	70.00	70
	<b>Total</b>	<b>139815.38</b>	<b>84285.54</b>	<b>68309.28</b>	<b>60</b>	<b>130373.00</b>	<b>79212.78</b>	<b>61</b>
	<b>MEDICAL AND PUBLIC HEALTH</b>							
	<b>Director Health Services</b>							
CS(DHS)-46	<b>Social Security for unorganised workers including Rashtriya Swasthya Bima Yojna (MOL) (75:25 &amp; 50:50)</b>							
	DHS-03/DHS-20 Rashtriya Swasthya Bima Yojna for workers covered under BPL(75:25)	..	..	..	< 50%	1900.00	1178.00	62
DHS-44	Bhagat Puran Singh Medical insurance scheme for poor people	1500.00	930.00	310.00	62	5000.00	3100.00	62
	<b>Total</b>	<b>1500.00</b>	<b>930.00</b>	<b>310.00</b>	<b>62</b>	<b>6900.00</b>	<b>4278.00</b>	<b>62</b>
	<b>WATER SUPPLY AND SANITATION</b>							
	<b>Rural Water Supply</b>							
RWS-16	NABARD Aided Sanitation Project (Construction of IHHL)	500.00	300.00	18.00	60	1.00	0.60	60

**STATEMENT - XIII**

**SCHEDULED CASTES SUB PLAN 2015-16**  
**Scheme-wise Outlay and Expenditure**  
**(Schemes having SCSP component from 50% to less than 100%)**

( ₹ Lac)

Scheme Code	Sub-head/Scheme	2014-15				SCSP 2015-16		
		Plan Outlay	SCSP Outlay		%age of col. 4 to col. 3	Plan Outlay	SCSP Outlay	%age of col. 8 to col. 7
			Outlay	Anticipated Expenditure				
1	2	3	4	5	6	7	8	9
	<b>Restructured CSSs</b>							
CS(RWS)-02	<b>Swachh Bharat Abhiyan</b>							
	RWS-11/10 Swachh Bharat Mission (Gramin) (75:25) earlier Nirmal Bharat Abhiyan (NBA) earlier Total Sanitation Programme (TSC)	2700.00	1620.00	0.60	60	8000.00	4960.00	62
	<b>Total(Rural Water Supply)</b>	<b>3200.00</b>	<b>1920.00</b>	<b>18.60</b>	<b>60</b>	<b>8001.00</b>	<b>4960.60</b>	<b>62</b>
	<b>WELFARE OF SCs</b>							
CS(WSC)-03	Free Coaching for SCs and Other Backward Classes Students	0.00	0.00	0.00	0	100.00	70.00	70
	<b>Total</b>	<b>0.00</b>	<b>0.00</b>	<b>0.00</b>	<b>0</b>	<b>100.00</b>	<b>70.00</b>	<b>70</b>
	<b>SOCIAL SECURITY &amp; WELFARE</b>							
	<b>State Level Schemes</b>							
SSW-03	Old Age Pension (Social Security Fund)	49500.00	24750.00	18000.00	50	49500.00	29700.00	60
SSW-04	Financial Assistance to Disabled Persons (Social Security Fund)	4950.00	2475.00	1900.00	50	4950.00	2970.00	60
WCD-02	Financial Assistance to dependent children (Social Security Fund)	4200.00	2100.00	1750.00	50	4200.00	2520.00	60
WCD-03	Financial Assistance to Widows & Destitute Women (Social Security Fund)	9750.00	4875.00	4500.00	50	10500.00	6300.00	60
WCD-06	Attendance scholarship to handicapped girl students in rural area	50.00	25.00	25.00	50	50.00	25.00	50
WCD-12	Distribution of sterilized sanitary pads to rural women	150.00	75.00	75.00	50	200.00	100.00	50

**STATEMENT - XIII**

**SCHEDULED CASTES SUB PLAN 2015-16**  
**Scheme-wise Outlay and Expenditure**  
**(Schemes having SCSP component from 50% to less than 100%)**

( ₹ Lac)

Scheme Code	Sub-head/Scheme	2014-15				SCSP 2015-16		
		Plan Outlay	SCSP Outlay		%age of col. 4 to col. 3	Plan Outlay	SCSP Outlay	%age of col. 8 to col. 7
			Outlay	Anticipated Expenditure				
1	2	3	4	5	6	7	8	9
	<b>New Scheme</b>							
WCD-14	Beti Bacho Beti Padho Campaign	0.00	0.00	0.00	0	1100.00	550.00	50
	<b>Block Grant(s)</b>							
BG(WCD)-5	Bebe Nanki Ladli Beti Kalyan Scheme-13th Finance Commission Grant for measures to improve Adverse Sex ratio	6250.00	3125.00	4500.00	50	1.00	0.55	55
	<b>Restructured CSSs</b>							
CS(WCD)-60	National Mission for Empowerment of Women including Indira Gandhi Matritav Sahyog Yojana(IGMSY)(100% Gol)	1578.25	783.42	779.70	50	1600.00	880.00	55
CS(WCD)-61/WCD-01	Integrated Child Protection Scheme (ICPS)(75:25)	2383.00	1191.50	525.00	50	2423.00	1332.65	55
	<b>Total (State Level)</b>	<b>78811.25</b>	<b>39399.92</b>	<b>32054.70</b>	<b>50</b>	<b>74524.00</b>	<b>44378.20</b>	<b>60</b>
	<b>District Level Schemes</b>							
CS(SSWD)-10 (SSW(D)-01	National Social Assistance Programme (NSAP)							
	SSW(D)-01(i) Indira Gandhi National Old Age Pension	7367.00	3683.50	4573.00	50	5270.00	3162.00	60
	SSW(D)-01(ii) National Family Benefit Scheme			44.00		550.00	330.00	60
	<b>Total (District level)</b>	<b>7367.00</b>	<b>3683.50</b>	<b>4617.00</b>	<b>50</b>	<b>5820.00</b>	<b>3492.00</b>	<b>60</b>
	<b>Total (State + District)</b>	<b>86178.25</b>	<b>43083.42</b>	<b>36671.70</b>	<b>50</b>	<b>80344.00</b>	<b>47870.20</b>	<b>60</b>

**STATEMENT - XIII**

**SCHEDULED CASTES SUB PLAN 2015-16**  
**Scheme-wise Outlay and Expenditure**  
**(Schemes having SCSP component from 50% to less than 100%)**

( ₹ Lac)

Scheme Code	Sub-head/Scheme	2014-15				SCSP 2015-16		
		Plan Outlay	SCSP Outlay		%age of col. 4 to col. 3	Plan Outlay	SCSP Outlay	%age of col. 8 to col. 7
			Outlay	Anticipated Expenditure				
1	2	3	4	5	6	7	8	9
	<b>NUTRITION</b>							
	<b>District Level Schemes</b>							
CS-NT(D)-16	<b>Integrated Child Development Services</b>							
NT(D)-01	NT(D)-01 Nutrition ICDS (50% of Actual Expenditure Reimburses by Gol) (50:50)(SNP)	22500.00	15750.00	10500.00	70	16000.00	11200.00	70
	NT(D)-04 Construction of Buildings of Anganwadi Centres under Re-structured ICDS Scheme (75:25).(Gol:GoP)	2800.00	1960.00	1960.00	70	3000.00	2100.00	70
	NT(D)-05 National Nutrition Mission.(75:25)	947.00	662.90	0.00	70	1000.00	700.00	70
NT(D)-03	Nutrition (Kishori Shakti Yojana)	1.00	0.50	87.00	50	200.00	120.00	60
	<b>Restructured CSSs</b>							
CS-NT(D)62	Rajiv Gandhi Scheme for empowerment of adolescent girls (RGSEAG)- "Sabla"	3405.20	2291.00	1549.81	67	0.00	0.00	0
NT(D)-02								
	<b>Total</b>	<b>29653.20</b>	<b>20664.40</b>	<b>14096.81</b>	<b>70</b>	<b>20200.00</b>	<b>14120.00</b>	<b>70</b>
	<b>LABOUR &amp; LABOUR WELFARE</b>							
	<b>Labour</b>							
LW-01	Rehabilitation of bonded labourers (50:50)	0.00	0.00	8.10	0	36.00	18.00	50
LW-04	Child Labour-Rehabilitation Funds	0.00	0.00	10.00	0	20.00	10.00	50
	<b>Total</b>	<b>0.00</b>	<b>0.00</b>	<b>18.10</b>	<b>0</b>	<b>56.00</b>	<b>28.00</b>	<b>50</b>
	<b>Grand Total</b>	<b>332564.83</b>	<b>203852.76</b>	<b>180068.29</b>	<b>66</b>	<b>313691.00</b>	<b>200438.18</b>	<b>64</b>

**STATEMENT - XIV**

**SCHEDULED CASTES SUB PLAN (SCSP)-2015-16  
Scheme-wise Divisible Outlay and Expenditure  
Exclusive Schemes for the Benefit of Scheduled Castes**

( ₹ Lac)

Scheme Code	Sub-head/Scheme	SCSP 2014-15		SCSP 2015-16			Capital Content out of Col 7
		Approved Outlay	Anticipated Expenditure	Proposed Outlay			
				CS	SS	Total	
1	2	3	4	5	6	7	8
	<b>DAIRY DEVELOPMENT</b>						
DD-05	Promotion of Dairy farming as livelihood for SC beneficiaries	90.00	90.00	0.00	100.00	100.00	0.00
	<b>Total</b>	<b>90.00</b>	<b>90.00</b>	<b>0.00</b>	<b>100.00</b>	<b>100.00</b>	<b>0.00</b>
	<b>NON-CONVENTIONAL SOURCES OF ENERGY</b>						
NC-14	Pilot project for Solar Roof top for SCs under Off Grid Solar Programme (CS:SS) (50:50)	0.00	0.00	0.00	150.00	150.00	150.00
	<b>Total</b>	<b>0.00</b>	<b>0.00</b>	<b>0.00</b>	<b>150.00</b>	<b>150.00</b>	<b>150.00</b>
	<b>SCIENCE, TECHNOLOGY AND ENVIRONMENT</b>						
SR-11	Assessment of level of fluoride and subsequent oxidative stress in pregnant SC women from fluoride endemic zone of Punjab and its prevention and management	5.00	5.00	0.00	5.00	5.00	0.00
SR-12	Socio-Economic Development of Scheduled Castes community through technology interventions in horticulture and related ventures	5.00	5.00	0.00	5.00	5.00	0.00
	<b>Total</b>	<b>10.00</b>	<b>10.00</b>	<b>0.00</b>	<b>10.00</b>	<b>10.00</b>	<b>0.00</b>
	<b>ECOLOGY &amp; ENVIRONMENT</b>						
	<b>New Scheme</b>						
EE-17	Livelihood Generation to SC Local Rural women through preparation of handicraft from water hyacinth weed	0.00	0.00	0.00	5.00	5.00	0.00
	<b>Total</b>	<b>0.00</b>	<b>0.00</b>	<b>0.00</b>	<b>5.00</b>	<b>5.00</b>	<b>0.00</b>
	<b>WELFARE OF SCs</b>						
	<b>State Level Schemes</b>						
WSC-02	Grant-in-aid to PSCFC under One Time Settlement Scheme	100.00	0.00	0.00	100.00	100.00	0.00
WSC-03	Houses to Houseless SCs in Rural & Urban Areas (ACA-2010-11)( District level scheme SCH(D)-01 shifted to State level)	1000.00	0.00	0.00	1.00	1.00	1.00
WSC-05(i)	Attendance scholarship to SC Primary girl students	1500.00	1500.00	0.00	1000.00	1000.00	0.00



**STATEMENT - XIV**

**SCHEDULED CASTES SUB PLAN (SCSP)-2015-16  
Scheme-wise Divisible Outlay and Expenditure  
Exclusive Schemes for the Benefit of Scheduled Castes**

( ₹ Lac)

Scheme Code	Sub-head/Scheme	SCSP 2014-15		SCSP 2015-16			Capital Content out of Col 7
		Approved Outlay	Anticipated Expenditure	Proposed Outlay			
				CS	SS	Total	
1	2	3	4	5	6	7	8
WSC-07	New Courses/Vocational Training in ITIs for SC Students (Staff expenditure, scholarship to SC students etc.)	1000.00	350.00	0.00	1000.00	1000.00	0.00
WSC-09(i)	Shagun to SC Girls/Widows/ Divorcees and the Daughters of Widows at the time of their marriages	7200.00	2695.35	0.00	8000.00	8000.00	0.00
WSC-10	Assistance to NGOs, Trusts and other Social Institutions for Solemnizing Mass Marriages for SC couples	100.00	0.00	0.00	0.00	0.00	0.00
WSC-12	Construction of building for the Welfare Department at the State Headquarter	100.00	0.00	0.00	100.00	100.00	100.00
	<b>New Scheme</b>						
WSC-13	Financial Assistance to SCs for starting professional practice after completion of professional courses (Matching share from SCA - 100% grant)	0.00	0.00	0.00	1.00	1.00	0.00
	<b>Restructured CSS</b>						
CS(WSC)-50	Scheme for Development of Scheduled Castes	25471.00	59505.00	34130.50	7012.00	41142.50	2163.00
CS(WSC)-53	Pradhan Mantri Adarash Gram Yojana (100%) (GOI)	5000.00	2500.00	2500.00	2000.00	4500.00	4500.00
	<b>Total (State Level)</b>	<b>41471.00</b>	<b>66550.35</b>	<b>36630.50</b>	<b>19214.00</b>	<b>55844.50</b>	<b>6764.00</b>
	<b>District Level Schemes</b>						
WSC(D)-01	Construction of Dr. B.R. Ambedkar Bhawans and their operation	500.00	1.00	0.00	500.00	500.00	275.00
WSC(D)-02	Award to SC Sports Students (6-12 classes)	615.00	11.00	0.00	25.00	25.00	0.00
	<b>Total (District Level)</b>	<b>1115.00</b>	<b>12.00</b>	<b>0.00</b>	<b>525.00</b>	<b>525.00</b>	<b>275.00</b>
	<b>Total (State + District)</b>	<b>42586.00</b>	<b>66562.35</b>	<b>36630.50</b>	<b>19739.00</b>	<b>56369.50</b>	<b>7039.00</b>
	<b>LABOUR &amp; LABOUR WELFARE</b>						
	<b>Industrial Training</b>						
ITI-07	Provision of Free Text Books and Tool Kits to the Scheduled Castes	20.00	20.00	0.00	195.00	195.00	0.00
	<b>Total</b>	<b>20.00</b>	<b>20.00</b>	<b>0.00</b>	<b>195.00</b>	<b>195.00</b>	<b>0.00</b>
	<b>Grand Total</b>	<b>42706.00</b>	<b>66682.35</b>	<b>36630.50</b>	<b>20199.00</b>	<b>56829.50</b>	<b>7189.00</b>

## **PART-III**

# **BASIC DATA FOR SCs IN PUNJAB**

**Table –1**

**LIST OF SCHEDULED CASTES IN PUNJAB**

In Punjab, 38 castes have been listed in the Scheduled Castes and Scheduled Tribe Amendment Act, 1976 (No.108, Dated 18<sup>th</sup> September, 1976) of the Ministry of Home Affairs, New Delhi. Now vide notification Amendment Act 31 of 2007 –(w.e.f. 29-8-2007) issued by the Ministry of Law and Justice, Mahatam, Rai Sikh has been inserted as 39<sup>th</sup> caste in Scheduled Castes list of Punjab. No Tribe has been scheduled in the State under the Presidential Orders. Following Castes are Scheduled Castes in the State of Punjab: -

<b>S.No.</b>	<b>Castes</b>	<b>S.No.</b>	<b>Castes</b>
1	Ad-dharmi	30	Gagra
2	Od	31	Khatik
3	Pasi	32	Kori-Koli
4	Parna	33	Marija,Marecha
5	Pherera	34	Mazhabi, Mazhabi Sikh.
6	Sanhai	35	Megh
7	Sansi, Bhedkut, Manesh	36	Nat
8	Sansoi	37	Sanhal
9	Sapala	38	Mochi
10	Sarera	39	Mahatam, Rai Sikh
11	Sikligar		
12	Ganadhila, Gadeil		
13	Kabirpanthi, Julaha		
14	Sirkiband		
15	Balmiki, Chura, Bhangi		
16	Bangali		
17	Barar, Burar or Berar		
18	Batwal		
19	Bauria, Bewaria		
20	Bazigar		
21	Bhanjara		
22	Chamar, Jatia Chamar, Rehgar, Raigar, Ramdasi, Ravidasi, Ramdasia, Ramdasia Sikh, Ravidasia, Ravidasia Sikh,		
23	Chanal		
24	Dagi		
25	Darain		
26	Deha,Dhaya,Dhea		
27	Dhanak		
28	Dhogri,Dhangri,Siggi		
29	Dumna,Mahasha,Doom		

**Table –2**

**POPULATION AND DECENNIAL GROWTH IN PUNJAB /  
INDIA FROM 1981 TO 2011**

<b>Particulars</b>	<b>1981</b>	<b>1991</b>	<b>2001</b>	<b>2011</b>
<b>1</b>	<b>2</b>	<b>3</b>	<b>4</b>	
<b>Punjab</b>				
Total Population	1,67,83,915	2,02,81,969	2,43,58,999	2,77,43,338
Scheduled Castes Population	45,11,703	57,42,528	70,28,723	88,60,179
Percentage of Scheduled Castes Population to total Population	26.90	28.31	28.85	31.94
<b>India</b>				
Total Population	66,52,87,849	84,63,82,688	1,02,86,10,328	1,21,05,69,573
Scheduled Castes Population	10,47,54,623	13,82,23,277	166635700	20,13,78,086
Percentage of Scheduled Castes Population to total Population	15.73	16.32	16.20	16.60
<b>Decennial Growth Rate of Punjab (in %age)</b>				
Total Population	23.89	20.80	20.10	13.89
Scheduled Castes Population	34.74	27.28	22.39	26.06
<b>Decennial Growth Rate of India (in %age)</b>				
Total Population	25.00	23.85	21.53	17.70
Scheduled Castes Population	30.95	31.99	20.55	20.85

Source : Census 2011

**Table-3**

**RURAL AND URBAN SC VIS-À-VIS TOTAL POPULATION**

( in Lac)

<b>Sr. No.</b>	<b>Item</b>	<b>Total</b>	<b>SC</b>	<b>%age of col. 4 to col.3</b>
<b>1</b>	<b>2</b>	<b>3</b>	<b>4</b>	<b>5</b>
1.	Rural	173.44 (62.52%)	64.97 (73.33%)	34.45
2	Urban	103.99 (37.48%)	26.63 (26.67%)	22.72
	<b>Total</b>	<b>277.43</b>	<b>88.60</b>	<b>31.94</b>

Source : Census 2011

**Table-4****DISTRICT WISE DETAIL OF TOTAL POPULATION AND SC POPULATION**

<b>Sr. No.</b>	<b>District</b>	<b>Total Population</b>	<b>SC Population</b>	<b>Percentage ( col.4 to col.3)</b>
<b>1</b>	<b>2</b>	<b>3</b>	<b>4</b>	<b>5</b>
1	Amritsar	2490656	770864	30.95
2	Barnala	595527	192001	32.24
3	Bathinda	1388525	450473	32.44
4	Faridkot	617508	240328	38.92
5	Fatehgarh Sahib	600163	192493	32.07
6	Firozpur	2029074	855726	42.17
7	Gurdaspur	2298323	580576	25.26
8	Hoshiarpur	1586625	557504	35.14
9	Jalandhar	2193590	854444	38.95
10	Kapurthala	815168	276707	33.94
11	Ludhiana	3498739	923358	26.39
12	Mansa	769751	258878	33.63
13	Moga	995746	363417	36.50
14	Sri Muktsar Sahib	901896	381554	42.31
15	SBS Nagar	612310	260284	42.51
16	Patiala	1895686	465359	24.54
17	Rupnagar	684627	180905	26.42
18	S.A.S. Nagar	994628	216231	21.73
19	Sangrur	1655169	461609	27.87
20	Taran Tarn	1119627	377468	33.71
	<b>Total</b>	<b>27743338</b>	<b>8860179</b>	<b>31.94</b>

**Source: Census 2011**

**Table -5**

**DISTRICT-WISE RURAL AND URBAN POPULATION OF SCHEDULED CASTES**

Sr. No.	District	Scheduled Caste Population						Total Population	%age of SC Population to Total Population
		Rural			Urban				
		Total	Male	Female	Total	Male	Female		
<b>1</b>	<b>2</b>	<b>3</b>	<b>4</b>	<b>5</b>	<b>6</b>	<b>7</b>	<b>8</b>	<b>9</b>	<b>10</b>
1	Amritsar	464984	244254	220730	305880	161723	144157	770864	30.95
2	Barnala	133435	70636	62799	58566	30933	27633	192001	32.24
3	Bathinda	321533	169244	152289	128940	67692	61248	450473	32.44
4	Faridkot	171199	90303	80896	69129	36264	32865	240328	38.92
5	Fatehgarh Sahib	154570	81690	72880	37923	20192	17731	192493	32.07
6	Firozpur	709922	369036	340886	145804	76425	69379	855726	42.17
7	Gurdaspur	435930	228541	207389	144646	76353	68293	580576	25.26
8	Hoshiarpur	465037	236295	228742	92467	48027	44440	557504	35.14
9	Jalandhar	515342	264466	250876	339102	177658	161444	854444	38.95
10	Kapurthala	212013	110167	101846	64694	33734	30960	276707	33.94
11	Ludhiana	559471	294159	265312	363887	193680	170207	923358	26.39
12	Mansa	217553	114644	102909	41325	21667	19658	258878	33.63
13	Moga	307098	162624	144474	56319	29794	26525	363417	36.50
14	Sri Muktsar Sahib	295179	155136	140043	86375	45337	41031	381554	42.31
15	SBS Nagar	212889	108494	104395	47395	24541	22854	260284	42.51

Sr. No.	District	Scheduled Caste Population						Total Population	%age of SC Population to Total Population
		Rural			Urban				
		Total	Male	Female	Total	Male	Female		
1	2	3	4	5	6	7	8	9	10
16	Patiala	348587	183424	165163	116772	61079	55693	465359	24.54
17	Rupnagar	138597	72349	66248	42308	21985	20323	180905	26.42
18	S.A.S. Nagar	132713	70327	62386	83518	44056	39462	216231	21.73
19	Sangrur	361376	191723	169653	100233	52508	47725	461609	27.88
20	Taran Tarn	339558	178817	160741	37910	19898	18012	377468	33.71
	<b>Total</b>	<b>6496986 (73.33%)</b>	<b>3396329</b>	<b>3100657</b>	<b>2363193 (26.67%)</b>	<b>1243546</b>	<b>1119647</b>	<b>8860179</b>	<b>31.94</b>

Figures in the brackets represents the %age with total SC population

Source : Census 2011



**Table -6**

**GENERAL VIZ-A-VIZ SC FAMILIES (RURAL AND URBAN) BELOW THE POVERTY LINE IN PUNJAB**

Sr. No	Families	Total families (in lac) *			Below Poverty Line families @ (in lac)			% age of BPL families to the total families (Col. 8 to Col. 5)
		Rural	Urban	Total	Rural	Urban	Total	
1	2	3	4	5	6	7	8	9
I	Non SC families	19.24	11.70	30.94	1.10	0.92	2.02	6.53
II	SC families	9.49	3.05	12.54	2.34	0.87	3.21	25.60
	<b>Total</b>	<b>28.73</b>	<b>14.75</b>	<b>43.48</b>	<b>3.44</b>	<b>1.79</b>	<b>5.23</b>	<b>12.03</b>

**Source :** \* Census 2001, @ Rural Development Deptt. (2002) and SUDA (2004), Punjab

**Table -7**  
**NUMBER AND AREA OF OPERATIONAL HOLDINGS WITH**  
**SCHEDULED CASTES**

Sr. No.	Size class (In hac)		No. of operational holdings				Area operated (in hac)			
			individual	joint	Instit- utional	Total	individual	joint	Instit- utional	Total
1	2		3	4	5	6	7	8	9	10
1	Below 0.5	M	13533	0	0	13533	4260.15	0.00	0.00	4260.15
		F	289	0	0	289	87.38	0.00	0.00	87.38
		T	13822	0	0	13822	4347.53	0.00	0.00	4347.53
2	(0.5-1.0)	M	12019	15	0	12034	8855.61	10.99	0.00	8866.60
		F	189	0	0	189	148.69	0.00	0.00	148.69
		T	12208	15	0	12223	9004.30	10.99	0.00	9015.29
<b>Marginal</b>		M	25552	15	0	25567	13115.76	10.99	0.00	13126.75
		F	478	0	0	478	236.07	0.00	0.00	236.07
		T	26030	15	0	26045	13351.83	10.99	0.00	13362.82
3	(1.0-2.0)	M	14065	15	0	14080	18870.57	20.10	0.00	18890.67
		F	160	0	0	160	222.66	0.00	0.00	222.66
		T	14225	15	0	14240	19093.23	20.10	0.00	19113.33
<b>Small</b>		M	14065	15	0	14080	18870.57	20.10	0.00	18890.67
		F	160	0	0	160	222.66	0.00	0.00	222.66
		T	14225	15	0	14240	19093.23	20.10	0.00	19113.33
4	(2.0-3.0)	M	10547	30	0	10577	23750.69	66.64	0.00	23817.33
		F	178	0	0	178	397.49	0.00	0.00	397.49
		T	10725	30	0	10755	24148.18	66.64	0.00	24214.82
5	(3.0-4.0)	M	3232	5	0	3237	10858.73	18.20	0.00	10876.93
		F	25	0	0	25	84.62	0.00	0.00	84.62
		T	3257	5	0	3262	10943.35	18.20	0.00	10961.55
<b>Semi Medium</b>		M	13779	35	0	13814	34609.42	84.84	0.00	34694.26
		F	203	0	0	203	482.11	0.00	0.00	482.11
		T	13982	35	0	14017	35091.53	84.84	0.00	35176.37
6	(4.0-5.0)	M	3625	0	0	3625	15527.99	0.00	0.00	15527.99
		F	34	0	0	34	140.71	0.00	0.00	140.71
		T	3659	0	0	3659	15668.70	0.00	0.00	15668.70
7	(5.0-7.5)	M	3426	10	0	3436	20949.15	63.18	0.00	21012.33
		F	43	0	0	43	252.37	0.00	0.00	252.37
		T	3469	10	0	3479	21201.52	63.18	0.00	21264.70
8	(7.5-10)	M	986	0	0	986	8270.01	0.00	0.00	8270.01
		F	15	0	0	15	120.53	0.00	0.00	120.53
		T	1001	0	0	1001	8390.54	0.00	0.00	8390.54

Sr. No.	Size class (In hac)		No. of Operational Holdings				Area Operated (in hac)			
			individual	joint	Instititutional	Total	individual	joint	institutional	Total
1	2		3	4	5	6	7	8	9	10
	Medium	M	8037	10	0	8047	44747.15	63.18	0.00	44810.33
		F	92	0	0	92	513.61	0.00	0.00	513.61
		T	8129	10	0	8139	45260.76	63.18	0.00	45323.94
9	(10-20)	M	895	5	0	900	10742.38	70.80	0.00	10813.18
		F	15	0	0	15	200.88	0.00	0.00	200.88
		T	910	5	0	915	10943.26	70.80	0.00	11014.06
10	(20.0 & Above)	M	124	0	0	124	2975.46	0.00	0.00	2975.46
		F	0	0	0	0	0.00	0.00	0.00	0.00
		T	124	0	0	124	2975.46	0.00	0.00	2975.46
	Large	M	1019	5	0	1024	13717.84	70.80	0.00	13788.64
		F	15	0	0	15	200.88	0.00	0.00	200.88
		T	1034	5	0	1039	13918.72	70.80	0.00	13989.52
	All Classes	M	62452	80	0	62532	125060.74	249.91	0.00	125310.65
		F	948	0	0	948	1655.33	0.00	0.00	1655.33
		T	63400	80	0	63480	126716.07	249.91	0.00	126965.98

Source : Agricultural Census, 2010-11

**Table-8****COMPARATIVE STATISTICS OF LITERACY RATE (1971-2011)**

	<b>Particulars</b>	<b>1971</b>	<b>1981</b>	<b>1991</b>	<b>2001</b>	<b>2011</b>
	<b>1</b>	<b>2</b>	<b>3</b>	<b>4</b>	<b>5</b>	<b>6</b>
	<b>LITERACY RATE</b>					
<b>1.</b>	<b>Punjab</b>					
A	Total	33.67	49.12	58.51	69.65	75.84
	Male	40.40	55.52	65.66	75.24	80.44
	Female	25.90	39.64	50.41	63.36	70.73
B	Scheduled Castes	16.00	23.86	41.09	56.20	64.81
	Male	22.95	33.86	49.82	63.40	70.66
	Female	8.10	16.67	31.03	48.20	58.39
<b>II</b>	<b>India :</b>					
A	Total	29.45	36.17	52.21	64.83	73.00
	Male	39.45	46.74	64.13	75.26	80.90
	Female	18.69	24.88	39.29	53.67	64.60
B	Scheduled Caste	12.77	21.38	37.41	54.68	66.10
	Male	20.04	31.12	49.91	66.64	75.20
	Female	5.06	10.93	23.76	41.90	56.46

**Source – Census 2011**

**Table-9**

**DETAIL OF TOTAL vis-à-vis SC WORKERS IN PUNJAB**

Sr. No	Type	Total				SC			
		Male	Female	Total (3+4)	%age to total workers	Male	Female	Total (7+8)	%age to total SC workers
1	2	3	4	5	6	7	8	9	10
<b>I</b>	<b>Main Workers</b>								
i.	Cultivator	1691777	112083	1803860	18.23	107715	17829	125544	3.95
ii.	Agricultural labourer	1013979	154042	1168021	11.80	698261	106312	804573	25.30
iii.	House Hold Industry	215971	84689	300660	3.04	51514	25468	76982	2.43
iv.	Others	4342904	835491	5178395	52.32	1270190	240880	1511070	47.52
	<b>Total-I</b>	<b>7264631</b>	<b>1186305</b>	<b>8450936</b>	<b>85.39</b>	<b>2127680</b>	<b>390489</b>	<b>2518169</b>	<b>79.20</b>
<b>II</b>	<b>Marginal Workers</b>								
i.	Cultivator	61582	69069	130651	1.32	10414	13187	23601	0.74
ii.	Agricultural labourer	225466	194968	420434	4.25	152186	143266	295452	9.29
iii.	House Hold Industry	33323	51977	85300	0.86	11777	16669	28446	0.89
iv.	Others	489155	320886	810041	8.18	201818	111952	313770	9.86
	<b>Total-II</b>	<b>809526</b>	<b>636900</b>	<b>1446426</b>	<b>14.61</b>	<b>376195</b>	<b>285074</b>	<b>661269</b>	<b>20.80</b>
<b>III</b>	<b>Total Workers (I+II)</b>	<b>8074157</b>	<b>1823205</b>	<b>9897362</b>	<b>100</b>	<b>2503875</b>	<b>675563</b>	<b>3179438</b>	<b>100</b>
<b>IV.</b>	<b>Non-Workers</b>	<b>6565308</b>	<b>11280668</b>	<b>17845976</b>		<b>2136000</b>	<b>3544741</b>	<b>5680741</b>	
<b>V</b>	<b>Total (III+IV)</b>	<b>14639465</b>	<b>13103873</b>	<b>27743338</b>		<b>4639875</b>	<b>4220304</b>	<b>8860179</b>	

**Source: Census-2011**

**Table – 10**

**DISTRICT-WISE NUMBER OF VILLAGES HAVING 40% AND MORE SCHEDULED CASTES POPULATION IN PUNJAB**

Sr. No	District	Rural Population						
		Total in habited Villages	Villages having 40% or more SC population	Villages having 50% or more SC population	Villages with 100% SC Population	Percentage (col. 4 to col 3)	Percentage (col. 5 to col 3)	Percentage (col. 6 to 3)
1.	2.	3.	4.	5.	6.	7.	8.	9.
1.	Amritsar	703	308	146	1	43.81	20.77	0.14
2.	Barnala	127	33	10	0	25.98	7.87	0
3.	Bathinda	279	89	28	0	31.89	10.04	0
4.	Faridkot	163	96	39	0	58.89	23.93	0
5.	Fatehgarh Sahib	442	177	88	0	40.05	19.91	0
6.	Ferozpur	955	517	383	12	54.14	40.10	1.26
7.	Gurdaspur	1515	329	187	4	21.72	12.34	0.26
8.	Hoshiarpur	1385	597	393	5	43.10	28.38	0.36
9.	Jalandhar	922	605	439	4	65.62	47.61	0.43
10.	Kapurthala	612	248	172	11	40.52	28.10	1.80
11.	Ludhiana	885	433	238	5	48.93	26.89	0.56
12.	Mansa	238	72	26	0	30.25	10.92	0
13.	Moga	319	146	58	3	45.77	18.18	0.94
14.	Patiala	895	235	97	0	26.26	10.84	0
15.	Rupnagar	591	156	96	6	26.40	16.24	1.02
16.	S.A.S. Nagar	403	99	52	1	24.57	12.90	0.25
17.	S.B.S Nagar	458	254	178	2	55.46	38.86	0.44
18.	Sangrur	564	130	47	0	23.05	8.33	0
19.	Sri Muktsar Sahib	233	146	77	1	62.66	33.05	0.43
20.	Tarntarn	479	129	46	2	26.93	9.60	0.42
	<b>Total</b>	<b>12168</b>	<b>4799</b>	<b>2800</b>	<b>57</b>	<b>39.43</b>	<b>23%</b>	<b>0.47%</b>

Village wise detail is available on [www.welfarepunjab.gov.in](http://www.welfarepunjab.gov.in) under the link of Directorate of SCSP.

**Source: Census-2011**

**PART-IV**

**GUIDELINES AND NOTIFICATIONS**

**Annexure I**

**R.Sridharan  
Joint Secretary(SP)  
Telefax:23096598**

**GOVERNMENT OF INDIA  
PLANNING COMMISSION  
YOJANA BHAWAN  
NEW DELHI-110001**

**D.O.No.M-13011/3/2005-SP-Co**

**October 31,2005**

**Dear Shri Talwar**

With reference to para 8 of the Deputy Chairman's letter dated 6<sup>th</sup> September , 2005 addressed to your Chief Minister, I am directed to enclose herewith a note consolidating the guidelines already issued by the Government of India for the formulation , implementation and monitoring of Special Component Plan for Scheduled Castes and Tribal Sub-Plan for scheduled Tribes

I would request you to kindly ensure that the Special Component Plan and Tribal Sub Plan are drawn up accordingly in Annual Plan 2006-07.

With regards,

Yours sincerely

**Sd/-  
(R. Sridharan)**

Shri A.R.Talwar,  
Secretary,  
Department of Planning,  
Government of Punjab,  
Chandigarh-160 017.



**A note consolidating the existing Guidelines for formulation, implementation and monitoring of Special Component Plan for the Scheduled Castes and Tribal Sub Plan for Scheduled Tribes**

Detailed guidelines relating to the Special Component Plan for the Scheduled Castes and the Tribal Sub Plan for the Scheduled Tribes have been issued by the concerned departments of the Central Government from time to time

The basic objective of both these Sub Plans is to channelise the flow of outlays and benefits from the general sectors in the Plan of States for the development of Scheduled Castes and Scheduled Tribes at least in proportion to their population, both in physical and financial terms. The Mid term appraisal of the Tenth Plan has noted that several State Governments have not earmarked adequate funds to SCP and TSP, Proportionate to the share of SCs and STs in the population.

The importance of the SCP and TSP has been again underlined by the Hon'ble Prime Minister while addressing the 51<sup>st</sup> Meeting of the National Development Council held on 27<sup>th</sup> June, 2005. The Prime Minister had then stated "that in the mid -1970s, the Special Component Plan and the Tribal Sub Plan were initiated. Tribal Sub-Plans and Special Component Plans should be an integral part of Annual Plans as well as Five Year Plans, making provisions therein non-divertible, with the clear objective of bridging the gap in Socio-Economic Development of the SCs and STs within a period of 10 years".

In this context, the following guidelines with respect to SCP and TSP are once again reiterated so that the same may be followed strictly in the preparation of the Annual Plans for 2006-07.

**Objectives:-** The following should be the broad objectives of the SCP and TSP

Substantial reduction in poverty and un-employment

Creation of productive assets in favour of Scheduled Castes and Scheduled Tribes to sustain the growth likely to accrue through development efforts.

Human resources development of the Scheduled Castes and Scheduled Tribes by providing adequate educational and health services and

Provision of physical and financial security against all types of exploitation and oppression.

**Action Plan :-** To fulfil the above objectives the following points may be taken into account for formulating SCP and TSP.

1. Earmarking of funds for SCP/TSP from total State Plan outlay at least in the proportion of SC/ST population to the total population of the State/UT.
2. Special Component Plan and Tribal Sub Plan funds should be non-divertible and non-lapsable.

3. Making the Social Welfare Department /the Department concerned with the welfare and development of SCs/STs as nodal department for formulation and implementation of SCP/TSP.
4. Placing the funds earmarked for SCP/TSP at the disposal of the nodal department concerned which in turn will reallocate the funds to the sectoral departments for implementing schemes directly relevant to SC /ST development.
5. Placing the funds earmarked for SCP/TSP under separate budget head /sub head for each development department implementing SCP and TSP. In this connection it may be noted that the list of major and minor heads of account of Union and states as issued by the Controller General of Accounts provides that Tribal Sub Plan (code 796) and Special Component Plan (789) may be opened as Minor Head below the functional Major head/Sub Major Head wherever necessary.
6. Special Central Assistance (SCA) both for the SCP and for the TSP is being extended by the Centre to the states as a 100% grant meant to fill critical gaps and missing inputs for family oriented income generating schemes and supporting infrastructure development with a Special focus on BPL families. Guidelines issued in this connection should be strictly followed.

### **Components of SCP and TSP**

1. Only those schemes should be included under SCP/TSP that ensure direct benefits to individuals or families belonging to Scheduled castes or Scheduled Tribes
2. Outlay for area oriented schemes directly benefiting Scheduled castes hamlets /villages having a majority of Scheduled castes population/tribal hamlets and villages may be included in SCP and TSP
3. Priority should be given for providing basic minimum services like primary education, health , drinking water nutrition , rural housing rural electrification and rural link road.
4. Wage component, especially under rural employment schemes, should not be included under SCP/TSP.
5. Schemes to develop agriculture and allied activities like animal husbandry, dairy etc. that provide a source of livelihood to the SC and ST population should be included.
6. Innovative projects that draw upon institutional finance to supplement plan allocations may be drawn up.

### **Creation of general awareness of SCP/TSP schemes.**

State Government should take initiative to generate awareness among the general public about the schemes to be implemented /being implemented for the development of SCs and STs by the different department of the State Government through electronic and print media.

### **Monitoring of SCP and TSP**

1. State and District/Block level Monitoring Committee should be constituted to monitor the implementation of various schemes under SCP and TSP of various development departments.

The District/Block level committees may review the progress of implementation of schemes and utilisation of funds on monthly basis and the State level committees may review the progress on quarterly basis.

2. District and Block level committees may be constituted on the pattern of district and block level committee constituted by the Ministry of Rural Development by involving elected members (MPs, MLAs and Panchayat members, and other prominent leaders in the districts) or the same committees may be entrusted with the responsibilities for monitoring of these programmes

3. The nodal department should ensure timely release of funds to the concerned development departments who in turn should ensure immediate release of funds soon after the receipts of funds from nodal department to their field level implementing agencies. Any lapse on the part of field level implementing agencies in timely utilisation of funds and proper implementation of the schemes may be viewed seriously.

4. Non-earmarking of funds under SCP and TSP may result in non- approval of plans of the States /UTs.

5. Ministry of Social Justice and Empowerment and Tribal Affairs will be actively involved in the process of finalization of Annual Plans of the States/UTs.

6. Evaluation to assess the impact of economic development schemes implemented under SCP, on the socio economic conditions of SCs may be get conducted by the nodal department on regular basis Dissemination of information to SCs all over the State/UT about the schemes programmes available for their development may be the responsibility of the nodal department. The nodal department may also ensure the follow up of the schemes implemented and maintenance of proper records on assets created under SCP in district /block etc.

F.No.M-13054/1/2008-SCSP/TSP  
Planning Commission  
(BC & TD Division)

\*\*\*

Yojana Bhawan, Sansad Marg,  
New Delhi, dated 18<sup>th</sup> August, 2009

**OFFICE MEMORANDUM**

**Sub: Modification in SCSP/TSP Guidelines.**

\*\*\*

Please refer to Planning Commission's D.O.No.M-13011/3/2005-SCSP, Dated 31.10.2005 regarding Guidelines for formulation, implementation and monitoring of Scheduled Castes Sub Plan (SCSP) for Scheduled Castes and Tribal Sub Plan (TSP) for Scheduled Tribes.

2. In order to expand the coverage of villages for benefiting larger number of Scheduled Caste beneficiaries, Planning Commission has decided to modify the existing guidelines of SCSP. The caption under the components of SCSP/TSP quoted in para.2 of the existing guidelines is "Outlay for area-oriented schemes directly benefiting Scheduled Castes hamlets/villages having a **majority of Scheduled Castes population**/Tribal hamlets and villages shall be included in SCSP and TSP". The word "**majority of Scheduled Castes population**" is replaced with "**having more than 40% Scheduled Caste population**".

Sd/-  
(Naini Jayaseelan)  
Adviser (SJ)

**Chief Secretary**  
(Kind Attn. Shri Subodh Chandra Agrawal)  
Government of Punjab  
Punjab Civil Secretariat  
Chandigarh-160001

(Tele:-0172-2740156  
Fax:-0172-2742488)

D.O.No. M-13054/2/2005-BC

**CHANDRA PAL**  
**ADVISER**  
**(MLP/SP(E), SCP & TSP)**  
**Tele Fax:23096584**

**GOVERNMENT OF INDIA**  
**PLANNING COMMISSION**  
**YOJANA BHAWAN**  
**NEW DELHI-110001**

**December 29, 2005**

**Dear Sir,**

Special Component Plan (SCP) for Scheduled Castes (SCs) and Tribal Sub Plan (TSP) for Scheduled Tribes(STs) have been important methods used in the planning process for quite some time in order to ensure that outlays and benefits from the general sectors of the plans flow to SCs and STs at least in proportion to their population both in physical and financial terms. Detailed guidelines have also been issued by the Planning Commission to the States(vide D.O No. M 13011/3/2005-SP-Co. dated 31.10.2005) by way of reiteration of the existing instructions, relating to the formulation and implementation of SCP/TSP at the State Level. In this connection, it may be noted that the list of major and minor heads of account of Union and States as issued by the Controller General of Accounts provides that TSP(Code 796) and SCP(Code 789) may be opened as minor head below the functional major head/sub major head wherever necessary. SCP and TSP funds have to be made as non-divertible and non-lapsable.

2. Planning Commission has set up a dedicated "Special Component Plan(SCP) and Tribal Sub Plan(TSP) Unit" for Monitoring the implementation of the recommendations of the Inter-Ministry Task Group Report on the Development of Scheduled Castes and Scheduled Tribes and to Review and monitor the SCP and TSP of States. I have taken over the charge of this Unit.

3. It is reiterated that only those schemes should be included under SCP/TSP that ensure direct benefits to individuals or families belonging to SCs & STs. The information regarding the flow of funds to SCP and TSP of your State(Budget, Allocation, Sanction and Expenditure) during 9<sup>th</sup> Plan and the first four years of Tenth Five Year Plan(2002-06) and the details of the schemes/programmes covered for the development and welfare of SCs & STs along with their physical and financial performance may be sent to Planning Commission. In this regard, additional guidelines for preparing important schemes/programmes and performance for monitoring physical and financial performance by the State Government are enclosed for ready reference.

4. It may also be ensured that the State allocates SCP and TSP funds in proportion to the SC and ST population in the State during Annual Plan 2006-07. It is also reiterated that Secretary, Social Welfare/Tribal Welfare should be the nodal Officer in the designing of schemes/programmes of SCP and TSP and allocation of funds to the implementing Departments/agencies. If it is not feasible, a dedicated Unit of SCP and TSP may be constituted

in the Planning Department of the State with the Secretary, Social Welfare/Tribal Welfare as Nodal Officer for designing, implementing and monitoring of SCP and TSP schemes/programmes in the State.

With regards,

Yours sincerely,

**-Sd/-  
(Chandra Pal)**

**Encl: As above.**

**Shri Jai Singh Gill,  
Chief Secretary, Secretariat,  
Chandigarh, Punjab.**

**Additional Guidelines for preparing Schemes/Programmes under Special Component Plan and Tribal Sub Plan by the State Government.**

The State Government should prepare Special Component Plan(SCP) and Tribal Sub-Plan(TSP) as per the proportion of SC and ST population of the State. The guidelines issued recently by the Planning Commission to the State Governments for the SCP and TSP formulation, implementation and monitoring need to be strictly adhered and followed (D.O.No.M-13011/3/2005-SP-Co dated 31.10.2005).

The State Government should also prepare a detailed report on all the development indicators for the general population, SCs and STs especially focusing on agriculture, education(primary, middle, technical and higher), health, industry and service sectors. The gap of development indicators between the general population, SCs and STs has to be bridged within a period of 10 years.

State Level Monitoring Committee for SCP/TSP under the Chairmanship of Hon'ble Minister, Social Welfare/ Tribal Welfare should be constituted with Principal Secretary/ Secretary, Social Welfare/Tribal Welfare as the Member Secretary. A District level Monitoring Committee for SCP/TSP should also be constituted under the Chairmanship of District Collector with all the district level officers as its members. Block level Committee may also be constituted under the Chairmanship of President, Block Samiti where BDO and others will be its members. Monitoring of SCP/TSP schemes/programmes should be undertaken by these committees every month and quarterly performance review. Quarterly Performance Review report should be communicated to the SCP & TSP Unit, Planning Commission. A proforma for submitting financial and physical progress of the SCP/TSP schemes/programmes is enclosed for sending the relevant information to Planning Commission.

It is emphasized that, there is a need to implement schemes relating to the Welfare of SCs and STs under these two components. The details of some of the schemes suggested for implementation by the State Government are as under:-

1. The villages with 50% and above SC/ST population may be saturated first and provided with all the development activities under Bharat Nirman, schools, education, skill development, trainings for self employment, etc.
2. A group of 5-10 SC/ST farmers may be constituted for skill development by the State Agriculture Department/ Extension Agencies. This group may be provided a package of small tractors with accessories, tube wells in the electrified villages and pump sets in non-electrified villages may be provided with other agricultural inputs like quality seeds, pesticides, fertilizers etc. This farmers group may also be given training for cultivation of suitable crops and for undertaking activities in the sectors of fisheries, animal husbandry, horticulture, etc.
3. An educational complex in the name of educational institute may be set up in each district. The facilities relating to sports, multi-purpose hall, intermediate college with sports education may be provided in this institute on the pattern of Navodaya Vidala and Kendriya Vidala. This educational institute will also have classes from 1 to 12 with hostel facilities for 70% SC/ST boys and girls and 30% boys and girls from general population. 70% expenditure of this institute will be provided from the SCP earmarked funds and 30% will come from the General Plan.

4. In every Divisional Headquarters, a polytechnic may be set up. Further, one or two training colleges for nursing and para-medical training courses, for nurses, ANMs, Physiotherapists, technicians, radiologists may be provided exclusively for SCs & STs. The nursing colleges exclusively for SC/ST girls may be attached to medical colleges provided. 70% expenditure of this institute will be provided from the SCP earmarked funds and 30% will come from the General Plan. The expenditure for running these courses will be made out of Special Component Plan outlay earmarked in the State.
5. In each district, coaching-cum-guidance centres may be opened in Universities/Colleges appearing for various competitions. The expenditure of these coaching-cum-guidance centres may be borne out of SCP/TSP funds.
6. Good quality it is may be established in each District for imparting employable skill exclusively for the unemployed SC/ST youth for providing employment opportunities within and outside the State. To tackle the problem of unemployment, training courses (not routine training courses) should be started in a big way in the State. These capsule training courses may consist of 4-5 months theoretical training on personnel management, material management, financial management, marketing management and 6-7 months practical training. Such trained personnel should be provided loans at cheaper interest rates from the Banks/SC/ST Development Corporation to start production ventures in clusters, in those areas where infrastructural facilities already exist. There should be a commercial complex in the main market of District Head Quarter and shops/ outlets to be allotted to these trained SC/ST entrepreneurs to sell their produce/manufactured goods.
7. The candidates preparing for various competitive exams like admission in engineering colleges and medical colleges and other services may be allowed to take admission in any reputed private training center and their full fees should be reimbursed by the Government from SCP/TSP funds.
8. Government may also think of providing one time financial support of say Rs.25 to Rs.40 lakhs to the recognized social institutions for starting intermediate/degree colleges in each Block exclusively for SC/ST boys and girls or admitting 70% SC/ST boys and girls and 30% boys and girls from general population as is being done in U.P.
9. It was suggested that residential schools for SC/ST boys and girls should be set up in all the districts where percentage of the SC and ST concentration is high. The residential schools should have the facilities of vocational training, coaching-cum-guidance center, sports center and cultural center. Under vocational training, training related to trades like electrician, electronics, fitter, draftsman, mechanic, plumber, fashion design, computer, data entry operator etc., need to given by starting IITs in SC/ST dominated areas. Technical education should be given due importance so as to provide self-employment to SCs and STs.
10. The tuition fee of the SC and ST students studying in private colleges and institutions should be fully reimbursed by the Social Welfare/Tribal Welfare department under SCP and TSP funds.
11. The State Government should provide scholarships to SC and ST students for all income groups studying in classes I to X as in U.P. The rate of stipend may be worked out realistically by the State.
12. Road and connectivity is another important sector which affect the transport and communication of the villagers. All the villages having more than 50-



- 60% of SCs and STs concentration need to be saturated first with road connectivity. The programmes under Bharat Nirman may be targeted especially to SC/ST village development.
13. In those villages where no land is available especially in SC and ST dominated areas, land should be purchased and allotted to homeless for construction of houses under Indira Awas Yojana.
  14. The forest villages in the State need to be converted into revenue villages where basic minimum services have to be provided like education, housing, drinking water, health facilities, road connectivity, etc.
  15. Conversion of dry toilets to wet toilets may also be taken out of these funds in a big way so that scavenging colonies should be developed with rehabilitation programme.
  16. There is always food scarcity in SC and ST dominated areas and the State Government is suggested to select Self-Help Groups of 5-10 SCs and STs and they may be allotted ration shops for distribution of essential commodities. Subsidy/loan could also be provided to them on recoverable terms up to Rs.5 lakhs.
  17. Training may also be imparted in the existing Police Training Centres or Home Guards training centres to SC and ST youth (18-21 years) who have passed Matriculation for Constables and Home Guards. While the Home Guards will look after the security of the villages as Village Defence Committee, the later may be recruited as Constables in the State Government. Similarly, training may also be given to atleast 5000 SCs/STs for Conductor and Driver jobs through State Transport Corporation.
  18. The State Government was suggested to provide Rs. 25000/- towards Kanya Dhan for SC/ST girls who passed out Intermediate Examination.
  19. In urban slum areas a multi-purpose community shall need to be provided to cater to the needs of the SC families.

**GOVERNMENT OF PUNJAB  
DEPARTMENT OF WELFARE OF SCHEDULED CASTES AND BACKWARD CLASSES**

To

All the Heads of the Department/  
All the Divisional Commissioners/Deputy Commissioners /  
ADC (Development)-Cum- Nodal Officers Special Component Plan  
in the State of Punjab.

No. 3/2/2003-SA II/474

Dated , Chandigarh the 11<sup>th</sup> March, 2003

**Subject :- Implementation of “Maharashtra Model” for Special Component Plan (SCP) in the State of Punjab.**

\*\*\*\*

With a view to checking the diversion of Special Component Plan funds meant for the Welfare of Scheduled Castes population in the State to the general sectors, the State Government after due consideration has decided to adopt the “ Maharashtra Model” for the implementation of the schemes framed under the Special Component Plan by various Departments with the following stipulations:-

- 1 The “ Maharashtra Model” for Special Component Plan in the State of Punjab would be implemented w.e.f. the financial year 2003-2004. The quantification of Special Component Plan funds would be made proportionate to the percentage of the scheduled castes population of the State out of the State Plan allocation.
- 2 The allocation under the Special Component Plan would be provided in lumpsum under the single budget demand head of the Department of Welfare of SCs and BCs in proportionate to the percentage of SC population in the State, at the time of the finalization of the State Plan by the Department of Planning and in the budget by the Finance Department.
- 3 A committee consisting of Principal Secretary, Welfare of Scheduled Castes and Backward Classes, Principal Secretary, Planning and Principal Secretary, Finance or their representative would allocate/decide the allocations/diversions of funds from the pooled funds of the Special Component Plan and monitor the implementation of the Special Component Plan schemes.
- 4 The Welfare Department will enhance/ reduce the allocations of beneficiary oriented schemes as per requirement of the particular scheme within the pooled funds of the Special Component Plan. However, the funds shall not be diverted from the beneficiary oriented schemes to the infrastructure oriented schemes without the approval of Planning and Finance.
- 5 The Department of Welfare will approach on a monthly basis to the Finance Department for release of funds keeping in view the schemes approved so that any curtailment of Plan during the financial year by Finance Department can be easily implemented.

In view of the above, all the Department are requested to frame Special Component Plan Schemes after undertaking detailed exercise with a view to making them effective for the upliftment of Scheduled Castes population in the State and send the same to the Directorate of Special Component Plan, Welfare Department , Punjab.

Sd/-  
Under Secretary Welfare

Endst. No. No. 3/2/2003-SA II/475

Dated : 11/3/2003

A copy of the above is forwarded to the all Financial Commissioners/Principal Secretaries/ Administrative Secretaries to Govt. of Punjab for kind information and further necessary action please.

Sd/-  
Under Secretary Welfare

**GOVERNMENT OF PUNJAB  
DEPARTMENT OF WELFARE  
(DIRECTORATE OF SCHEDULED CASTES SUB PLAN)**

**Notification**

**the 10<sup>th</sup> February, 2014**

**No. RO(SCSP)-76/2014/ 712** The Governor of Punjab is pleased to issue the following guidelines regarding implementation of Scheduled Castes Sub Plan(SCSP) in the State :-

- (i) The SCSP size will be made proportionate to the percentage of SC population of the State out of the total Annual Plan allocation including the non-budgeted allocation on the pattern of the State Annual Plan.
- (ii) The SCSP funds will not be divertible but will be lapsable on the pattern of the State Annual Plan funds. The funds booked under SCSP can only be diverted by a committee under the Chairmanship of Secretary Welfare with one representative each from the finance and the planning departments. However, no diversion of SCSP funds will be made to the general sector.
- (iii) The department of welfare will be the nodal department for formulation and monitoring of the implementation of SCSP. In case of schemes exclusively meant for SCs, the implementing departments will formulate the schemes in consultation with the welfare department. However, in case of general plan schemes, the implementing departments will consult the welfare department only regarding the SCSP components of those schemes.
- (iv) The concerned implementing departments will be fully responsible for proper implementation of SCSP schemes/ components, audit and reconciliation of accounts for these schemes/components from the Accountant General (Audit), Punjab and replies to the Punjab Vidhan Sabha/Public Accounts Committee and any other function which is required to be performed as a head of the department for implementation of plan schemes including the SCSP schemes/ components.
- (v) The allocation under SCSP schemes/components included in the SCSP budgeted allocation will continue to be booked in the Minor Head-789-“SCP for SCs” below the major/sub-major head under the respective demand of the concerned implementing departments.
- a) In case of non beneficiary oriented schemes, a portion equal to SC

population (~32%) will be booked under SCSP.

- b) In case of irrigation and agriculture departments, where SC beneficiaries are substantially less, only half of the portion equal to SC population (~16%) will be booked under SCSP.
- c) The beneficiary oriented schemes will be further put under two categories. One, where the percentage of SCSP is less than portion equal to SC population (<32%) and the other, where the percentage will be equal or more than the portion equal to SC population (≥32%).
- d) As per the guidelines of the Planning Commission, the expenditure incurred on the infrastructure created in the villages having 40% or more SC population, can be fully booked under SCSP expenditure. Therefore, under such schemes, 40% allocation will be booked under SCSP.
- e) The percentages under SCSP schemes/components will be worked out by the welfare department in consultation with the departments based on historical data and future trend within the overall SCSP component determined on the basis of resources finalised by the Planning Commission, GOI/ Finance Department, Punjab.
- (vi) The concerned administrative departments will seek the concurrence of the welfare department in accordance with the instructions issued for the clearance of plan schemes by the planning department from time to time regarding the beneficiary oriented SCSP schemes/components, wherein, the direct benefit accrues to the individual or the families belonging to the Scheduled Castes. The identification of beneficiaries oriented schemes/components will be done by the welfare department in consultation with the implementing departments. However, the approval of both the general and Special Component Plan (now SCSP) will be accorded by the Punjab State Planning Board through the usual process being followed for the approval of Five Year/Annual Plans.
- (vii) The department of welfare will prepare as many schemes as possible directly benefitting the SC population. The planning department will endeavour to include as many schemes as possible in the Annual Plan with the requisite allocation.
- (viii) The department of welfare will enhance/reduce the scheme-wise/component-wise SCSP allocation in consultation with the departments within the revised plan size indicated by the finance department, Punjab at the time of finalisation of revised estimates/supplementary for the Plan Budget.
- (ix) The inclusion/deletion of SCSP schemes/components will be done by the welfare department in consultation with the departments within the revised plan size indicated by the finance department, Punjab at the time of finalisation of revised estimates/supplementary for the Plan Budget.

- (x) The prior approval , if required , for any issue relating to formulation of SCSP which is within the purview of the finance department as per Allocation of Business Rules will be obtained.
- (xi) The department of welfare, being the nodal department, in case faces any problem in formulation and monitoring the implementation of SCSP, will take necessary action in consultation with the department of planning and the department of finance

2. This supersedes the instructions issued vide No. 3/2/2003-SA-II/474, dated 11-3-2003 regarding implementation of Special Component Plan (Now SCSP) in the State on the basis of 'Maharashtra Model'

**Chandigarh**  
the, 10<sup>th</sup> February, 2014

**Anurag Agarwal, IAS**  
Secretary to Govt. of Punjab  
Department of Welfare

A copy of the above is forwarded to the followings as a member of the Cabinet Sub Committee for information.

Sd/-  
**Secretary Welfare**

To

1. Sh. Sarwan Singh Phillaur,  
Jail, Tourism, Cultural Affairs, Archives and Museums  
and Printing & Stationery Minister.
2. Sh. Adaish Partap Singh Kairon,  
Food, Civil Supplies & Consumer Affairs, Information  
and Technology and Food Processing Minister.
3. Sh. Gulzar Singh Ranike,  
Animal Husbandry & Fisheries, Dairy Development and Welfare of  
SCs, & BCs Minister.
4. Sh. Madan Mohan Mittal,  
Industries and Commerce, Technical Education and Industrial  
Training and Parliamentary Affairs Minister.
5. Sh. Parminder Singh Dhindsa,  
Finance & Planning Minister.

U.O. No. RO(SCSP)-76/2014/713-717

Dated 10 February , 2014

Endst. No. RO(SCSP)-76/2014/718

Dated 10 February , 2014

A copy of the above is forwarded to the Chief Secretary, Punjab for information

Sd/-  
**Secretary Welfare**

Endst. No. RO(SCSP)-76/2014/719

Dated 10 February , 2014

A copy of the above is forwarded to the PSCM for the kind information of the Hon'ble Chief Minister, Punjab .

Sd/-  
**Secretary Welfare**

Endst. No. RO(SCSP)-76/2014/720

Dated 10 February , 2014

A copy of the above is forwarded to the Principal Secretary, Finance w.r.t. their I.D No. 11/97/2012-5FE6/627 dated 13.12.2013 for information and necessary action .

Sd/-  
**Secretary Welfare**

Endst. No. RO(SCSP)-76/2014/721

Dated 10 February , 2014

A copy of the above is forwarded to the Principal Secretary, General Administration, Punjab w.r.t their ID No.1/15/2014-I/Cabinet/337, dated 3-2-2014 for information.

Sd/-  
**Secretary Welfare**

Endst. No. RO(SCSP)-76/2014/722

Dated 10 February , 2014

A copy of the above is forwarded to the Secretary, Planning w.r.t. their U.O No.1/10-SCSP-PSPB/RO(W)/2013/7994 dated 28.11.2013 for information and necessary action.

Sd/-  
**Secretary Welfare**

Endst. No. RO(SCSP)-76/2014/723-725

Dated February , 2014

A copy of the above is forwarded to the following for information and necessary action :-

1. Secretary, Planning Commission,  
Govt. of India, New Delhi.
2. Secretary to Govt. of India,  
Ministry of Social Justice & Empowerment,  
Shastri Bhawan, New Delhi.
3. Secretary,  
National Commission for Scheduled Castes,  
Lok Nayak Bhawan, Khan Market, New Delhi.

Sd/-  
**Secretary Welfare**

A copy of the above is forwarded to all the Financial Commissioners/Principal Secretaries/Administrative Secretaries to Govt. of Punjab for information and necessary action .

Sd/-  
**Secretary Welfare**

To

All the Financial Commissioners/  
Principal Secretaries and Administrative Secretaries

U.O. No. RO(SCSP)-76/2014/726-801

Dated 10 February , 2014

Endst. No. RO(SCSP)-76/2014/802

Dated 10 February , 2014

A copy of the above is forwarded to the Director, National Commission for Scheduled Castes, State Office, Chandigarh for information and necessary action.

Sd/-

**Director (SCSP)-Cum-Joint Secretary**

Endst. No. RO(SCSP)-76/2014/803-807

Dated 10 February , 2014

A copy of the above is forwarded to all the Divisional Commissioners in the State for information and necessary action.

Sd/-

**Director (SCSP)-Cum-Joint Secretary**

Endst. No. RO(SCSP)-76/2014/808-933

Dated 10 February , 2014

A copy of the above is forwarded to all the Heads of Departments for information and necessary action.

Sd/-

**Director (SCSP)-Cum-Joint Secretary**

Endst. No. RO(SCSP)-76/2014/934-956

Dated 10 February , 2014

A copy of the above is forwarded to all the Deputy Commissioners in the State for information and necessary action.

Sd/-

**Director (SCSP)-Cum-Joint Secretary**

Endst. No. RO(SCSP)-76/2014/957

Dated 10 February , 2014

A copy along with C.D. is forwarded to the Controller, Printing & Stationery, Punjab, Chandigarh with the request to publish this notification in the Punjab State Ordinary Gazette and 200 copies of the same may kindly be supplied to this department for record.

Sd/-

**Director (SCSP)-Cum-Joint Secretary**

Endst. No. RO(SCSP)-76/2014/958

Dated 10 February , 2014

A copy of the above is forwarded to the Member Secretary, Punjab State Commission for Scheduled Castes, Chandigarh for information and necessary action.

Sd/-

**Director (SCSP)-Cum-Joint Secretary**



Endst. No. RO(SCSP)-76/2014/959-981

Dated 10 February , 2014

A copy of the above is forwarded to all the Chairmen, District Planning Committees in the State for information and necessary action.

Sd/-

**Director (SCSP)-Cum-Joint Secretary**

Endst. No. RO(SCSP)-76/2014/ 982-1004

Dated 10 February , 2014

A copy of the above is forwarded to all the Additional Deputy Commissioners (Dev)-cum-Nodal Officers (SCSP) in the State for information and necessary action.

Sd/-

**Director (SCSP)-Cum-Joint Secretary**

Endst. No. RO(SCSP)-76/2014/1005-1027

Dated 10 February , 2014

A copy of the above is forwarded to all the District Welfare Officers in the State for information and necessary action.

Sd/-

**Director (SCSP)-Cum-Joint Secretary**

**GOVERNMENT OF PUNJAB  
WELFARE DEPARTMENT  
(DIRECTORATE OF SCHEDULED CASTES SUB PLAN)**

**Notification**

The 30<sup>th</sup> April, 2010

**No. RO(SCSP)-27/2800-A** The Governor of Punjab is pleased to constitute a State Level Review Committee for monitoring and review of schemes under Scheduled Castes Sub Plan (SCSP) and Special Central Assistance (SCA) programmes, and to take policy decisions on the guidelines w.r.t. SCSP/SCA issued from time to time by the Planning Commission/Ministry of Social Justice and Empowerment, Government of India.

The composition of the committee will be as under:-

- |     |  |                    |
|-----|--|--------------------|
| 1.  | Chief Minister, Punjab   | : Chairman         |
| 2.  | All (Scheduled Caste) Members of the State Lok Sabha.  | : Member           |
| 3.  | Finance Minister, Punjab   | : Member           |
| 2.  | Welfare Minister, Punjab   | : Member           |
| 4.  | Chief Secretary, Punjab  | : Member           |
| 5.  | Principal Secretary to Chief Minister, Punjab  | : Member           |
| 6.  | Principal Secretary to Government of Punjab Department of Finance  | : Member           |
| 7.  | Principal Secretary to Government of Punjab Department of Planning   | : Member           |
| 8.  | Principal Secretary to Government of Punjab, Department of Welfare of SCs/BCs.                                   | : Member           |
| 9.  | All the Financial Commissioners/ Principal Secretaries/Administrative Secretaries concerning SCSP                | : Members          |
| 10. | Five Non official SC members to be nominated by the Government out of which at least one shall be a woman member | : Members          |
| 11. | Director, Scheduled Castes Sub Plan  | : Member Secretary |

**Terms of Reference of the Committee**

1. The committee will make an appraisal on the status of implementation of guidelines of Government of India and the policy decisions of the State Government w.r.t. SCSP/SCA and make firm suggestions for removal of the difficulties being faced in their implementation.
2. The committee will monitor the physical and financial performance of schemes under SCSP and SCA programmes and examine the status of implementation of these schemes in the State.

3. The committee shall meet atleast two times in a year

**Chandigarh**  
**The 23<sup>rd</sup> April, 2010**

**Tilak. R. Sarangal, IAS,**  
**Principal Secretary to Government of Punjab,**  
**Department of Welfare of Scheduled Castes and**  
**Backward Classes**

Endst. No. RO(SCSP)-27/2801

Dated: Chandigarh the 30-4-2010

A copy is forwarded to the Principal Secretary to Chief Minister, Punjab for kind information of Hon'ble Chief Minister, Punjab.

Sd/-  
Principal Secretary Welfare

Endst. No. RO(SCSP)-27/2801

Dated Chandigarh the 30-4-2010

A copy is forwarded to the following for information and necessary action please :-

1. All (Scheduled Caste) Members of the State Lok Sabha
2. Finance Minister, Punjab
3. Welfare Minister, Punjab
4. Chief Secretary to Govt. of Punjab
5. Principal Secretary to Hon'ble Chief Minister Punjab
6. Principal Secretary, Department of Finance
7. Principal Secretary, Department of Planning.
8. Principal Secretary, Department of Welfare of SCs & BCs
9. All the Financial Commissioners/Principal Secretaries/Administrative Secretaries concerned with SCSP

Sd/-  
Principal Secretary Welfare

Copy to:

1. PA/Director (SCSP)

**GOVERNMENT OF PUNJAB  
DEPARTMENT OF WELFARE  
(WELFARE CELL NON PLAN)**

**Notification**

**No. 3/45/99-WC-6/2386**

**Dated, Chandigarh 15-12-2009**

The Governor of Punjab is pleased to constitute the State Level Standing Tripartite Committee to monitor the implementation of strategies of Scheduled Castes Sub Plan.

2. The composition of the Tripartite Committee will be as given below:-

- |    |   |                  |
|----|---|------------------|
| 1  | Minister-in-Charge, Welfare of Scheduled Castes and Backward Classes, Punjab                              | Chairman         |
| 2. | Chief Secretary, Punjab   | Member           |
| 3. | Principal Secretary to Government of Punjab, Department of Finance  | Member           |
| 4. | Principal Secretary to Government of Punjab, Department of Planning                                       | Member           |
| 5. | Principal Secretary to Government of Punjab, Department of Welfare of Scheduled Castes & Backward Classes | Member           |
| 6. | Director, National Commission for Scheduled Castes, Chandigarh  | Member           |
| 7. | Director, Scheduled Castes Sub Plan   | Member Secretary |

Terms of Reference of the Committee :-

- I The committee will review the implementation of the guidelines issued by the Govt. of India and policy decisions taken by the State Govt. concerning SCSP/SCA and suggest specific measures to remove the difficulties being faced in their implementation.
- II The committee, in line with the guidelines of Govt. of India/State Govt. will give suggestions regarding formulation and implementation of specific new/additional schemes for socio economic development of Scheduled Castes.

III The committee will review the progress of schemes under the Scheduled castes Sub Plan (SCSP) and Special Central Assistance (SCA) programme and suggest measures for their effective implementation.

IV The committee will hold two meetings in a year.

3. This supersedes the order issued vide letter No. 3/45/99-WC6/2950, dated 12-11-2007.

**Tilak.R. Sarangal, IAS,  
Principal Secretary to Govt. of Punjab,  
Department of Welfare of Scheduled  
Castes and Backward Classes**

**Endst. No. 3/45/99-WC-6/ 2398**

**Dated: Chandigarh the 15-12.2009**

A copy is forwarded to the following for information and necessary action please.:-

- 1 Welfare Minister, Punjab
- 2 Chief Secretary, Punjab
3. Principal Secretary, Finance, Punjab
- 4 Principal Secretary, Welfare of SCs & BCs, Punjab
5. Principal Secretary, Planning, Punjab
6. All the Financial Commissioners/Principal Secretaries/Administrative Secretaries concerned with SCSP (As per list enclosed)
7. All the Heads of the Departments concerned with SCSP (As per list enclosed)
- 8 Accountant General, Punjab, Chandigarh
- 9 Secretary, Planning Commission, Govt. of India, Yojna Bhawan, New Delhi
- 10 Secretary to Govt. of India, Ministry of Social Justice & Empowerment, Shastri Bhawan, New Delhi
- 11 Director, National Commission for Scheduled Castes, Chandigarh
- 12 Director, Scheduled Castes Sub Plan, Punjab

Sd/-  
**Joint Secretary Welfare**

**Annexure – VIII**

**GOVERNMENT OF PUNJAB  
DEPARTMENT OF WELFARE  
(DIRECTORATE OF SCHEDULED CASTES SUB PLAN)**

**Notification**

The 9<sup>th</sup> September, 2013

**No. SCSP-3/2013/3993** - The Governor of Punjab is pleased to constitute District Level Monitoring Committee in each District in the State to monitor the schemes under Scheduled Caste Sub Plan (SCSP) and Special Central Assistance (SCA) programmes. The composition of the committee will be as under:-

- |   |   |                     |
|---|---|---------------------|
| 1. The Chairperson, District Planning Committee of the respective district  | : | Chairperson         |
| 2. Deputy Commissioner  | : | Member              |
| 3. All the members of the Punjab Vidhan Sabha of the District concerned   | : | Members             |
| 4. Director-cum-Joint Secretary, SCSP or his representative   | : | Member              |
| 5. District level Officers of all the departments concerned with the Scheduled Caste Sub Plan (SCSP)                  | : | Members             |
| 6. Chairman Zila Prishad  | : | Member              |
| 7. Vice Chairman Zila Prishad   | : | Member              |
| 8. Mayor Municipal Corporation in case district headquarters is a Corporation city                                    | : | Member              |
| 9. Deputy Mayor Municipal Corporation in case district headquarters is a Corporation city                             | : | Member              |
| 10. All the Presidents of the Local Bodies in the district:   | : | Members             |
| 11. Deputy Economic & Statistical Advisor of the District concerned.  | : | Member              |
| 12. Concerned District, District Welfare Officer  | : | Member              |
| 13. Five non-official SC members to be nominated by the Government, out of which at least one shall be a woman member | : | Members             |
| 14. Additional Deputy Commissioner (Dev)  | : | Member<br>Secretary |

**Terms of Reference of the Committee**

1. The main function of the committee will be to monitor and review the Financial and Physical progress achieved through the funds made available to the districts under Scheduled Caste Sub Plan (SCSP) and Special Central Assistance (SCA) programme.

2. Based on the monitoring report, the committee will make firm suggestions for bringing about improvement in implementation of schemes/programmes for the welfare of SCs.
3. The District Level Monitoring Committees will prepare schemes for the SC people residing in Panchayati regions of the concerned District keeping in view the genuine needs for their development and make recommendation for inclusion of these schemes in the District Plan.
4. The Committee shall meet four times in a year i.e. once in every quarter.
5. The headquarters of the district concerned will be the headquarters of the committee.
6. No TA/DA will be given to the non-official members.
7. The term of the Committee will depend upon satisfaction of the Government..

**Chandigarh**  
**The 9<sup>th</sup>. Septmeber, 2013**

**Anurag Aggarwal, IAS**  
**Secretary to Government of Punjab,**  
**Department of Welfare of Scheduled Castes**  
**and Backward Classes .**  
Dated Chandigarh the 9-9-2013

Endst. No. SCSP-3/2013/3994

A copy is forwarded to the Special Secretary/Welfare Minister, Punjab for kind information of Hon'ble Welfare Minister, Punjab.

Sd/-  
Director-cum-Joint Secretary

Endst. No. SCSP-3/013/3995

Dated Chandigarh the 9-9-2013

A copy is forwarded to the Private Secretary to Principal Secretary, Welfare, Punjab for kind information of Hon'ble Principal Secretary, Welfare.

Sd/-  
Director-cum-Joint Secretary

Endst. No. SCSP-3/2013/3996-4493

Dated Chandigarh the 9-9-2013

A copy is forwarded to the following for information and necessary action please:-

1. All the Chairpersons, District Planning Committees in the State.
2. All the Deputy Commissioners in the State.
3. Members, Punjab Vidhan Sabha from the concerned district.
4. Director, Scheduled Castes Sub Plan
5. All the heads of the departments concerned with SCSP.
6. All the District Level Heads of the Departments concerned with SCSP
7. Chairpersons of all the Zila Prishads in the State.
8. Vice Chairpersons of all the Zila Prishads in the State
9. Mayors of all the Municipal Corporations in the State.

10. Deputy Mayors of all the Municipal Corporations in the State.
11. Presidents of all the Local Bodies/Notified Area Committees in the State
12. All the Deputy Economic & Statistical Advisors in the State.
13. All the District Welfare Officers in the State.
14. All the Additional Deputy Commissioners (Dev.) in the State.

Sd/-  
Director-cum-Joint Secretary

Copy to:

1. PA/Director –cum-Joint Secretary.
2. All Deputy Director, SCSP.



**GOVERNMENT OF PUNJAB  
DEPARTMENT OF WELFARE  
(WELFARE CELL NON PLAN)**

**Notification**

No. 3/45/09-WC6/174

08.01.2010

The Governor of Punjab is pleased to constitute Monitoring Committee in every Block to monitor the schemes being implemented under Scheduled Caste Sub Plan (SCSP) and Special Central Assistance (SCA) programme.

The composition of the committee will be as under:-

- |     |   |   |                  |
|-----|---|---|------------------|
| 1.  | Sub Divisional Magistrate   | : | Chairman         |
| 2.  | Block Development and Panchayat Officer   | : | Member           |
| 3.  | Tehsildar Concerned   | : | Member           |
| 4.  | DSP Concerned   | : | Member           |
| 5.  | Naib Tehsildar  | : | Member           |
| 6.  | Block level S.D.O. Punjab State Electricity Board   | : | Member           |
| 7.  | Child Development & Project Officer   | : | Member           |
| 8.  | SMO Concerned   | : | Member           |
| 9.  | All Members of respective Block Samiti  | : | Members          |
| 10. | Five SC non official members to be nominated by the Government, out of which at least one shall be a woman member | : | Members          |
| 11. | Tehsil Welfare Officer  | : | Member Secretary |

**Terms of Reference of the Committee**

1. The main function of the committee will be to monitor and review the schemes being implemented at Tehsil/Block level under Scheduled Caste Sub Plan (SCSP) and Special Central Assistance (SCA) programme.
2. Based on the monitoring report, the committee will make firm suggestions for bringing about improvement in implementation of schemes/programmes for the welfare of SCs.
3. The Committee shall meet after every quarter.
4. No TA/DA will be given to the non-official members.
5. The term of the Committee will depend upon satisfaction of the Government

The committee will send the progress report on the implementation of the SCSP schemes and SCA programme at the Block level to the concerned Deputy Commissioner and Director, Scheduled Castes Sub Plan (SCSP).

**Chandigarh  
25<sup>th</sup> January, 2010**

**Tilak. R. Sarangal, IAS,  
Principal Secretary to Government of Punjab,  
Welfare of Scheduled Castes and Backward Classes**

A copy is forwarded to all the concerned for information and further action, as given below :-

1. All the Sub Divisional Magistrates in the State.
2. All the Block Development & Panchayat Officers in the State.
3. All the Tehsildars in the State.
4. All the DSPs in the State.
5. All the Naib Tehsildars in the State.
6. All the Block Level Sub Divisional Officers of Punjab State Electricity Board in the State.
7. All the Child Development & Project Officers (CDPO) in the State.
8. All the Senior Medical Officers in the State.
9. Members of all the Block Samities in the State.
10. All Tehsil Welfare Officers in the State.

Sd/-  
Joint Secretary Welfare

**GUIDELINES ON UTILISATION OF SPECIAL CENTRAL ASSISTANCE TO SCHEDULED CASTES SUB PLAN**

A.K CHOUDHARY  
JOINT SECRETARY  
TEL NO. 23381643  
SHASTRI BHAWAN, NEW DELHI  
D.O. 11014/21/97-SCD-II

GOVERNMENT OF INDIA  
MINISTRY OF SOCIAL JUSTICE  
AND EMPOWERMENT

DATED 6<sup>TH</sup> OCTOBER 1998.

**Subject: Special Central Assistance (SCA) to Special Component Plan (SCP) for Scheduled Castes (SCs)- Modifications in the criteria for release of SCA to States/UTs, utilization etc.**

...

As you are aware, Special Central Assistance is provided to State Governments/UT Administrations as an additive to their Special Component Plan for Scheduled Castes. Its main objective is to give a thrust to the development programmes for Scheduled Castes with reference to their occupational pattern and the need for increasing the productivity of and income from their limited resources. It will help in bringing about occupational diversification in the labour surplus economy. SCA is expected to give thrust to family oriented schemes of economic development of SCs below the poverty line, by providing resources for filling the critical gaps and for providing missing vital inputs so that the schemes can be more meaningful. Since the schemes/programmes for SCs may be depending upon the local occupational pattern and the economic activities available, the States/UTs have been given full flexibility in utilizing SCA with the only condition that it should be utilized in conjunction with SCP and other resources available from other sources like various Corporations, financial institution etc.

2. An illustrative list of areas under various sectors of development where SCA could be utilized has already been circulated vide this Ministry's d.o. letter No.19020/35/93-SCD-VI dated 29<sup>th</sup> July, 1993 (copy enclosed as Annexure I). The condition of blocks having 50% or more of SC population for use of SCA for infrastructural development programmes has been relaxed and villages having 50% or more of SC population can now be considered for infrastructural development programmes with the support of SCA funds. Only 10% of the total SCA released to the State Government/UT Administration in a year should be utilized for infrastructural development programmes. Copy of the d.o. letter No.19020/35/93-SCD-VI dated 7th September, 1998 issued in this connection is enclosed as Annexure-II.

3. The continuation of the Scheme of Special Central Assistance to Special Component Plan for SCs during the IX Five Year Plan has been approved by the Cabinet Committee on Economic Affairs with the following modifications and conditions: -

- (i) The SCA will be released to the state Governments/UT Administrations on the basis of following criteria:-
  - (a) On the basis of SC population of the States/UTs. 40%
  - (b) On the basis of relative backwardness of the States/UTs (inverse of State Per Capita Domestic Product) 10%
  - (c) On the basis of the percentage of SC families in the States/UTs covered by composite economic development Programmes in the Plans to enable them to cross the Poverty line. 25%
  - (d) On the basis of the Special Component Plan to the Annual Plan as compared to the SC population percentage in the States/UTs 25%
- (ii) 2% of the total budget allocation for the scheme will be earmarked for North Eastern States, which implement SCP for SCs.
- (iii) 15% of the total SCA released to the States/UTs, On the basis of the Criteria a (i) above will be utilized by State Governments/UTs Administrations exclusively on viable income generating economic development schemes/Programmes for SC Women.
- (iv) 5% of the total SCA released to the States / UTs will be utilized by them exclusively for the economic development of disabled persons among SCs
- (v) 3% of the total SCA released to the States /UTs shall be utilized by the States/UTs for supervision, monitoring and evaluation of economic development schemes implemented with the support of SCA funds.
- (vi) Second installment of SCA should be released to the States/UTs after ensuring expenditure of cumulative opening balances of the previous year and 75% of the first installment for the current year.

4. The limit of SCA permitted for staff meant for supervision implementation, monitoring and evaluation of Schemes at various levels has been increased from 1% to 3% taking into account the requirement of staff and infrastructure for the purpose at all levels of implementation. Proper and timely utilization of SCA funds on viable schemes for the economic development of SC families below the poverty line needs greater attention. The State Governments/UT Administrations should strengthen their monitoring mechanism at State and district levels. There should be regular feed back through monthly progress report on implementation and utilization of funds from the implementing agencies to the District Level

Monitoring Committee and from District Level Committee to the State Level Monitoring Committee on quarterly basis. The Secretary of the Department concerned with the SC welfare and development should send the quarterly progress report on utilization of SCA within 15 days after the end of each quarter and the annual progress report on the utilization of funds within 3 months of the end of each financial year to the Government of India, Ministry of Social Justice and Empowerment. Based on the progress reports received from the State Governments/UT Administrations, the Ministry will send consolidated State-wise report on the subject especially on utilization of funds under SCA to SCP indicating diversion of funds, if any to the Planning Commission.

5. Late release of funds to the Implementing departments/agencies, non-utilization of funds sanctioned/released to the implementing departments/agencies for the purpose for which it is sanctioned, accumulation of unspent balances of funds for considerable long period with the implementing departments/agencies, keeping funds in Civil Deposits, Fixed deposits, saving bank accounts, P.L.A. etc. for considerable long period, lack of proper action plan for implementation of schemes, sanction of funds for schemes without ascertaining their feasibility and viability, leakage of benefit of schemes meant for SCs to Non-SCs, etc. decelerate the process of economic development of the target group. An effective device needs to be evolved to remove such shortcomings/loopholes so that the purpose of SCA could be served meaningfully. Amongst various measures for effective implementation of development schemes for SCs, the following points may be given more stress: -

- i) Release of funds to the implementing agencies without loss of time after getting the SCA from the Government of India.
- ii) Separate Account of SCA released to the implementing agencies may be maintained and utilization of SCA funds by the implementing agencies may be watched regularly through periodical progress reports from the implementing agencies.
- iii) It may be ensured that Utilization Certificates from the concerned implementing agencies are obtained in time.
- iv) Annual Audit of SCA accounts of State and District/Block Level Implementing Agencies may be ensured.
- v) Keeping SCA funds in civil deposits, fixed deposits, saving bank account, PLA etc. for long periods by implementing agencies or nodal department may be discouraged. Delay in identifying schemes & beneficiaries and sanction of schemes and release of assistance to the beneficiaries often lead to deposit the funds in various accounts.
- vi) Release of funds to the implementing agencies without ascertaining the utilization of funds released to them earlier leads to accumulation of unspent balances and increase in the deposit in various accounts. Identification of viable schemes as per

the developmental needs of SCs and identification of eligible beneficiaries to be considered for assistance in a financial year should be completed well before the commencement of the financial year. Sanction of schemes and release of assistance can thus be ensured in time soon after the receipt of SCA funds. This will help in avoiding last minute sanction of schemes at the fag end of the financial year and in ensuring the full utilization of funds.

6. The Government of India, Ministry of Social Justice and Empowerment will intimate the tentative allocation of SCA to State Governments/UT Administration at the beginning of the financial year and will release the first installment of SCA on the basis of SC Population and relative backwardness of States/UTs during the first quarter of the financial year. The State Governments/UT Administrations should furnish the information on effort-based criteria {the criteria at (c) and (d) mentioned in Para 3 (i)} and the utilization of SCA released to them during the previous year and first installment released during the current year, in the month of August every year. This will ensure the release of second installment in the beginning of the second half of the financial year.

7. Utilization of 15% and 5% of total SCA released to the State Governments/UT Administrations exclusively for the economic development schemes/programmes for SC women and disabled persons among SCs respectively may be ensured from this year (1998-99) onwards. The progress on utilization of SCA for SC Women and disabled among SCs indicating the schemes implemented, funds utilized and the number of beneficiaries covered, may be furnished to this Ministry within a month after the end of this financial year. From next year onwards the progress report in this regard may be furnished to this Ministry within one month after the end of each six months period.

8. The skill developing training programmes to be implemented with the support of SCA funds should be formulated in such a way that after the completion of training, the placement of trained candidates either in waged employment or in self-employment is ensured.

9. Follow up of the beneficiaries after the schemes are sanctioned to them is necessary to ascertain whether they have acquired necessary assets and utilizing the assets for income generating activities. Proper maintenance of records regarding the accounts of funds received, given to the beneficiaries including subsidy and bank loan, full address of the beneficiaries, assets created under various schemes sanctioned to the beneficiaries, etc. by the implementation departments/agencies should be ensured.

10. I shall be grateful, if the various measures for ensuring full utilization of SCA funds and effective implementation of schemes for the benefit of the target group are given adequate attention and made into practice.

Yours sincerely,  
Sd/-  
(A.K. Choudhary)

To

1. The Chief Secretary of 24 States/UTs as per list attached.
2. The Secretary concerned with SC Welfare & development of the 24 States/UTs as per list enclosed.

Copy to:

1. Adviser (SW&BC), Planning Commission, Yojana Bhavan, New Delhi.
2. Secretary, National Commission for SC/ST, Loknaya Bhavan, New Delhi.
3. Director, Audit, Officer of the C & AG, Indraprastha Estate, ITO, New Delhi
4. Director (Finance), Ministry of Social Justice and Empowerment, Shastri Bhavan, New Delhi.

Sd/-  
(A.K Choudhary)  
Joint Secretary

**ANNEXURE-I**

JOINT SECRETARY  
TELE NO; 381652

GOVERNMENT OF INDIA  
MINISTRY OF WELFARE  
SHASTRI BHAWAN  
NEW DELHI-110001

D.O. NO.19020/35/93-SCD-VI

DATED: 29.7.93

Dear Shri

The scheme of Special Central Assistance (SCA) to Special Component Plan (SCP) for the Scheduled Castes is linked with the Government of India's strategy for the development of Scheduled Castes. The main objective of the scheme is to give a thrust to the economic development programmes for the Scheduled Castes with reference to their occupational pattern and secondly, to increase the productivity of and income from their limited resources. A series of instructions have been issued regarding the purposes for which Special Central Assistance could be utilized for the development of the Scheduled Castes.

2. On examination of information received from the State Governments/Union Territory Administrations, it has been found that a large chunk of the Special Central Assistance has been spent without effective linkage with the viability of the scheme. Some States had also kept the funds unspent for long intervals.

3. Despite considerable efforts made to extend the benefits of educational and other developmental programmes to ensure the upper mobility of Scheduled Cases, it is found that there is much to be desired. The major problem being faced in the area of Scheduled Cases development continued to be economic, educational and social. The need for special attention for groups like landless agricultural labourers marginal farmers, artisans, civic sanitation workers, flayers, tanners and leather workers and other unorganized labour continues to be crucial.

4. Considering all these, in amplification of earlier guidelines, it has been decided that the scope of the existing Special Central Assistance should include infrastructure development programmes in blocks having 50% or more of Scheduled Castes population subject to the condition that the SCA allocation should be made use of in such a way as to encourage larger efforts on development of Scheduled Castes on the part of States/Union Territories.

5. Accordingly, an illustrative list of items under various developmental sectors is enclosed herewith for which Special Central Assistance to Special Component Plan could be utilized on specific viable schemes covering Schedules Cases population individually and/or in clusters, immediate steps for utilization of the SCA to SCP may be taken according to these revised guidelines.



6. I shall be grateful if you issue necessary directions to all concerned in this regard under intimation to the Ministry of Welfare and Planning Commission.

With regards,

Yours Sincerely,

Sd/-  
(GANGA DAS)

Chief Secretaries of all  
States/Union Territories.

No.19020/35/93-SCD-VI

Dated the 29<sup>th</sup> July 1993

Copy forwarded for necessary action to:-

1. Secretary, Planning Commission, New Delhi
2. Advisor (BC), Planning Commission, New Delhi. Secretary to the Government of India, All Ministries/Deptt,

Sd/-  
(GANGA DAS)  
JOINT SECRETARY

## **FAMILY ORIENTED CUM INCOME GENERATING SCHEMES FOR DEVELOPMENT OF SCHEDULED CASTES FAMILIES: -**

### **1. AGRICULTURE**

- (a) Training-Cum-demonstration to Scheduled Castes farmers.
- (b) Distribution of seeds/fertilizers, minkits and pesticides to Scheduled Castes farmers in addition to the usual programmes of Agriculture department.
- (c) Commercial crops programme in Scheduled Caste cultivators' land .
- (d) High yielding variety programme in Scheduled Caste cultivators' land in addition to the usual programmes of Agriculture department.
- (e) Assistance to persons/landless agricultural labourers belonging to Scheduled Castes for reclamation/development of their lands.

### **2. HORTICULTURE**

- (a) Taking up fruit and vegetable plantation in Scheduled Castes beneficiary land
- (b) Training to Scheduled Castes in growing, marketing of fruits and vegetables produce
- (c) Small nurseries seed farms incidental to the above.

### **3. LAND REFORMS**

- (a) Assistance to Scheduled Caste families who have been distributed surplus land for developing and cultivating the land.
- (b) Preparation of land records of block having 50% or more Scheduled Caste population.

### **4. MINOR IRRIGATION**

- a. Check-dams, diversion channels, water harvesting structures, dug-wells, tube-wells, cooperative lift points for Scheduled Caste groups/community in areas having 50% or more Scheduled Caste beneficiaries.
- b. Subsidy/assistance to individual beneficiaries for dug-wells, tube wells, irrigation pump sets, farm ponds.

### **5. SOIL CONSERVATION**

- a. Plantation of food and species as part of soil conservation measures.

### **6. ANIMALHUSBANDRY**

- (a) Supply of milk cattle, poultry, goat, sheep, pigs and duck units to Scheduled Caste families.
- (b) Assistance to dairy and poultry cooperative societies in the areas with substantial Scheduled Caste population.

### **7. FORESTRY**

- a. Development of Social and agro-forestry benefiting Scheduled Caste Families.

### **8. FISHERIES**

- a. Assistance to Scheduled Caste Families for pisciculture.
- b. Training of Scheduled Castes in fish production collection etc.
- c. Development of Scheduled Caste fishermen cooperative
- d. Subsidy/assistance to Scheduled Caste fishermen to purchase fishing boats, nets etc.

## **9. VILLAGE & SMALL INDUSTRIES**

- (a) Skill development training to traditional Scheduled Caste artisans in modern methods of production.
- (b) Assistance to Scheduled Caste artisans/craftsmen for setting up of business and small and cottage industries.
- (c) Entrepreneurship development training to Scheduled Castes.
- (d) Bee Keeping
- (e) Sericulture
- (f) Introduction of new craft programmes among Scheduled Caste families.

## **10. COOPERATIVES**

- a. Formation of new cooperatives and strengthening existing Cooperatives with substantial Scheduled Caste members for promoting ventures in traditional occupations like leather works, weaving and brick-making etc.
- b. Strengthening of consumer cooperatives, labour cooperatives and other cooperatives having a substantial number of Scheduled Castes members.
- c. Working capital assistance to Scheduled Caste cooperatives engaged in production of consumable items etc.
  
- d. Training to Scheduled Caste members of cooperatives in management and administration cooperatives.
- e. Processing/marketing cooperatives.

## **11. EDUCATION**

- a. Establishment and running of residential schools in areas having low level literacy.
- b. Repairs and proper upkeep of existing schools/hostels meant for Schedule Castes.

## **12. SCHEDULED CASTE WOMEN.**

- a. Assistance to Scheduled Caste Women and their cooperatives for their production and marketing of consumer goods.
- b. Training of Scheduled Caste women in schemes designed to improve family earning.

## **13. ECOLOGY AND ENVIRONMENT**

Programmes of improvement of ecology and environment having a bearing on family-oriented economic programmes.

## **14. MINIMUM NEEDS PROGRAMME**

- a. Establishment of dispensaries/hospital/ centers for Homeopathic, Naturopathic and Yogic cures in areas having 50% or more Scheduled Caste population.
- b. Establishment of mobile medical dispensaries so that all areas of SC concentration can be targeted for the provision of health services.
- c. Provision of electric supply and light to the Scheduled Caste habitats.
- d. Provision of drinking water to Scheduled Caste habitats where there are no drinking water facilities.
- e. Development of village link roads and small C.D. Works in areas/blocks having 50% or more Scheduled Caste population.

**Annexure – X(II)**

**GANGA DAS**  
JOINT SECRETARY  
TELE NO; 381652

GOVERNMENT OF INDIA  
MINISTRY OF WELFARE  
SHASTRI BHAWAN  
NEW DELHI-110001

D.O. NO.19020/35/95-SCD-VI

**DATED: 27.10.93**

Dear Shri

Please refer to my D.O. letter of even number dated 29<sup>th</sup> July, 1993, regarding Special Central Assistance (SCA) to Special Component Plan (SCP) and amplified guidelines thereon with an illustrative list of items under various developmental sectors where SCA could be utilized in blocks having 50 per cent or more of Scheduled Caste population.

2. In this connection, it is clarified that the “ amplified guidelines do not alter the principle of SCA being an additive to SCP and its utilization in conjunction with SCP for filling the critical gaps and for providing missing inputs on viable schemes for the economic development of Schedules Caste families. **SCA should not be used to substitute the obligations for State Governments under their Plan and non-plan allocations for Scheduled Castes. Use of SCA with the SCP for establishing and running residential schools should strictly be in areas having low literacy, particularly in those areas where literacy level amongst SC female is below two percent.** Similarly utilization of SCA with SCP for the items mentioned under Minimum Needs Programmes should be in those areas where such facilities are not available for Scheduled Castes.”

With regards,

Yours sincerely,  
Sd/-

(GANGA DAS)

To  
Secretary, Social Welfare Of all states/UTs as per the list.

A.K. CHOUDHARY  
TEL 3381643;  
D.O. No.19020/35/93-SCD-VI/II

MINISTRY OF SOCIAL JUSTICE  
AND EMPOWERMENT  
GOVERNMENT OF INDIA  
SHASTRI BHAVAN, NEW DELHI  
DATED 7<sup>th</sup> SEPTEMBER 1998.

Dear

Kindly refer to this Ministry's d.o. letter of even number dated 29.7.1993 regarding amplification of guidelines on Special Central Assistance to Special Component Plan for Scheduled Castes, extending the scope of its utilization also for infrastructure development programmes in the blocks having 50 per cent or more of SC population .

2. On the basis of requests from various State Governments for exemption of blocks having 50 percent or more of SC population for utilization of SCA for infrastructural development programmes, the matter was re-examined and it is found that the benefit of infrastructure development out of SCA funds is possible only for SCs in a few blocks in the country spread over in four States. Since most of the villages in the country with high concentration of SC population are lacking basic infrastructure for providing drinking water facilities, health care facilities, link roads, educational facilities, etc. to SC population, it has been decided to relax the condition of blocks having 50 per cent or more of SC population for use of SCA for infrastructural development programmes. SCA may now be utilized for infrastructural development programmes in villages with 50% or more of SC population, where infrastructural facilities for overall development of SCs are lacking.

3. Since the main objective of SCA is the economic development of SC population in order to bring them above the poverty line, only 10% of the total SCA released to the State/UT in a year should be utilized for infrastructural development programmes in the villages having 50 per cent or more of SC population.

4. As you are aware, SCA is an additive to the SCP of State/UT and its utilisation should primarily be on income generating schemes/programmes of economic development of SCs in conjunction with SCP as well as resources available from other sources like various corporations, financial institutions etc. The basic principle of utilization of SCA in conjunction with SCP for filling the critical gaps and for providing missing inputs on viable schemes may strictly be followed while utilizing SCA for economic development schemes as well as infrastructure development programmes. SCA should not be used to substitute the obligations of State Government/UT Administrations under their plan and non-plan allocations for SCs.

5. The details of villages where SCA funds are utilized for the purpose of infrastructural development and the physical achievement thereon may also be included in the quarterly and annual progress reports on utilization of SCA to be furnished to this Ministry by the State Government/UT Administrations.

With regards,

Yours sincerely,  
Sd/-  
(A.K. CHOUDHARY)  
Joint Secretary

To

1. Chief Secretaries of 24 States ( as per list attached)
2. Secretaries in charge of SC Welfare ( as per list attached )

Copy for information to:

1. Advisor (SW&BC), Planning Commission, Yojana Bhavan, New Delhi
2. Secretary, National Commission for SCs & STs, Lok Nayak Bhavan, New Delhi
3. Accountant General in 24 States /UTs
4. Director, Office of the C & AG, New Delhi

Sd/-  
(A.K.CHOUHARY)  
Joint Secretary

## Annexure – X(III)

D.O No.11014/5/98-SCD-II

S K PANDA

Tel: 3387924(O)

FAX: 3384918 New Delhi-110001

Ministry of Social Justice and Empowerment .

Government of India, Shastri Bhavan

New Delhi-110001

Dated 9.10.2000

Dear

As you are aware, guidelines on provision of Special Central Assistance (SCA) to Special Component Plan (SCP) of the State Governments/UT Administrations was last revised and circulated vide d.o. No.11014/21/97-SCD-II dated 6.10.98. As this assistance is provided as an additive to the SCP for welfare of Scheduled Castes, the amended guidelines provided that the State Governments/UT Administrations will have full flexibility in utilizing the SCA, subject to the condition that it should be utilized in conjunction with the SCP and other resources available from other sources like various corporations, financial institutions etc. The SCA is to be utilized mainly for assisting SC families, living below the poverty line bridging the critical gaps and providing missing inputs of vital nature for making the schemes more meaningful. Utilization of upto 10% of the SCA for development of required infrastructure is provided under the guidelines.

2. With a view to implement the schemes in a more focused manner, the State Government/UT Administration have been requested to submit project report for utilization of admissible SCA during 2000-01 indicating the economic activities proposed to be financed, provision of required forward and backward linkages, flow of institutional finance and other details. This Ministry's D.O. letter number 11014/30/99-SCD-II (Pt) dated 25.5.2000 may please be referred to in this regard. We have not received detailed project reports from your State so far. The first installment of SCA has been released to your State based on population and relative backwardness. You are requested to give your personal attention and arrange for sending project reports and utilization certificate in respect of the amount sanctioned so far at the earliest. It may please be noted that release of 2nd instalment of SCA would be considered only on getting the project reports and utilization certificate.

3. Subsequent to issue of the guidelines indicated above, certain clarification on utilization of the SCA by the State Government/UT Administration have been sought. The position in respect of the points raised is hereby clarified as follows:

(i) In this Ministry's letter No.16011/1/94-SCD-IV dated 23<sup>rd</sup> August, 1994, it was clarified that SC beneficiaries, living below the poverty line may be provided assistance under SCA in manner similar to those admissible under the Integrated Rural Development Programme (IRDP). The Ministry of Rural Development has launched the Swarnajayanti Gram Swarozgar Yojana (SGSY) in April, 1999, in place of IRDP, as a holistic programme covering all aspects of self employment, such as organization of poor into self help groups, and provision of training, credit, technology, infrastructure and marketing etc. to such groups, for enabling the poor families to cross the poverty line. The SGSY adopt a project approach for each key activity. The poor families are to be assisted for taking up viable income generating activities, through a mix of institutional finance and subsidy. Guidelines of SGSY provides that credit will be the critical component and subsidy will be the only a minor and enabling element. In view of the above,

relevant provisions of SGSY, may be adopted as a totality, while utilizing SCA. Amount of subsidy admissible under SGSY i.e. subject to a maximum of Rs.10, 000 per beneficiary may accordingly be adopted in case of Special Central Assistance. The number of SC families assisted under the Scheme and the number crossing the poverty line may be monitored and reported to the Ministry on quarterly basis.

(ii) As regards selection of SC families living below poverty line and definition of poverty line, the guidelines issued by the Planning Commission and the procedure laid down by the Ministry of Rural Development for selecting the beneficiaries through the Panchayati Raj Institutions may be adopted.

(iii) Special Central Assistance should be utilized only for the purpose specified under the guidelines and should not be diverted for any other purpose.

4. We are separately communicating dates for discussing the SCP of your State for the year 2000-01 as well as the project report for utilization of SCA, some time in Oct-Nov 2000. As the matter relates to welfare of Scheduled Castes, I shall be grateful to you for giving your personal attention on the matter and arrange to send the project report and SCP document at the earliest.

Yours sincerely,  
Sd/-  
(S.K. PANDA)

Secretary  
Social Welfare Deptt.  
Govt. of (24 States)  
(As per list attached)



No.11014/8/2003-SCD-II

**Government of India  
Ministry of Social Justice & Empowerment**

Shastri Bhavan, New Delhi  
Dated 29.3.2007

To,  
(27 States/UTs)

**Subject: - Guidelines for utilization of Special Central Assistance (SCA) to the Scheduled Castes Sub Plan (SCSP).**

The fundamental objectives and the basic operative principles of the approved Special Central Assistance scheme are (a) economic development of the SC target groups by way of employment or self employment either in primary or secondary or tertiary sectors, (b) Special emphasis on training and skill development with forward linkages for employment and occupational diversification.

2. It has been the endeavor of this Ministry to serve the larger cause of the target groups by guiding the State Governments in directing their efforts and initiatives from time to time. As a further initiative, the Ministry has decided to draw a new road map for the empowerment of the SC target groups in tune with the opportunities offered by the modern era of globalization and liberalization. In this exercise the most important component is quality and excellence, both in professional education and training which have a direct linkage with high -end employment.

3. The need of the hour is to promote sunrise sectors through the Special Central Assistance mechanism without leaving any scope or possibility for dilution of the qualitative excellence of the new programmes. While doing so the emphasis would rest on choosing the best out of the available market by diligent observance of norms of propriety and transparency. It is thus felt necessary to include capacity building programmes matching the new sunrise high-end sectors within the existing format of the scheme of Special Central Assistance. An illustrative list of such sectors is Commercial Pilot Course, Aviation and Hospitality Course, course in Fashion Technology, General Nursing Course and Hotel Management Course. These are all income generating activities and fit into the scheme of Special Central Assistance.

4. The recent public private partnership initiative taken by the Government of Karnataka in such high-end sunrise sectors have come to the notice of this Ministry. They have started various training courses after a competitive exercise and deliberate effort to have minimal possible costs. This Ministry would like similar or better initiatives by other States also.

5. The focus of Special Central Assistance is to bring in economic development through occupational diversification and professionalization in a changing market situation. The development approach of the Governments therefore needs to change with the changing course of Indian economy. The States need to identify the activities according to their felt needs and support them through Special Central Assistance if they fit into the broad mandate of the scheme.

6. With these amplifications, the State Governments/UT Administrations are requested to open up more avenues for the SC youth to prove their potential and excellence in high-end income generating activities.
7. These guidelines will come into effect/introduced from 2007-08
8. This issues with the approval of competent authority.

Yours sincerely,  
Sd/-  
(Arbind Prasad)  
Joint Secretary to Government of India

No.11014/8/2003-SCD-II

**Government of India  
Ministry of Social Justice & Empowerment**

Shastri Bhavan, New Delhi

To

The Secretaries in charge of SC Welfare,  
All States/UTs.

Dated 24.8.07

**Subject: Guidelines for utilization of Special Central Assistance to Scheduled Caste Sub Plan.**

Sir,

The scheme of Special Central Assistance to Scheduled Caste Sub Plan was started in 1980 to give a thrust to the development programmes for the Scheduled Castes (SCs), with particular reference to their occupational pattern and to the need for increasing the productivity of and income from their limited resources.

2. In view of the varying needs and availability of opportunities in different States of the country and even with different regions of the same State, State Govts have been given flexibility in choice of scheme to be implemented out of SCA. However, this Ministry has been issuing enabling guidelines from time to time to focus directions of the State Govts towards newer avenues and to address some of the chronic disabilities suffered by SCs, especially with respect to lack of access to essential services.

3. Atrocities on SCs is an area of concern. Lack of basic infrastructural facilities is one of the important factors responsible for incidents of atrocities in the remote and inaccessible villages/habitations of Scheduled Castes. Further, awareness among SCs about the legal provisions to check the atrocities is limited by the lack of education.

4. In order to address the concerns stated above, special steps are required to be taken. As a first step all the State Govts. should identify atrocity prone areas. For development of these areas, State Govt are requested to undertake following activities out of the SCA released by the Ministry Guidelines for utilizing upto 10% of SCA released in a year on infrastructure development in SC dominated Blocks/villages were issued vide this Ministry's letters dated 29.7.93 and 7.9.98. Priority should be given to identify atrocity prone areas in implementation of infrastructure development schemes. Setting up of primary schools for Scheduled Castes; and Coverage of beneficiaries from these identified Districts on priority basis under the income-generating beneficiary oriented schemes.

5. Since SCA is provided as an additive, the funds earmarked for SCSP under different sectors of the State Plan should be effectively mobilized and pooled together for deriving optimum outcome.

6. These guidelines will come into effect immediately.

Yours Sincerely,  
Sd/-

(Dr. Arbind Prasad)

Joint Secretary to Government of India

No.11014/22/2012-SCD-II

**Government of India,  
Department of Social Justice & Empowerment**

Shastri Bhavan, New Delhi - 110 15  
Dated 2<sup>nd</sup> May, 2013

To

The Principal Secretary/Secretary,  
Department of Social Welfare/Scheduled Castes Development,  
27 State Govt./UT Administration

Subject:- **Guidelines for utilisation of funds in Skill Development Programmes under the Central Sector Scheme of Special Central Assistance(SCA) to Scheduled Caste Sub Plan(SCSP).**

Sir,

Government of India in the Ministry of Social Justice and Empowerment is implementing a "**Central Sector Scheme of Special Central Assistance(SCA) to Scheduled Castes Sub Plan(SCSP)**" since 1980 for the development of Scheduled Castes who form the major chunk of the country's population living below the poverty line. The main objective of this scheme is to give a thrust to family oriented schemes of economic development of Scheduled Castes living below the poverty line. The important provisions of the scheme, inter alia, include the following: Utilisation of 15% and 5% of total SCA released in a year to be used for the economic development of SC women and disabled persons among SCs respectively; Upto 10% of the total SCA released in a year can be utilized for infrastructure development programmes in villages having more than 50% SC population; Upto 3% of SCA released in a year can be utilised for monitoring and evaluation of the scheme.

2. This Ministry, vide letter No.11014/8/2003-SCD-II, dated 29.03.2007 (copy enclosed), had also issued guidelines for utilisation of funds for economic development of the SC target group by laying emphasis on training and skill development, as well as working out forward linkages for employment and occupational diversification in the primary, secondary and tertiary sectors. However, so far, there was no earmarking of funds under the Scheme, specifically for skill development programmes.

3. The State Governments/UT Administrations are, therefore, requested that at least 10% of the funds of SCA to SCSP should be utilised for skill development programmes within existing framework of the Scheme w.e.f the current financial year 2013-14, in order to enhance the employability of the target group.

4. This issues with approval of Competent Authority.

Yours faithfully,  
Sd/-  
(Sanjeev Kumar)  
Joint Secretary to Government of India

Encl: As above

**Annexure – X(VI)**

**No.11014/22/2012-SCD-II**

**Government of India  
Department of Social Justice and Empowerment**

Shastri Bhavan,  
New Delhi - 110 115

Dated 6<sup>th</sup> June, 2013

To

The Principal Secretary/Secretary,  
Department of Social Welfare/Scheduled Castes Development,  
27 State Government/UT Administrations

Sir/Madam,

In continuation of this Ministry's letter No. 11014/22/2012-SCD-II dated 2.05.2013(copy enclosed), the undersigned is directed to state that after completion of the training programmes for skill development of SC beneficiaries, to be implemented with the support of Special Central Assistance to Scheduled Castes Sub Plan funds, placement of, at least, 70% of the trained candidates either in waged employment or in self employment may please be ensured.

Yours faithfully,

Sd/-  
Maulishree Pande  
Tele: 011-23387539

Encl: As above