




GOVERNMENT OF ODISHA

GENDER BUDGET

2020-21

18th February, 2020



FINANCE DEPARTMENT

Table of Contents

Abbreviations

Preface

Executive Summary

1. Introduction.....	1
2. Gender Budget for Odisha.....	2
2.1 Stakeholders of Gender Budgeting	2
3. Scope of Gender Budget.....	4
3.1 Gender Budget Statement.....	4
3.2 Methodology	5
3.3 Steps for preparing Gender Budget Statement	6
4. Analysis and Results	7
Annexure-I.....	17
Annexure-II	23

Abbreviations

AE	Administrative Expenditure
BE	Budget Estimates
CSO	Civil Society Organisation
CSS	Central Sponsored Schemes
EOM	Establishment Operation and Management
FY	Financial Year
GSDP	Gross State Domestic Product
ICDS	Integrated Child Development Services Schemes
MDM	Mid-Day Meal
NPC	National Policy of Children
PDS	Public Distribution System
PE	Programme Expenditure
RE	Revised Estimates
S & ME	School & Mass Education
SDGs	Sustainable Development Goals
SDRF	State Disaster Response Fund
SSS	State Sector Schemes
UN	United Nation
WCD & MS	Women & Child Development and Mission Shakti

Preface

Gender Budgeting is a critical tool for ensuring the required allocation of public funds for advancing **gender equality and women empowerment**. This broadly indicates the significance of translating gender commitments into budgetary commitments. It is also one of the fundamental roadways towards achievement and **mainstreaming of gender equality**, development, and inclusive growth. The principle of gender equality is enshrined in the Indian Constitution in its Preamble, and mentioned in the Fundamental Rights, Fundamental Duties as well as Directive Principles of State Policy. The vision document on Sustainable Development Goals also postulates in mainstreaming gender equality.

It is essential to note that, Gender Budget is not a separate budget for women but is a methodology to assist Government in integrating gender perspective into the budget as the key state plan for public expenditure. Further, ‘Gender Budgeting’ refers to mainstreaming gender in the design, implementation, and evaluation of financial allocations, across all Government expenditures. Gender Budgeting can be mainstreamed either through specifically targeted schemes and programmes for women or by allocating Government funds for women empowerment.

Keeping pace with Government of India, the Government of Odisha has developed its first Gender Budget Statement during FY 2012-13 only for **100% women specific schemes and programmes**. Later, separate provision for women in various composite schemes and programmes were included in the category targeted with greater than **30%** expenditure during 2016-17. Government of Odisha is committed to address the key challenges faced by women in the State including poverty, inequality and violence. It has also been working towards creating increased employment opportunities along with growing space for participation in decision making for women in every sphere of life.

We firmly believe Gender Budget 2020-21 will help the Government Departments in formulating and implementing future gender policies, provisions and programmes. Similarly, this document will equally be useful for UN agencies, non-government organizations, civil society, researchers, and other stakeholders while analysing women related schemes and programmes in the State.

Executive Summary

- The total outlay on 100% gender related schemes has been increased from Rs. 2643.66 Crore during 2018-19 to Rs. 2687.19 Crore in BE 2020-21.
 - Similarly, the expenditure under women in various composite schemes and programmes targeted with greater than 30% on the budget outlay was increased from Rs.40294.67 Crore during 2018-19 to Rs.51008.94 Crore as per BE 2020-21.
 - There are 77 schemes which are 100 % women specific schemes and 434 schemes with greater than 30% women related schemes.
 - Department of Women & Child Development and Mission Shakti have a major share of women specific expenditure with 64.27%, followed by Department of H & FW with 19.53%.
 - The share of **women specific** schemes (100%) is 2.32 % of the share on total State Budget and 0.53 % of the GSDP in 2018-19. Similarly, the share of expenditure for women in various composite schemes (>30%) is 35.36 % of the share of State Budget and 8.13 % of the GSDP in 2018-19.
 - The share of **women specific** schemes (100%) stands at 1.79 % of the share of total State Budget and 0.45 % of the GSDP in BE 2020-21. Similarly, the share of expenditure for women in various composite schemes (>30%) is 34.01 % of the share of State Budget and 8.55 % of the GSDP in BE 2020-21.
-

1. Introduction

Gender Budgeting is an important mechanism that can help integrating the understanding of gender equality into various Government schemes, programmes and policies. As such, Gender Budgeting refers to the process of planning, executing, monitoring, analyzing the budget from a gender lens.

It is significant to note that, Gender Budgeting is not a separate budget for women or men; rather, it is a dissection of the Government Budget to establish its gender-specific impact and to translate gender commitments into budgetary commitments. It also examines the gendered incidence of budgetary policies for effective targeting of public spending and offsetting any undesirable gender-specific consequences of previous budgetary measures.

Before analyzing further on the notion of Gender Budgeting, it is crucial to understand the differences between gender and sex. The **Handbook of Gender Budgeting (2015)** by Government of India defines the concept of gender and sex as,

- Gender: “Gender reflects culturally and socially constructed roles, responsibilities, privileges, relations and expectations of women and men, boys and girls. Because these are socially constructed, they can change over time and differ from one place to another.”
- Sex: “Sex is the biological difference between males and females. It refers to the physical attributes that we are born with. The terms male and female are universally understood. This understanding does not change over time or from one place to another.”

In other words, Gender constitute, the broader socio-cultural contexts, refers to the attributes and opportunities associated with being of male or female and the socio-cultural relationships between women and men, and girls and boys, as well as well as the relationship between Women and those between Men. In this regard, for mainstreaming gender, the Gender Budgeting can play a pivotal role.

Gender Budgeting has four transitional phases, including **knowledge networking and model building, institutional mechanisms, capacity building, and accountability mechanisms** (Chakraborty, 2014). It is a powerful tool for achieving gender mainstreaming, so as to ensure that the benefits of development reaches women as much as men. It is not an accounting exercise but an ongoing process of keeping a gender perspective in policy and programme formulation, its implementation, and periodical review.

Gender Budgeting requires dissection of the Government Budgets to establish its gender differential impacts, and to ensure that gender commitments are translated into budgetary commitments. Given this context, this document has highlighted a few crucial issues as well as the expenditure pattern related to women.

2. Gender Budget for Odisha

India has adopted Gender Budgeting in 2004-05 based on the recommendations of **Ashok Lahiri Committee** constituted by the Ministry of Finance on “**Classification of Budgetary Transactions**”¹. At the Union level, Gender Budgeting was first introduced in Budget 2005-06. The Ministry of Finance issued a Budget Call Circular (BCC) inviting the line Ministries to report on the significance of funds allocations for women. Subsequently, several States and Union Territories have introduced Gender Budgeting. The rationale for Gender Budgeting arises from the recognition of the fact that budgets impact men and women differently through the pattern of resource allocation.

Odisha has taken numerous initiatives for gender mainstreaming through gender budgeting as an integral part of the planning process. The Government of Odisha has introduced the development of Gender Budget Statement in the FY 2012-13. During the initial years, Odisha Gender Budget Statement comprises of only 100% women specific schemes and programmes. Later, during FY 2016-17 schemes for women with more than 30% provision for Gender Budget was introduced along with schemes with 100 % women specific schemes and programmes.

From FY 2016-17 onwards, the Gender Budget Statement was split into two parts:

- **Part A** (schemes and programmes in which 100% provision are for women) and
- **Part B** (schemes and programmes which constitute at least >30% of the provision)

2.1 Stakeholders of Gender Budgeting

The following stakeholders are involved in Gender Budgeting. The roles and activities are different and vary for different stakeholders:

- Ministry/Department of Women and Child Development is the nodal agency at the Central and State level.
- Ministry/ Department of Finance and Planning and Convergence Department.
- Sectoral Ministries and Departments.
- Researcher/Economist/Statisticians, CSO, NGOs Parliamentarians/MLAs and other elected representatives, Media etc.

In India, women constitute more than 48% of the total population. The same is about 49% in case of Odisha (2011, Census). However, the disparity between women and men is very wide when it comes to various development indicators such as health, education, economic and other opportunities, etc.² Therefore, there is a need for special attention and budgetary

¹Source: Ministry of Finance, Government of India. 2004. *Classification of Government Transactions - Report of the Expert Group Constituted to Review the Classification System for Government Transactions*

²For details see: NFHS report, DLHS report and employment and unemployment report

allocation in view of their vulnerability and lack of access to resources and address gender inequalities. In view of this, Gender Budgeting is an important tool for achieving gender mainstreaming. Accordingly, Government of India, based on the information furnished by different Ministries/Departments, has been preparing the Gender Budget Statements from 2005-06 onwards in two parts.

The Statement 13, previously Statement (Statement 19 and 20 till 2016-17) had two parts:

- **Part A:** The list of schemes and programmes in which 100 % allocation is targeted at women.
- **Part B:** The list of schemes and programmes in which at least >30 % expenditure for women in different composite schemes and programmes allocation is anticipated for women.

3. Scope of Gender Budget

The Gender Budgeting is a very essential and significant strategy for **mainstreaming gender equality**. Gender Budgeting helps in measuring the various schemes and programmes specifically designed for women. Given the number of women populations in Odisha,³ it is extremely crucial to provide women equal access to education, health care, work with dignity, and representation in decision-making process as this would support in building **sustainable, social and economic growth** of the State.

Gender Budgeting would in distinct way help to evaluate the various allocations of Government funds and resources that are integrated for women centric policies, schemes and programmes. Thus, there is a need of focusing on such schemes and programmes in order to make provisions that are to be made under women centric schemes and programmes. Accordingly, a conscious decision can be taken in mainstreaming gender through rationalizing the resources.

3.1 Gender Budget Statement

The Gender Budget Statement is a reporting mechanism which can be used by various Ministries and Departments to review their programmes and schemes from a gender lens. It is an important tool for presenting information on the fiscal allocation from a gender perspective.

The Odisha Gender Budget document shall act as a tool for understanding the level of commitment by the Government towards the development of Women in Odisha. Besides, this budget will be an important tool for understanding the scope of enhancement as it reflects and presents the facts and figures of allocated fund towards the development of Women in the State. **This document will particularly help in:**

1. Identifying and mapping out the Departments schemes and programmes aimed at the development of women of the last three fiscal years (2018-19, 2019-20 RE and 2020-21 BE).
2. Identifying Departments scheme wise total and Administrative Expenditure and Programme Expenditure of the last three fiscal years.
3. Examining the budgetary allocation for gender to the share of total Expenditure and Gross State Domestic Product.

In addition to that, the document also aims to identify the scope where the Government can allocate more resources to the overall development of gender and achieve gender equality.

³Source: As per the 2011 census, women population in Odisha is 49 %

3.2 Methodology

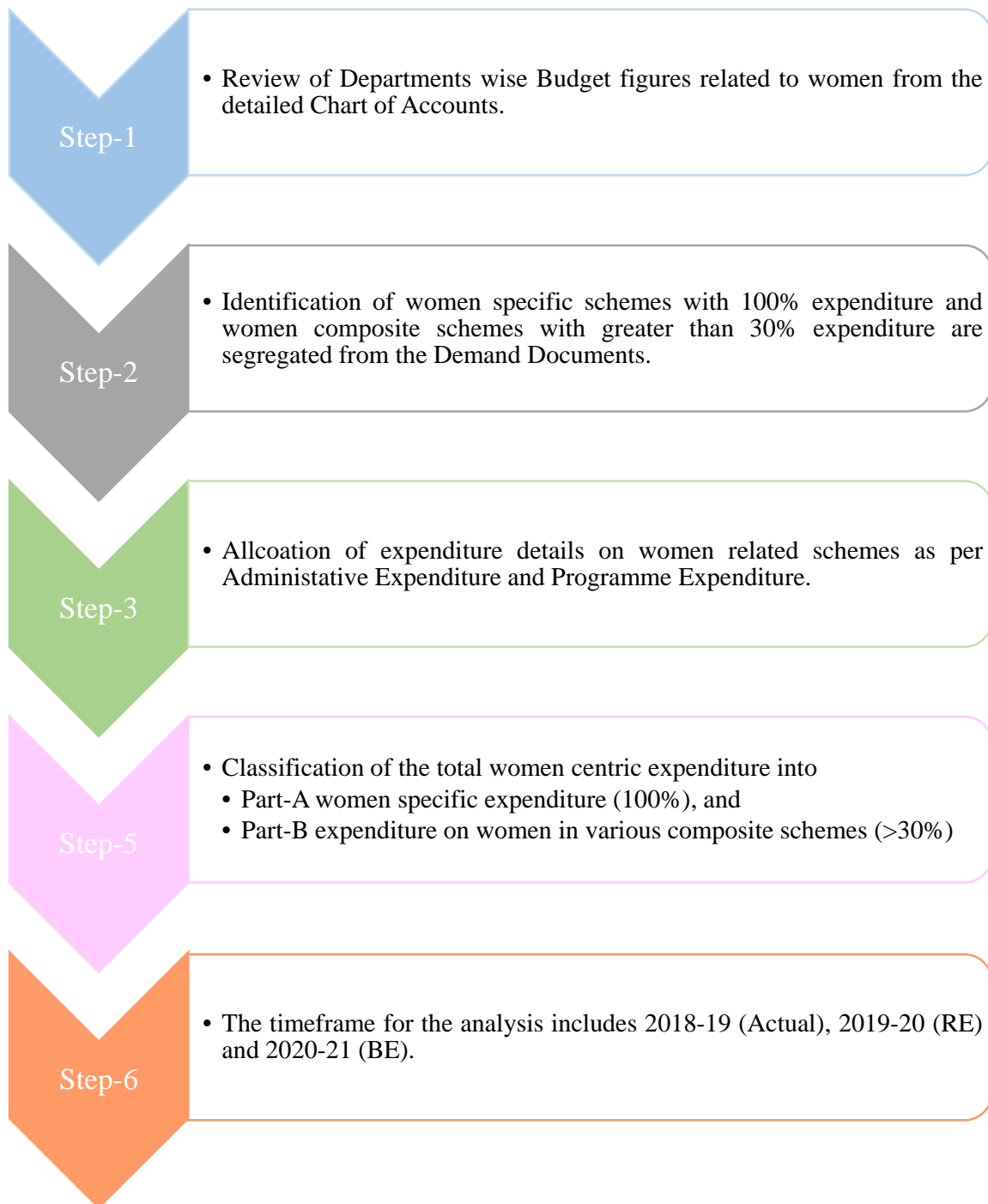
Odisha Gender Budgeting expenditure related to women has been taken by analyzing all the 43 demand for grants under several line departments under Government of Odisha. From the budget documents, the women centric schemes and programmes have been identified.

Accordingly, the gender-related schemes and programmes were identified from each of the Demand Documents. The expenditure details include both Administrative Expenditure (AE) and Programme Expenditure (PE). With regards to the division of schemes and programmes it has two parts, Part A and Part B.

Part A	100 % expenditure on women	This part includes the schemes and programmes that has directly targeted for women.
Part B	>30 % or <100 % expenditure on women	This part includes the schemes and programmes that have expenditure on women in various composite schemes and programmes.

The timeframe for the analysis includes Actuals for the year 2018-19, Revised Estimates for the year 2019-20 and the Budget Estimates for the year 2020-21.

3.3 Steps for preparing Gender Budget Statement



4. Analysis and Results

The result and analysis of Gender Budget in Odisha are extracted from the demand documents Departments. This section illustrates the findings of Department wise numbers of schemes and programmes for women both Central and State share allocation, Total Expenditure and Gross State Domestic Product (GSDP) etc.

The State Government has focused on improving the status of women through its budgetary allocation on various schemes and programmes during FY 2020-21. In the Department of Women & Child Development and Mission Shakti, the budgetary outlay for MAMATA scheme is Rs.305.13 Crore, Mission Shakti Programme is Rs.315.84 Crore, Prevention of Violence Against Women is Rs.5 Crore, Working Women’s Hostel is Rs. 10 Crore, Scheme for Adolescent Girls is Rs.10.84 Crore etc.

Figure-5.1 shows the numbers of scheme and their percentage distribution in 100% women specific schemes. Department of WCD & MS has the highest number of with 30 followed by Department of H & FW with 19 and Department of Home with 6 respectively.

Figure-5.1: Number of schemes in 100% specific schemes (2020-21 BE)

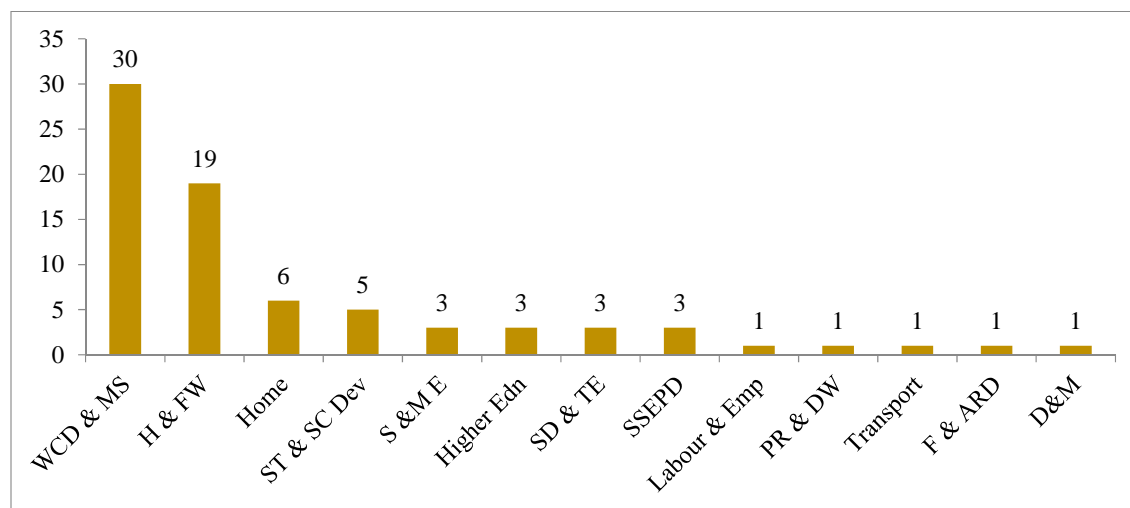
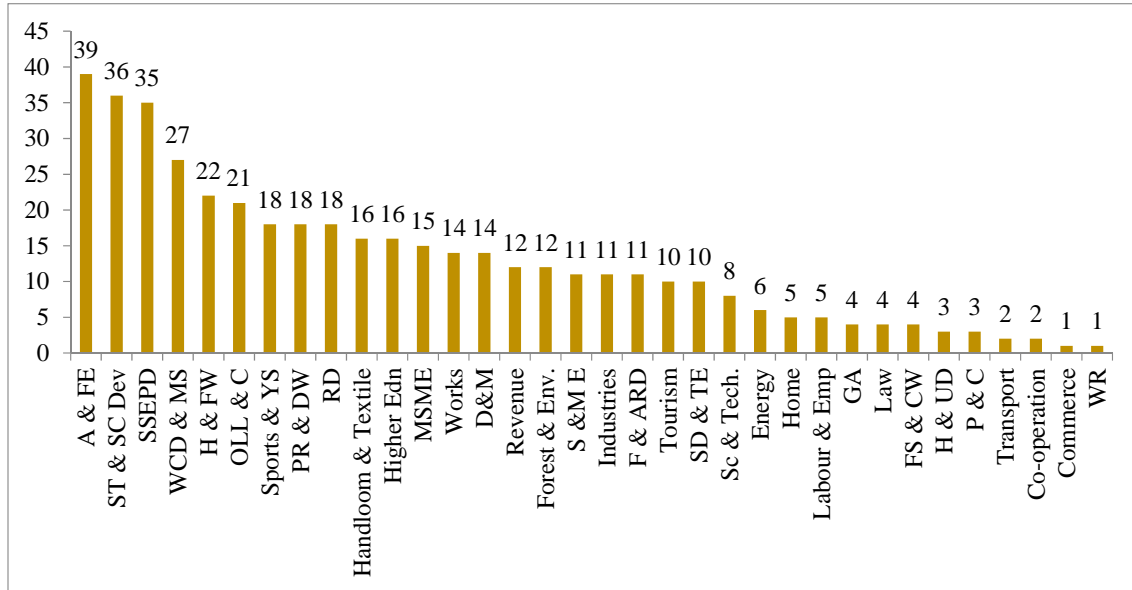


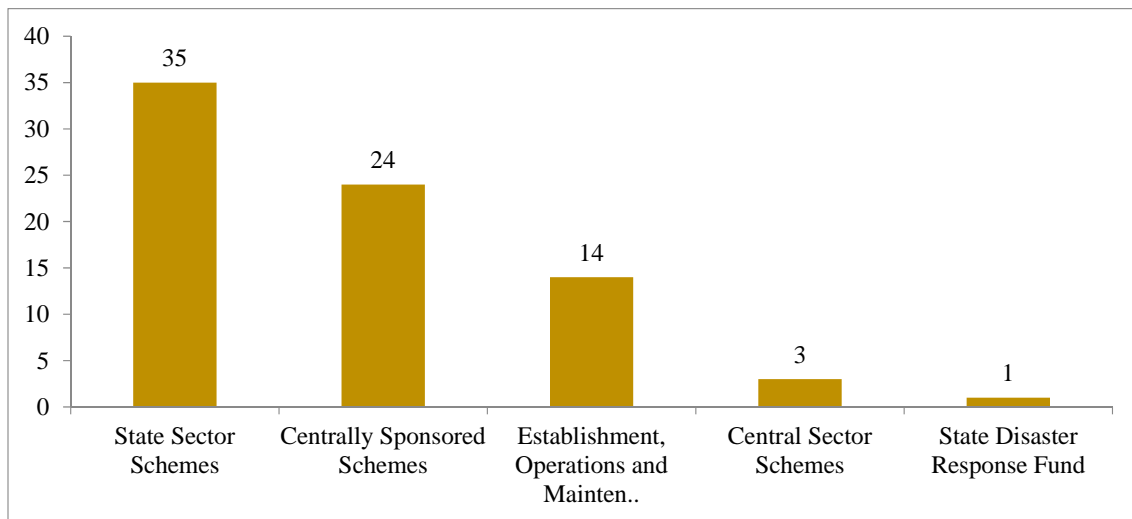
Figure-5.2 shows the numbers of scheme and their percentage distribution in >30% expenditure on women in various composite schemes. Department of Agriculture & Farmers Empowerment has the highest number of schemes with 39, followed by Department of ST&SC Development with 36 and Department of SSEPD with 35 number of schemes and programmes respectively.

Figure-5.2: Number of schemes in >30% schemes (2020-21 BE)



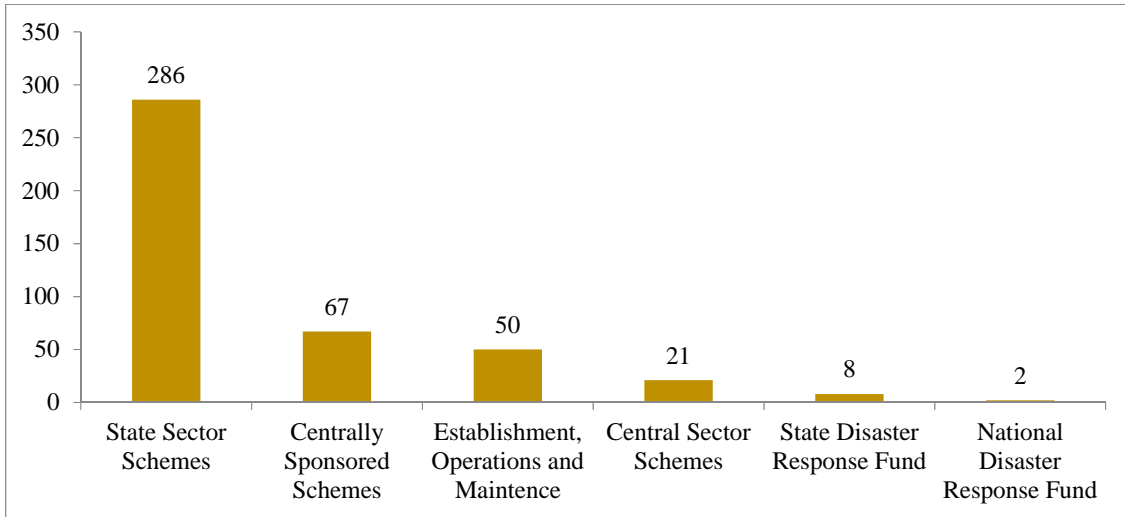
Distribution of women specific schemes and programmes, in terms of SSS, CSS, EOM, CS and SDRF is shown in **Figure-5.3**. State Sector Schemes of highest share with 35, followed by Centrally Sponsored Schemes with 24.

Figure-5.3: Distribution of 100% specific schemes in terms of SSS/CSS/EOM/CS/SRDF



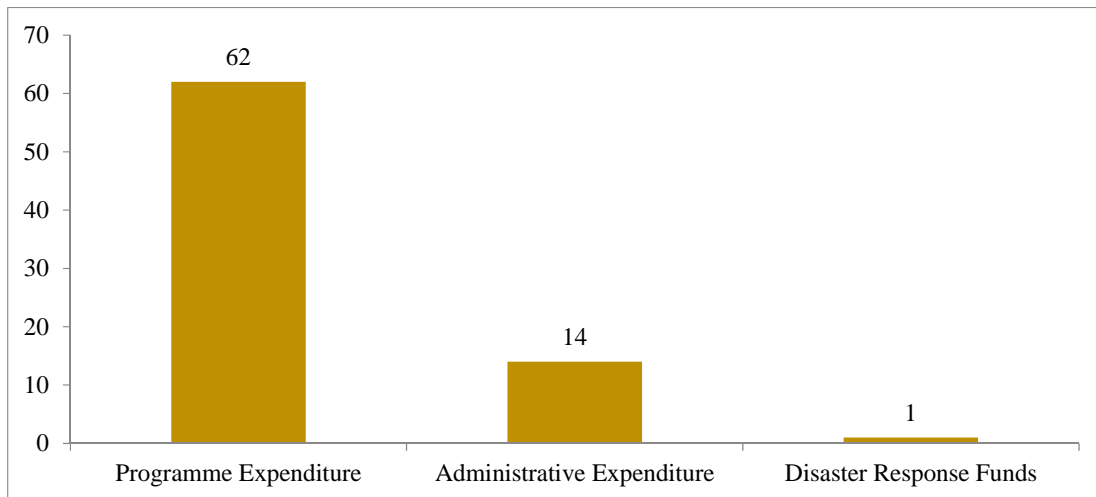
Distribution of greater than 30% expenditure on women in various composite schemes and programmes, in terms of SSS, CSS, EOM, CS and SDRF is shown in **Figure-5.4**. State Sector Schemes has the highest number of schemes with 286, followed by Centrally Sponsored Schemes with 67 schemes.

Figure-5.4: Distribution of 30% expenditure for women in composite schemes in terms of SSS/CSS/EOM/CS/SRDF



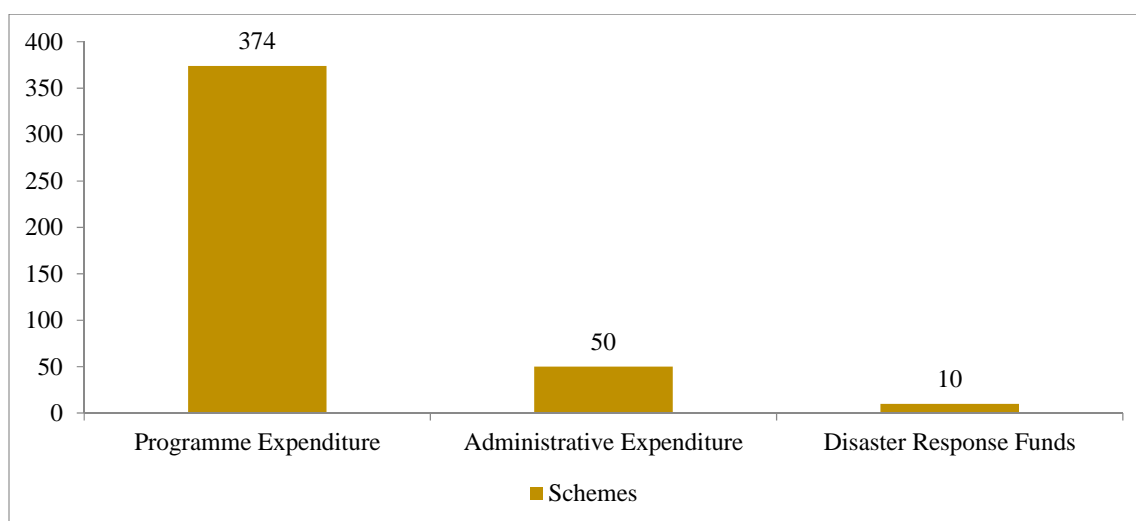
The share wise expenditure in women specific schemes (100%) analysis is shown in **Figure-5.5**. As observed, majority number of schemes for 100% women specific schemes and programmes is concentrated in the Programme Expenditure with 62, followed by Administrative Expenditure with 14.

Figure-5.5: Total number of Schemes in terms of PE/AE /DRF 100% women specific schemes



The share wise expenditure in greater than 30% women composite schemes is shown in **Figure-5.6**. As observed, majority number of schemes is concentrated in the Programme Expenditure with 374.

Figure-5.6: Total number of schemes in terms of AE/PE/DRF >30% expenditure for women in composite schemes



The share of expenditure of Departments with respect to 100% Women Specific expenditure is presented in **Table-5.1**. In BE 2020-21, Department of Women & Child Development and Mission Shakti have the highest share with Rs. 172699.28 Lakhs, followed by Department of Health & Family Welfare with Rs. 52483.67 Lakhs respectively.

Table-5.1: Distribution of 100% women specific expenditures across major Departments			
(Rs. in Lakhs)			
Department	2018-19	2019-20 RE	2020-21 BE
Home	1156.62	3190.67	7426.62
School & Mass Education	10198.03	300.00	300.00
ST & SC Development	11991.31	14806.16	12638.91
Health & Family Welfare	48890.99	54465.17	52482.67
Labour & ESI	5.14	6.50	10.00
Panchayati Raj & Drinking Water	0.00	1400.00	0.00
Transport	34.00	34.00	0.00
Fisheries & Agriculture Resource Development	1012.00	11.99	11.99
WCD & MS	170822.89	155121.32	172699.28
Higher Education	860.09	1580.01	1650.00
SD & TE	351.55	560.01	510.00
SSEPD	17390.49	33015.97	20490.02
Disaster Management	1653.50	0.01	500.00
Total	264366.61	264491.81	268719.49

The share of expenditure of Departments with respect to 30% expenditure on women in various composite schemes is presented in **Table-5.2**. In BE 2020-21, Department of Panchayati Raj & Drinking Water with Rs. 846699.61 Lakhs has the highest share, followed by Rural Development Department with Rs. 532315.76 Lakh and Department of Agriculture & Farmers Empowerment with Rs. 474902.55 Lakhs respectively.

Table-5.2: Distribution of >30% expenditure on women in various composite schemes across major Departments			
	(Rs. in Lakhs)		
	2018-19	2019-20 RE	2020-21 BE
Home	43.12	49.00	56.89
GA	2415.94	3772.64	3818.15
Revenue & DM	10300.05	12119.34	25850.99
Law	394.92	593.57	602.47
Commerce	166.12	545.00	545.00
Works	245701.75	299852.38	381905.15
Food Security & Consumer Welfare	101202.55	117372.01	107868.98
School & Mass Education	295460.85	404209.19	399764.01
ST & SC Development	206985.49	208092.75	237668.28
Health & Family Welfare	207965.62	324796.12	367014.26
Housing & Urban Development	38074.80	47694.50	87276.00
Labour & ESI	930.21	6404.59	6385.86
Sports & YS	30738.88	18676.92	17435.25
Planning & Convergence	19773.00	15050.06	24850.00
Panchayati Raj & Drinking Water	1029125.12	953326.04	846699.61
Industries	28520.00	22269.87	30051.19
Water Resource	74853.98	79700.01	253011.45
Transport	60.23	225.73	189.98
Forest & Environment	19447.10	86158.93	124090.91
Agriculture & Farmer Empowerment	255406.63	617217.22	474902.55
Science & Technology	3432.22	3228.13	2606.13
Rural Development	720713.76	504480.85	532315.76
Energy	88854.28	136888.94	88300.06
Handloom & Textile	11114.17	11007.53	13176.71
Tourism	18503.84	20599.81	39036.82
F & ARD	17992.76	16500.27	24405.27
Co-operation	60000.00	70000.00	81000.00
WCD & MS	145528.45	177289.87	234765.07
Higher Education	30106.01	40198.89	51113.86
SD & TE	14423.15	13072.99	8953.57

MSME	10128.17	11266.02	17379.94
SSEPD	205915.33	320069.96	278499.72
Disaster Management	130903.83	470583.63	331189.24
OLL & C	4284.82	7527.83	8165.76
Total	4029467.15	5020840.59	5100894.89

The share of 100% Women Specific expenditure in terms of CS, CSS, EOM, SDRF and SSS for the year 2018-19, 2019-20 (RE) and 2020-21 (BE) is presented in **Table-5.3**. State Sector Schemes has the highest share in 100% Women Specific Schemes with Rs. 138854.33 Lakhs, followed by Centrally Sponsored Schemes with Rs. 119323.60 Lakhs.

Table-5.3: Distribution of 100% women specific expenditures across CS/CSS/EOM/SDRF/SSS			
(in Lakhs)			
	2018-19	2019-20 RE	2020-21 BE
Central Sector Schemes	1223.41	1294.95	1724.87
Centrally Sponsored Schemes	102581.68	109312.31	119323.60
Establishment, Operation & Management	3327.04	5157.13	8316.69
State Disaster Response Funds	1653.50	0.01	500.00
State Sector Schemes	155580.98	148727.41	138854.33
Total	264366.61	264491.81	268719.49

The share of 30% expenditure on women in various composite schemes in terms of CS, CSS, EOM, NDRF, SDRF and SSS for the year 2018-19, 2019-20 (RE) and 2020-21 (BE) is presented in **Table-5.4**. State Sector Schemes has the highest share in 30% women related schemes with Rs. 2812807.62 Lakhs, followed by Centrally Sponsored Schemes with Rs. 1686028.44 Lakhs.

Table-5.4: Distribution of >30% expenditure on women in various composite schemes across CS/CSS/EOM/NDRF/SDRF/SSS			
(Rs. in Lakhs)			
	2018-19	2019-20 RE	2020-21 BE
Central Sector Schemes	94854.03	110937.49	136760.11
Centrally Sponsored Schemes	1526448.01	1740548.32	1686028.44
Establishment, Operation & Management	145972.15	159668.40	144190.28
National Disaster Response Funds	34172.00	369100.00	104313.38
State Disaster Response Funds	89779.50	92633.60	216795.06
State Sector Schemes	2138241.46	2547952.78	2812807.62
Total	4029467.15	5020840.59	5100894.89

The share of 100% women specific expenditure in Administrative Expenditure, Disaster Response Fund, Establishment Operation & Management, and Programme Expenditure is presented in **Table-5.5**. As observed, BE 2020-21 maximum expenditure of 100% Women Specific Schemes is concentrated on Programme Expenditure with Rs. 259902.80 Lakhs, followed by Administrative Expenditure with Rs. 8316.69 Lakhs.

Table-5.5: Distribution of 100% women specific expenditures across AE/DRF and PE			
(Rs. in Lakhs)			
	2018-19	2019-20 RE	2020-21 BE
Administrative Expenditure	3327.04	5157.13	8316.69
Disaster Response Funds	1653.50	0.01	500.00
Programme Expenditure	259386.07	259334.67	259902.80
Total	264366.61	264491.81	268719.49

The share of 30% expenditure on women in various composite schemes in Administrative Expenditure, Disaster Response Fund, and Programme Expenditure is presented in **Table-5.6**. As observed, maximum expenditure of 30% women specific schemes is concentrated on Programme Expenditure with Rs. 4635596.17 Lakhs, followed by Disaster Response Funds with Rs. 321108.44 Lakhs.

Table-5.6: Distribution of >30% expenditure on women in composite schemes across AE/DRF and PE			
(Rs. in Lakhs)			
	2018-19	2019-20 RE	2020-21 BE
Administrative Expenditure	145972.15	159668.40	144190.28
Disaster Response Funds	123951.50	461733.60	321108.44
Programme Expenditure	3759543.50	4399438.59	4635596.17
Total	4029467.15	5020840.59	5100894.89

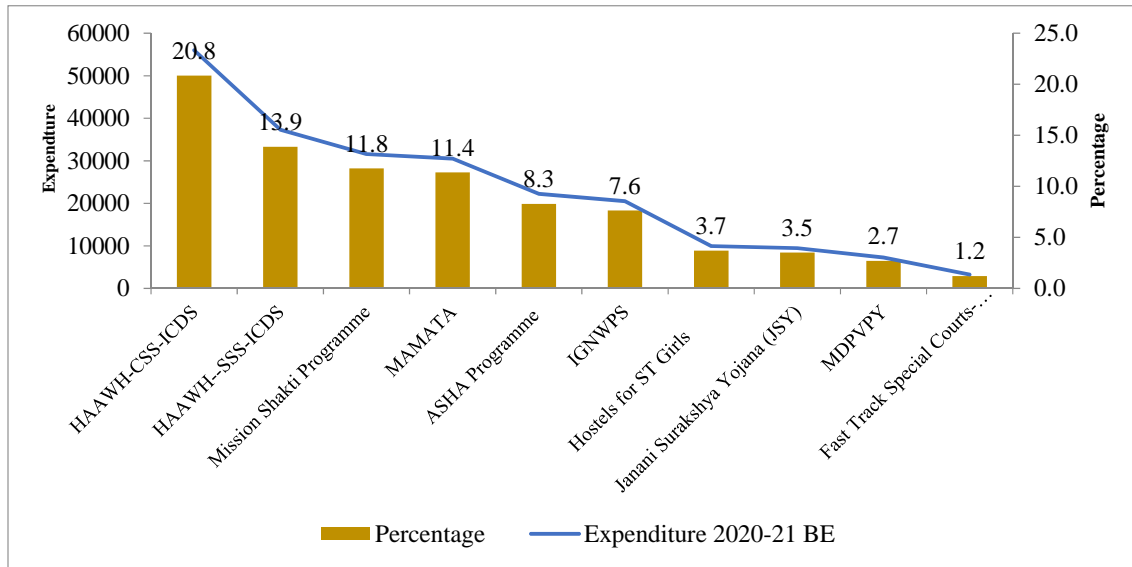
The percentage share of 100% women specific expenditure from the total departmental expenditure across Departments is presented in **Table-5.7**. As observed, WCD & MS has the highest share with 42.38%, followed by H & FW with 6.82%.

Table-5.7: Department wise Expenditure to Total 100% women specific expenditures			
Department	2018-19	2019-20 RE	2020-21 BE
Home	0.24	0.60	1.35
School & Mass Education	0.72	0.02	0.02
ST & SC Development	3.74	4.53	3.32
Health & Family Welfare	8.55	8.15	6.82
Labour & ESI	0.04	0.03	0.05

PR & DW	0.00	0.08	0.00
Transport	0.16	0.05	0.00
F & ARD	1.37	0.01	0.01
WCD & MS	54.07	46.67	42.38
Higher Education	0.43	0.71	0.69
SD & TE	0.59	0.78	0.62
SSEPD	7.71	9.26	6.78
Disaster Management	12.59	0.00	3.09

The major 100% women specific schemes for the year BE 2020-21 is presented in **Figure-5.7**. The Honorarium & Allowance to AWW and helpers-CSS (HAAWH-CSS-ICDS) with 20.8% has the highest share, followed by Honorarium & Allowance to AWW and helpers-SSS (HAAWH-SSS-ICDS) with 13.9% and Mission Shakti with 11.8% respectively.

Figure-5.7: Major 100% women specific schemes share and its percentage distribution (BE 2020-21)



The major scheme of greater than 30% expenditure on women in various composite schemes for the year BE 2020-21 is presented in **Figure-5.8**. As presented in the figure, PMAY with 7.8% has the highest share, followed by KALIA Scheme 6.3% and Samagra Shiksha Abhiyan 5.8% respectively.

Figure-5.8: Major Schemes in >30% women related schemes

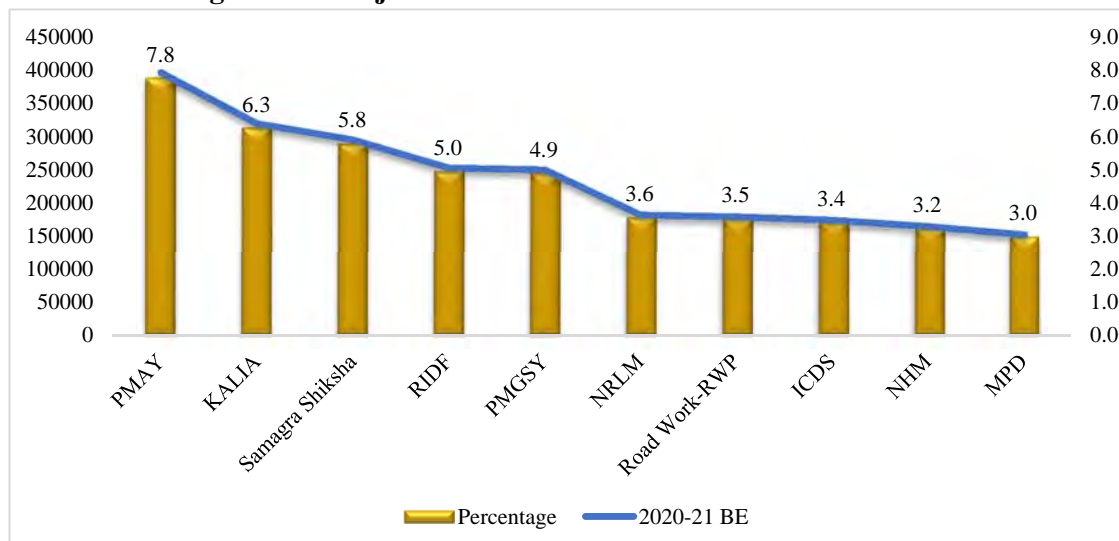


Table-5.8 shows the share of women specific (100%) and share of greater than 30% expenditure on women in various composite schemes to the **total State Budget and GSDP**. The share of women specific expenditure (100%) is 1.79% of the State Budget and 0.45% of BE 2020-21. The share of expenditure for women in various composite schemes (>30%) is 34.01% of the State Budget and 8.55% of GSDP respectively.

Table-5.8: Share of Women Centric Expenditures to the Total Expenditure and GSDP			
	Women Specific (100%)	Women Specific (30%)	Total
Odisha			
% to Total Exp.			
2018-19	2.32	35.36	37.68
2019-20 RE	1.96	37.19	39.15
2020-21 BE	1.79	34.01	35.80
% to GSDP			
2018-19	0.53	8.13	8.66
2019-20 RE	0.50	9.41	9.90
2020-21 BE	0.45	8.55	9.01
India			
% to Total Exp.			
2018-19	1.06	3.92	4.98
2019-20 RE	1.09	4.20	5.29
2020-21 BE	0.94	3.78	4.72
% to GDP			
2018-19	0.13	0.48	0.61
2019-20 RE	0.14	0.55	0.70
2020-21 BE	0.13	0.51	0.64

Annexure-I

GENDER BUDGET STATEMENT PART-A 100% Women Specific Programmes

(Rs. in Lakh)

Sl.No.	Scheme Names	Exp.	2018-19	2019-20 RE	2020-21 BE
Home Department					
1	Investigation Units for Crime Against Women (IUCAW)	AE	582.99	883.10	1001.25
2	Cyber Crime Prevention against Women and Children	PE	58.14	203.70	120.02
3	Mahila Prison	EOM	85.00	100.00	105.00
4	Mahila P.S	EOM	400.49	424.59	440.01
5	States Contribution to Victim Compensation Fund	PE	30.00	1000.00	2501.88
6	Special Court under POCSO Act (Fast Track Special Courts (FTSCs)	AE	0.00	579.28	3258.46
Total			1156.62	3190.67	7426.62
School & Mass Education Department					
1	Self-defence Training to girl students	PE	285.20	300.00	300.00
2	Grants for Girls Hostel	PE	1912.83	0.00	0.00
3	Girls Hostel	PE	8000.00	0.00	0.00
Total			10198.03	300.00	300.00
Scheduled Tribes & Scheduled Castes Development, Minorities & Backward Classes Welfare Department					
1	Talaki Pension to Divorced Muslim Women	AE	0.00	0.01	0.01
2	Engagement of Nurse/ANM in the Hostel / Educational Institutions	PE	359.52	256.80	418.94
3	Construction of Hostels for ST Girls	PE	9641.07	12435.00	9950.00
4	Odisha Girls Incentive Programme	PE	1990.72	2019.15	2174.76
5	Construction of Girls Hostel in Government Schools	PE	0.00	95.20	95.20

100% Women Specific Programmes

(Rs. in Lakh)

Sl.No.	Scheme Names	Exp.	2018-19	2019-20 RE	2020-21 BE
Total			11991.31	14806.16	12638.91
Health & Family Welfare Department					
1	Maternity and Child Welfare Centres	AE	907.60	1006.63	1154.41
2	Grants to Maternity and Child Welfare Centres	AE	0.00	0.01	0.01
3	Training of Nurses, Midwives and Lady Health Visitors	PE	1020.25	1208.78	1243.37
4	SAMPURNA - Sishu Abang Matru Mrutyuhara Sanpurna Nirakarana Abhiyana	PE	7725.00	0.00	0.00
5	Sickle Cell and Thalasemia	PE	0.00	0.01	1500.00
6	KHUSHI	PE	5000.00	3000.00	3000.00
7	Sishu Abong Matru Mrutyuhar Purna Nirakarana Abhijan (SAMMPurNA)	PE	0.00	11266.71	2500.00
8	ASHA Programme	PE	14449.24	17388.70	22226.04
9	Referral Transport	PE	2436.97	3061.38	3123.12
10	Janani Sishu Surakshya Karyakram (JSSY)- except referral transport	PE	1444.26	1263.75	1346.96
11	Janani Surakshya Yojana (JSY)	PE	8821.85	8883.37	9443.24
12	PMSMA activities	PE	41.00	41.00	41.00
13	Maternity Waiting Home (MWH)	PE	861.45	947.49	1042.35
14	Purchase of contraceptive, MCH Extension supplies, Education Kits	PE	1165.27	1091.24	1604.85
15	ANM & GNM Schools	PE	590.30	1010.31	1030.25
16	Female Sterilization	PE	2831.22	2831.22	2450.00
17	IUCD Services	PE	318.75	327.75	393.75
18	Rastriya Kishore Swasthya Karyakram (Mensural Hygiene Scheme)	PE	804.09	382.23	375.41
19	Sanitation Expenses	PE	473.74	754.59	7.91
Total			48890.99	54465.17	52482.67

100% Women Specific Programmes

(Rs. in Lakh)

Sl.No.	Scheme Names	Exp.	2018-19	2019-20 RE	2020-21 BE
Labour & Employees' State Insurance Department					
1	Toiletry Expenses for Girls inmates of Sports Hostel	AE	5.14	6.50	10.00
Total			5.14	6.50	10.00
Panchayati Raj & Drinking Water Department					
1	Interest Subvention for Women SHGs	PE	0.00	1400.00	0.00
Total			0.00	1400.00	0.00
Transport					
1	Subsidy to OSRTC for recoupment of loss sustained towards operation of women special bus by OSRTC between the twin city	PE	34.00	34.00	0.00
Total			34.00	34.00	0.00
Fisheries & Animal Resources Development Department					
1	Support to Farmers for layer farming in Deep Litter System through WSHG Mode	PE	1012.00	11.99	11.99
Total			1012.00	11.99	11.99
Women & Child Development and Mission Shakti Department					
1	Central Home	AE	31.93	29.09	30.42
2	Women and Child Development Department	AE	556.17	679.79	570.36
3	Honorarium and allowances to Anganwadi workers and helpers-SSS-ICDS	PE	36003.85	36725.82	37299.90
4	Honorarium and allowances to Anganwadi workers and helpers-CSS-ICDS	PE	42465.50	41866.12	56002.50
5	Mukhya Mantri Mahila Sashakti Karan Yojana	PE	69344.34	30349.90	0.00
6	Conditional cash transfer for Pregnant women (MAMATA)	PE	15499.99	26205.28	30513.00
7	Mission Shakti Programme	PE	0.00	0.00	31584.01
8	Pradhan Mantri Matru Vandana Yojana	PE	0.00	0.03	0.01

100% Women Specific Programmes

(Rs. in Lakh)

Sl.No.	Scheme Names	Exp.	2018-19	2019-20 RE	2020-21 BE
9	Malati Devi Prak Vidyalaya Paridhan Yojana	PE	3635.61	5152.05	7261.99
10	Construction of Block Resource Centre for Women	PE	0.00	0.00	348.28
11	Mahila Vikas Samabaya Nigam	PE	100.00	100.00	103.00
12	State Commission for Women	PE	340.00	350.00	350.00
13	Functioning of Gender Cell	PE	15.00	35.00	35.00
14	Grants to Mahila Vikas Samabaya Nigama (MVSN)	PE	150.00	25.00	0.01
15	Biju Kanya Ratna	PE	50.00	10.00	100.00
16	Working Womens Hostel	PE	500.00	50.00	1000.01
17	Prevention of Violence Against Women	PE	72.00	72.01	500.01
18	Mission Shakti Gruha	PE	0.00	13000.00	1840.00
19	State Resource Centre For Women (SRCW)	PE	0.00	0.01	0.01
20	SWADHAR GREH (Rehabilitation of Women in Difficult Circumstances)	PE	845.08	100.00	1000.00
21	Beti Bachao Beti Padhao	PE	0.00	0.01	0.01
22	Village Level Convergence and Facilitation Service	PE	0.00	0.01	0.01
23	Mahila Shakti Kendra	PE	0.00	0.01	0.01
24	UJJAWALA	PE	191.11	50.00	199.98
25	Rehabilitation of Distressed Women	AE	0.00	3.10	3.10
26	Special Repair and improvement of Home Economic Training Centre building and staff quarters	AE	2.00	2.00	2.00
27	Home Economic Training Centre	AE	147.47	163.03	191.66
28	Scheme for Adolscent Girls	PE	772.84	53.05	1084.00
29	Construction of CDPO Building	PE	100.00	100.00	2680.00
30	National Mission for Protection and Empowerment of Women	PE	0.00	0.01	0.00
Total			170822.89	155121.32	172699.28

100% Women Specific Programmes

(Rs. in Lakh)

Sl.No.	Scheme Names	Exp.	2018-19	2019-20 RE	2020-21 BE
Higher Education Department					
1	Spl. Scholarship for improving Girls education and promote Science and Mathematics in Educationally Backward Blocks	PE	0.00	0.01	0.00
2	Self-defence Training to girl students	PE	251.84	300.00	100.00
3	Ramadevi Womens University	AE	608.25	1280.00	1550.00
Total			860.09	1580.01	1650.00
Skill Development & Technical Education Department					
1	Mobilization of Girls and PWD Trainees for ITIs	PE	351.55	550.00	500.00
2	Introduction of Hospitality Sector courses at Women Polytechnic, Berhampur	PE	0.00	0.01	0.00
3	Rashtriya Uchhatar Shiksha Abhiyan (RUSA)-28019 - Construction of Womens Hostel	PE	0.00	10.00	10.00
Total			351.55	560.01	510.00
Social Security & Empowerment of Persons with Disability Department					
1	Women Hostel for PWD	PE	1000.00	1000.00	0.01
2	Grants to Voluntary Organisation for Organisation of Anjali Programme	PE	5.00	5.00	0.01
3	Indira Gandhi National Widow Pension Scheme	PE	16385.49	32010.97	20490.00
Total			17390.49	33015.97	20490.02
Disaster Management					
1	Grants to P.S. for repair and restoration of Mahila Samiti Buildings	DRF	1653.50	0.01	500.00
Total			1653.50	0.01	500.00
Grand total			264366.61	264491.81	268719.49

Annexure-II

GENDER BUDGET STATEMENT PART-B

30% Women Specific Programmes

(Rs. in Lakh)

Sl.No.	Scheme Names	Exp.	2018-19	2019-20 RE	2020-21 BE
Home Department					
1	Payment of monthly pension to the 2nd World War Veterans / their widows / dependent belonging to Odisha	AE	23.16	20.00	25.20
2	Contribution to Jawans and their Relatives	AE	0.00	0.01	0.01
3	Aftercare Homes, Shelters and Service etc.	AE	16.96	20.98	23.67
4	Compensation to Riot Victims	PE	0.00	0.01	0.01
5	Self-employment of BPL family members of the prisoners	PE	3.00	8.00	8.00
Total			43.12	49.00	56.89
General Administration and Public Grievance Department					
1	Establishment of State Public Service Commission	AE	1457.35	2022.39	1664.22
2	Establishment of Staff Selection Commission	AE	376.69	712.14	1022.23
3	Establishment of Sub-ordinate Staff Selection Commission	AE	181.17	565.69	673.22
4	Administrative Training School	AE	400.73	472.42	458.48
Total			2415.94	3772.64	3818.15
Revenue & Disaster Management Department					
1	Advance Survey and Map Publication	PE	6.27	82.65	0.01
2	Strengthening the service delivery system of Revenue Offices	PE	19.52	50.00	500.00
3	Engagement of professional consultants	PE	2.89	10.00	50.00

30% Women Specific Programmes

(Rs. in Lakh)

Sl.No.	Scheme Names	Exp.	2018-19	2019-20 RE	2020-21 BE
4	Distributing Homestead Land to the Homestead less families and agricultural land to land less families	PE	0.00	0.01	0.01
5	Implementation of R.R. Policy	PE	19.50	20.00	0.01
6	Prevention of theft of Minor Minerals and eviction activities	PE	500.00	1000.00	1000.00
7	R.I. Training Institutes	PE	139.28	50.00	20.00
8	Recruitment and Departmental Examination	PE	17.44	20.00	20.00
9	COMPENSATION TO LAND HOLDERS ON ABOLITION OF ZAMINDARI SYSTEM	PE	0.00	67.71	60.95
10	Construction of building of Revenue and D M Deptt.	PE	9567.35	9713.88	19200.01
11	Census Establishment	PE	27.80	1000.01	5000.00
12	Digital India Land Records Modernization Programme (DILRMP)	PE	0.00	105.08	0.00
Total			10300.05	12119.34	25850.99
Law Department					
1	State Human Rights Commission-EOM	AE	293.41	538.52	537.47
2	State Human Rights Commission-SSS	PE	18.87	30.05	30.00
3	Social Welfare through awareness generation under Central Acts	PE	32.64	25.00	25.00
4	Grants for Housing Scheme for Poor and needy sevak families	PE	50.00	0.00	10.00
Total			394.92	593.57	602.47
Commerce Department					
1	Rural Infrastructure Development Fund (RIDF)	PE	166.12	545.00	545.00
Total			166.12	545.00	545.00
Works Department					
1	Capital Road Development Programme	PE	5000.00	6000.00	7500.00
2	Road Works under Road Development Programme	PE	115790.51	136679.98	179522.14

30% Women Specific Programmes

(Rs. in Lakh)

Sl.No.	Scheme Names	Exp.	2018-19	2019-20 RE	2020-21 BE
3	Ekamra Kshetra Amenities and Monument Revival Action (EKAMRA) Plan	PE	0.00	0.00	15000.00
4	Integrated Development of Heritage and Monuments and Tourist Destination	PE	0.00	0.00	5000.00
5	Augmentation of Basic Amenities and Development of Heritage and Architecture at Puri (ABADHA)	PE	4522.71	75000.00	69500.00
6	Construction of Bridges	PE	374.09	0.01	0.01
7	PPP-Road Projects - Land Acquisition	PE	149.96	100.00	50.00
8	PPP-Road Projects - Environment clearances, utility shifting, DPR preparation and other expenses	PE	1179.62	1202.70	1000.00
9	State Highways Development Project	PE	26500.00	20000.00	10000.00
10	Biju Expressway Projects	PE	12380.65	6000.00	3000.00
11	Works executed from Central Road Fund	PE	19217.22	0.00	43086.00
12	Roads works under Road Devp. Programme in KBK districts from SCA under RLTA	PE	1186.01	0.00	0.00
13	Road Reconstruction Plan in LWE Affected Areas	PE	17526.00	16649.70	4414.00
14	Rural Infrastructure Development Fund (RIDF)	PE	41874.98	38219.99	43833.00
Total			245701.75	299852.38	381905.15
Food Supplies & Consumer Welfare Department					
1	Rationing and supply of Food Grains	AE	3100.23	3384.80	3798.34
2	Public Distribution System-SSS	PE	97541.68	111426.57	102397.00
3	Public Distribution System-CSS	PE	0.00	2000.00	1113.00
4	Subsidy to OSCSC for Annapurna under NSAP	PE	560.64	560.64	560.64
Total			101202.55	117372.01	107868.98

30% Women Specific Programmes

(Rs. in Lakh)

Sl.No.	Scheme Names	Exp.	2018-19	2019-20 RE	2020-21 BE
School & Mass Education Department					
1	State contribution to Mid-Day Meals	PE	5608.44	6573.63	6350.00
2	Mid-Day Meals-CSS	PE	67552.39	90340.37	80000.00
3	State Support for Samagra Shiksha	PE	0.00	700.44	744.01
4	Free Bicycles to class IX students	PE	15161.68	15800.00	16116.00
5	Popularisation of Science and Technology Programme	PE	48.31	55.00	55.00
6	Youth Red Cross	PE	5.99	5.00	5.00
7	Sarba Sikhya Abhiyan for Universalisation of Education	PE	174831.65	0.00	0.00
8	Samagra Shiksha	PE	0.00	287578.97	295293.99
9	Rastriya Madhyamik Shiksha Abhiyan	PE	28432.16	0.00	0.00
10	Scheme for providing education to Madrasas, Minorities and Disabled	PE	0.00	3150.00	1200.00
11	Support for Educational Development including Teachers Training & Adult Education	PE	3820.23	5.78	0.01
Total			295460.85	404209.19	399764.01
Scheduled Tribes & Scheduled Castes Development, Minorities & Backward Classes Welfare Department					
1	Ashram School	AE	3075.69	4621.40	3615.94
2	Hostels	AE	5163.66	8177.42	5384.22
3	Research-cum- Training	AE	262.76	309.16	303.00
4	Development of Dispersed Tribals (MADA) under ITDP	AE	17.03	24.60	15.60
5	Establishment of Micro Project for Primitive Tribes - Normal	AE	348.18	414.00	412.00
6	Ashram School	PE	355.07	267.80	375.00
7	Odisha PVTG Empowerment and Livelihood Improvement Programme (OPELIP)	PE	8800.00	4400.00	4000.00
8	Development of Minority Educational Institutions	PE	0.00	6.01	0.02

30% Women Specific Programmes

(Rs. in Lakh)

Sl.No.	Scheme Names	Exp.	2018-19	2019-20 RE	2020-21 BE
9	Special Educational Infrastructure (Normal)	PE	33.01	136.71	9.79
10	Scholarship and Stipend for SC Students	PE	39453.60	20904.16	32903.05
11	Scholarship and Stipend for ST Students	PE	54465.40	58577.17	58432.15
12	Financial assistance to ST students pursuing studies in National Institutes.	PE	12.50	50.00	50.00
13	Research-cum- Training	PE	0.00	10.00	7.44
14	Pre-matric scholarship for OBC students	PE	56.29	206.44	222.04
15	Post Matric Scholarship and stipend to OBC students	PE	0.00	0.01	0.01
16	Implementation of Income Generating Schemes for OBC/SEBC Youths	PE	116.07	50.39	177.91
17	Establishment of Micro Project for Primitive Tribes under ITDP	PE	3593.20	2400.01	5000.01
18	Multi-sector Development Programme	PE	2408.45	1960.69	1968.59
19	Hostels	PE	150.00	897.65	297.66
20	Implementation of Income Generating Scheme for SCs	PE	21905.84	20043.00	29146.15
21	Pradhan Mantri Adarsha Gram Yojana (PMAGY)	PE	0.00	4170.70	0.01
22	Co-operation - ITDP	PE	48.40	400.00	525.00
23	Creation of infrastructure in TSP Area under 1st Proviso of Art. 275 (1) of the Constitution of India	PE	22585.47	24839.40	26081.37
24	Development of Dispersed Tribals (MADA) under ITDP	PE	199.00	200.00	315.00
25	Establishment of Micro Project for Primitive Tribes under ITDP	PE	255.98	500.00	735.00
26	Family Oriented and Poverty Eradication Programme of the Tribals outside ITDA, MADA and Cluster	PE	150.00	200.00	315.00
27	Pradhan Mantri Jan Vikash Karyakarm	PE	0.00	6945.87	7145.87
28	Scholarship and Stipend for SC Students	PE	11629.57	15128.39	14989.47
29	Research-cum- Training	PE	1117.85	1000.01	1010.00
30	Umbrella Scheme for Education of ST Students	PE	25692.89	21128.86	25337.10

30% Women Specific Programmes

(Rs. in Lakh)

Sl.No.	Scheme Names	Exp.	2018-19	2019-20 RE	2020-21 BE
31	Pre-matric scholarship for OBC students	PE	1499.16	1520.00	1434.00
32	Post Matric Scholarship and stipend to OBC students	PE	3564.58	3940.00	4440.00
33	Pre-matric scholarship for Minority students	PE	0.00	14.00	18.00
34	Scholarship and stipend for Minority students	PE	0.00	118.48	123.48
35	Scheme for the development of Economically Backward Classes (EBCs)	PE	25.84	430.42	430.40
36	Pradhan Mantri Adarsha Gram Yojana (PMAGY)	PE	0.00	4100.00	12448.00
Total			206985.49	208092.76	237668.29
Health & Family Welfare Department					
1	Mukhya Mantri Swasthya Seva Mission	PE	24640.98	18000.00	28000.00
2	Biju Swasthya Kalyana Yojana	PE	0.00	92128.81	123865.25
3	Mo Masari	PE	0.00	0.01	0.01
4	District Family Welfare Bureau	PE	604.48	649.38	672.15
5	State Institute of Health and Family Welfare	PE	213.25	382.25	316.60
6	Rural Family Welfare Sub-Centre	PE	18721.25	22350.50	23289.41
7	Revamping of Urban Slum	PE	243.37	268.74	281.32
8	Urban Family Welfare Centre	PE	143.57	161.10	168.34
9	District Family Welfare Bureau	PE	317.37	371.84	387.50
10	Rural Family Welfare Sub-Centre under Rural Family Welfare Service	PE	12485.36	14133.57	14731.15
11	State Institute of Health and Family Welfare	PE	99.68	198.68	150.00
12	Urban Family Welfare Service - Revamping of Urban Slums	PE	180.29	179.56	187.91
13	Diet	PE	1454.63	2660.12	4795.64
14	Food Safety Programme	PE	267.76	440.00	440.00
15	Malaria Control Programme	PE	1000.00	699.97	999.97
16	Mental Health Care	PE	280.00	0.00	0.00

30% Women Specific Programmes

(Rs. in Lakh)

Sl.No.	Scheme Names	Exp.	2018-19	2019-20 RE	2020-21 BE
17	State Institute of Health and Family Welfare	PE	38.83	50.13	56.68
18	Purchase of contraceptive, MCH Extension supplies, Education Kits	PE	1165.27	1091.24	1604.85
19	National Health Mission (R+U)	PE	135019.43	169569.22	165006.48
20	Rashtriya Swasthya Suraksha Yojana	PE	9293.92	3.00	3.00
21	National Mission on AYUSH including Mission on Medicinal Plants	PE	1796.18	1400.00	2000.00
22	National Malaria Eradication Programme	PE	0.00	58.00	58.00
Total			207965.62	324796.12	367014.26
Housing and Urban Development Department					
1	National Urban Livelihood Mission	PE	2706.50	4694.50	5500.00
2	Swachha Bharat Mission (SBM) - Urban	PE	4375.86	9000.00	30000.00
3	Pradhan Mantri Awaas Yojana (Urban)	PE	30992.44	34000.00	51776.00
Total			38074.80	47694.50	87276.00
Labour & Employees' State Insurance Department					
1	Rescue of exploited migrated labour	PE	655.12	1006.34	500.30
2	Implementation of Un-organised Workers Social Security Act	PE	100.00	1000.00	1250.00
3	Dispensaries-78673 - Project Implementation Plan(PIP) for ESI	PE	0.00	0.00	1813.53
4	Hospitals-78673 - Project Implementation Plan(PIP) for ESI	PE	0.00	3989.13	2454.47
5	Implementation of Child Labour (Prohibition and Regulation) Act,1986	PE	175.09	409.12	367.56
Total			930.21	6404.59	6385.86
Sports & Youth Services Department					
1	Establishment of Sports School / Hostel	AE	480.43	580.00	550.00
2	Purchase of Sports Goods	PE	193.13	194.91	200.00
3	Organisation of State Level Talent Scouting Programme	PE	55.80	75.00	55.00
4	Grants to Odisha Council of Sports	PE	237.11	370.00	370.00

30% Women Specific Programmes

(Rs. in Lakh)

Sl.No.	Scheme Names	Exp.	2018-19	2019-20 RE	2020-21 BE
5	Financial Assistance to outstanding sports persons for international participation and advance training and coaching	PE	199.84	100.00	100.00
6	Grants for Youth Welfare Programmes for Non-Students	AE	146.45	126.94	80.20
7	Grants and Assistance	AE	337.11	470.00	470.00
8	Promotion of Youth Activities	PE	15323.69	1800.03	0.03
9	Promotion of Tribal Sports	PE	0.00	500.00	500.00
10	Development of Sports Infrastructures	PE	3599.08	3500.00	3999.97
11	Construction of Sports Stadium / Complex	PE	1500.00	0.02	0.03
12	Promotion of Sports and Games	PE	14.27	20.02	20.00
13	Training and Coaching for Excellence	PE	80.00	40.00	40.00
14	State Games	PE	0.00	400.00	0.01
15	Organisation of State Youth Festival	PE	100.00	100.00	100.00
16	Management of Regional Badminton Academy	PE	150.00	100.00	100.00
17	Information, Education and Communication	PE	629.63	100.00	50.01
18	Infrastructure Development	PE	7692.34	10200.00	10800.00
Total			30738.88	18676.92	17435.25
Planning and Convergence Department					
1	Socio-Economic Transformation and Upliftment (SETU)	PE	4923.00	200.06	10000.00
2	Biju KBK Yojana	PE	12000.00	12000.00	12000.00
3	Biju Kandhamal O Gajapati Yojana	PE	2850.00	2850.00	2850.00
Total			19773.00	15050.06	24850.00
Panchayati Raj & Drinking Water Department					
1	Aam Admi Bima Yojana	PE	999.99	1000.00	1000.00
2	Resource and Infrastructure Devp.	PE	481.82	400.00	500.00

30% Women Specific Programmes

(Rs. in Lakh)

Sl.No.	Scheme Names	Exp.	2018-19	2019-20 RE	2020-21 BE
3	Revolving Fund for MGNREGS wages	PE	8984.00	50000.00	50000.00
4	Incentive Award to PRIs	PE	200.00	200.00	200.00
5	Gopabandhu Grameen Yojana	PE	50000.00	0.01	30000.00
6	Infrastructure Development Fund Scheme for the KBK Districts	PE	13338.16	1600.00	0.03
7	Ama Gaon Ama Vikash	PE	125000.00	38097.56	0.01
8	State Institute for Rural Development	PE	5.21	0.00	0.00
9	Swachha Bharat Mission (SBM) - Gramin	PE	198696.70	250000.00	50000.00
10	Rehabilitation of Bonded labourers	PE	0.00	100.01	200.00
11	National Rural Livelihood Mission (NRLM)	PE	118706.71	134549.68	182224.13
12	National Rural Employment Guarantee Scheme	PE	57978.31	56930.78	97500.00
13	Pradhan Mantri Awaas Yojana (Rural) - Biju Pucca Ghar	PE	450292.28	407167.00	396200.00
14	Rashtriya Gram Swaraj Abhiyan	PE	0.00	2000.00	2000.00
15	Syama Prasada Mukharjee RURBAN Mission	PE	2250.00	8000.00	8000.00
16	Management Support to Rural Development Programmes and Strengthening District Planning Process etc.	PE	21.62	90.47	100.00
17	Strengthening of Panchayat Samiti Establishment under the award of 5th SFC	PE	0.00	0.00	26870.01
18	Panchayati Raj Department		2170.32	3190.53	1905.43
Total			1029125.12	953326.04	846699.61
Industries Department					
1	Grants to Film Development Corporation	PE	0.00	100.00	900.00
2	Grants to IPICOL for single window and project profile	PE	70.00	157.00	90.00
3	Grants to IDCOL for Establishment of Technology Development centre	PE	1000.00	0.01	0.00
4	Grants to IPICOL for Investment Promotion and Publicity	PE	3200.00	950.00	5075.00

30% Women Specific Programmes

(Rs. in Lakh)

Sl.No.	Scheme Names	Exp.	2018-19	2019-20 RE	2020-21 BE
5	Grants for Development of SLFC/DLFC to facilitate Investors & grounding of Industrial Projects	PE	200.00	150.00	336.19
6	Financial assistance for Project Development Expenditure of PCPIR at Paradeep	PE	0.00	0.00	1050.00
7	Financial Assistance for development of plastic park at Paradeep	PE	1000.00	100.00	0.00
8	Renovation of Kalinga Studio Ltd.	PE	50.00	200.00	100.00
9	Payment of IDCO dues towards land cost in I/Es reimbursement	PE	500.00	55.00	0.00
10	Industrial Infrastructure Development Fund(IIDF)	PE	2500.00	2480.00	2500.00
11	Subsidy in shape of Financial Assistance against VAT reimbursement in large sector	PE	20000.00	18077.86	20000.00
Total			28520.00	22269.87	30051.19
Water Resources Department					
1	Rural Infrastructure Development Fund (RIDF)	PE	74853.98	79700.01	253011.45
Total			74853.98	79700.01	253011.45
Transport Department					
1	Subsidy to Odisha State Road Transport corporation	PE	34.00	194.00	160.00
2	Special Employment Programme - Crash Programme for Educated Unemployed	AE	26.23	31.73	29.98
Total			60.23	225.73	189.98
Forest & Environment Department					
1	Amo Jangal Yojana / Odisha Community forest Protection and Management Programme	PE	2500.00	1500.00	1500.00
2	Grants to State Medicinal Plant Board	PE	132.00	132.00	132.00
3	Development of Eco-Tourism	PE	844.41	776.99	2500.00
4	Conservation and Development of wetland	PE	500.00	500.01	500.01

30% Women Specific Programmes

(Rs. in Lakh)

Sl.No.	Scheme Names	Exp.	2018-19	2019-20 RE	2020-21 BE
5	National Bamboo Mission	PE	628.33	2494.83	2594.83
6	National Afforestation Programme	PE	1360.12	2613.08	3313.08
7	Green India Mission	PE	803.86	4110.02	4810.02
8	Grants to State Medicinal Plant Board	PE	132.00	132.00	132.00
9	Conservation of Natural Resources and Ecosystems	PE	583.83	400.00	500.00
10	Grants to Odisha Forestry Sector Development Society	PE	5941.00	10000.00	21664.00
11	Increasing the Green Cover in the State	PE	6021.55	3500.00	3944.97
12	CAMPA	PE	0.00	60000.00	82500.00
Total			19447.10	86158.93	124090.91
Department of Agriculture and Farmers' Empowerment					
1	Input subsidy on seeds, fertilizers, bio-fertilizers, insecticides, bio-pesticides etc. (Agril.)	PE	3063.03	4800.00	4700.00
2	Promotion of need based Plant Protection	PE	69.42	200.00	211.01
3	Intensive Agriculture Programme	PE	249.73	600.00	760.00
4	State Patoto Mission	PE	86.00	40.00	40.00
5	Technology Mission on Sugarcane Development	PE	102.80	64.00	200.00
6	Technology Mission on Cotton	PE	94.20	120.00	300.00
7	Support to Crop Insurance in the State	PE	25.05	35.00	163.47
8	Special Fruit Specific Scheme	PE	0.00	0.00	2000.00
9	Micro Irrigation (Horticulture)	PE	703.75	80.02	3640.00
10	Farmers Welfare - KALIA	PE	93100.00	449373.00	319500.00
11	Special Crop specific Scheme-Coconut	PE	135.50	109.97	0.00
12	Strengthening / Infrastructure Devp. for Training Research Centre, Laboratories, implements	PE	222.00	200.00	211.00

30% Women Specific Programmes

(Rs. in Lakh)

Sl.No.	Scheme Names	Exp.	2018-19	2019-20 RE	2020-21 BE
13	Development of Agriculture firms	PE	555.00	333.94	500.00
14	Promotion of Integrated Farming	PE	133.00	0.03	0.01
15	Development of Infrastructure of Post Harvest Management	PE	6401.00	1300.00	1100.00
16	Jala Dhara Construction of Dugwell and Farm Pond	PE	0.00	1550.03	1500.00
17	Biju Krushak Kalyan Yojana	PE	6069.10	4220.67	500.00
18	Rural Infrastructure Development Fund (RIDF)	PE	15651.97	18000.03	18000.00
19	National Mission on Oil Seeds and Oil Palm(NMOOP)	PE	1018.07	0.03	120.00
20	National Food Security Mission (NFSM) - Oil Seeds and Oil Palm	PE	0.00	3000.00	5000.00
21	National Horticulture Mission	PE	3850.00	7700.00	9471.00
22	Rashtriya Krushi Vikas Yojana (RKVY)	PE	38166.77	40000.00	45000.00
23	National Food Security Mission	PE	14149.80	0.03	0.00
24	Pradhan Mantri Krishi Sinchai Yojana (PMKSY) - Per Drop More Crop	PE	2999.15	6800.00	15000.00
25	National Project on Agro Forestry	PE	276.00	507.96	200.40
26	Global Environmental Facility Project (GEF)	PE	0.00	0.01	0.01
27	National Food Security Mission (NFSM) - Other Crops	PE	0.00	17586.60	16000.00
28	World Bank Assisted Neeranchal Project	PE	0.00	1000.00	0.00
29	Rainfed Area Development & Climate Change	PE	2956.87	5000.00	5000.00
30	National Bamboo Mission	PE	0.00	0.00	0.00
31	Sub-Mission on Agriculture Extension	PE	2364.57	6012.00	6040.00
32	Pradhan Mantri Krishi Sinchai Yojana (PMKSY) - Har Khet Ko Pani	PE	5981.58	15000.00	0.00
33	Implementation of Horticultural Prog. in Non-Horticulture Mission District	PE	99.98	80.00	160.00
34	Sustainable Harnessing of ground water in water deficit areas	PE	54000.00	30000.00	10916.65
35	Sub-Mission on Seeds & Planting Material	PE	165.11	1000.00	1057.00

30% Women Specific Programmes

(Rs. in Lakh)

Sl.No.	Scheme Names	Exp.	2018-19	2019-20 RE	2020-21 BE
36	Development of Potato Vegetables & Spices	PE	297.27	350.00	902.00
37	Strengthening of School of Horticulture	PE	500.00	0.03	200.00
38	Horticulture Mission Plus	PE	1652.91	1653.87	510.00
39	Support to Farmer Producers Organisation	PE	267.00	500.00	6000.00
Total			255406.63	617217.22	474902.55
Science & Technology Department					
1	Odisha Space Applications Centre	AE	355.35	355.35	355.35
2	Odisha Space Applications Centre	PE	1145.32	254.45	183.84
3	Odisha Bigyan Academy	PE	85.55	118.55	98.53
4	Use of Solar Photovoltaic System	PE	1000.00	1000.00	435.00
5	Development of Bio- Technology	PE	120.00	200.00	414.00
6	Functioning of the State Council on Science and Technology	PE	115.75	351.89	311.52
7	Popularisation of Science and Technology Programme	PE	84.25	121.25	121.25
8	Support to Scientific Institutions	PE	526.00	826.64	686.64
Total			3432.22	3228.13	2606.13
Rural Development Department					
1	Rural Roads	AE	2973.23	3341.99	3688.18
2	Special Repair of Roads & Bridges	AE	12867.18	13120.00	13000.00
3	Periodical Maintenance of Roads & Bridges	AE	49874.24	56624.44	50760.17
4	Routine Maintenance	AE	16183.13	6400.00	6400.00
5	Emergent Repair	AE	814.70	1000.00	1000.00
6	Grants to Odisha State Rural Road Agency	AE	7500.00	8500.00	8500.00
7	Maintenance of Roads & Bridges constructed under Pradhan Mantri Gram Sadak Yojana (PMGSY)	AE	30000.00	36124.44	30347.38

30% Women Specific Programmes

(Rs. in Lakh)

Sl.No.	Scheme Names	Exp.	2018-19	2019-20 RE	2020-21 BE
8	Rural Infrastructure Development Fund (RIDF)-- Major Works	PE	6449.46	10000.00	7500.00
9	Rural Infrastructure Development Fund (RIDF)-- Biju Setu Yojana	PE	49586.90	55000.00	100000.00
10	Rural Infrastructure Development Fund (RIDF)-- Mukhya Mantri Sadak Yajona	PE	29802.65	30000.00	25720.00
11	Mukhya Mantri Sadak Yajona-- Rural Roads - EAP	PE	0.00	100.00	0.00
12	Completion of incomplete roads and bridges under different tranches of RIDF and other schemes	PE	11996.64	12500.00	15000.00
13	Improvement of existing R.D. roads	PE	7985.71	9800.00	15000.00
14	Development of Rural Road Connectivity	PE	0.00	0.03	0.03
15	Inter District Inter Block Connectivity	PE	0.00	0.00	3000.00
16	Infrastructure Development Fund Scheme for the KBK Districts	PE	0.00	3000.00	2400.00
17	Pradhan Mantri Gram Sadak Yojana	PE	490114.11	258969.95	250000.00
18	SCA for Special Programme for KBK Districts	PE	4565.81	0.00	0.00
Total			720713.76	504480.85	532315.76
Energy Department					
1	"Ama Ghare LED Light" Karyakram	PE	22500.00	1000.00	100.00
2	Biju Saharanchal Vidyutikaran Yojana	PE	1000.00	938.94	0.03
3	Biju Grama Jyoti	PE	14999.60	4700.00	0.03
4	Rajiv Gandhi Gramin Vidyuti Karan Yojana	PE	7443.93	101250.00	54800.00
5	Dindayal Upadhaya Gram Jyoti Yojana	PE	15507.75	14000.00	23400.00
6	Sahaj Bijli Har Ghar Yojana (Rural) - Saubhagya	PE	27403.00	15000.00	10000.00
Total			88854.28	136888.94	88300.06
Handlooms, Textiles & Handicrafts Department					
1	Establishment of Block Level Extension Office under Directorate of Handicraft and Cottage Industries	AE	991.96	1007.52	1156.67

30% Women Specific Programmes

(Rs. in Lakh)

Sl.No.	Scheme Names	Exp.	2018-19	2019-20 RE	2020-21 BE
2	10% one time rebate on sale of Handloom clothes	PE	677.62	1350.00	1500.00
3	Promotion of Handloom Industries	PE	3531.28	2700.02	3670.00
4	Promotion of Textile Industries	PE	198.34	450.01	400.01
5	Formation of Community Owned Company (COC) through Fab India Ltd. for promotion of Rural Craft(PPP) Project	PE	0.00	0.01	0.01
6	National Handloom Development Programme	PE	1000.00	100.00	0.01
7	Promotion of Handicraft Industries.	PE	1929.36	2824.98	4699.96
8	Promotion of Sericulture Industries	PE	717.98	654.95	700.00
9	Silk Samagra	PE	67.63	300.00	400.00
10	Odisha Crafts Skill Development and Rural Employment (UTKARSH) - World Bank (EAP)	PE	0.00	0.01	0.00
11	Market Development Assistance to Handloom Society	PE	0.00	0.00	500.00
12	Marketing support and services	PE	0.00	20.00	0.01
13	Infrastructure & Technology Development for Handicraft Industries	PE	0.00	700.00	0.03
14	Mukhyamantri Baristha Karigar Sahayata Yojana	PE	0.00	0.01	50.00
15	Setting up of Handicrafts and Handlooms Hub	PE	0.00	0.01	100.00
16	Handloom and Handicraft Development and Promotion Council	PE	2000.00	900.01	0.01
Total			11114.17	11007.53	13176.71
Tourism Department					
1	Tourist Centre	AE	67.83	74.95	74.58
2	Tourist Information and Publicity	AE	448.04	524.86	449.25
3	Tourist Information and Publicity	PE	5649.95	6410.00	6952.99
4	Development of Bakula Bana, Sakhigopal	PE	700.00	0.01	0.01
5	Information, Education and Communication	PE	288.04	189.99	200.00

30% Women Specific Programmes

(Rs. in Lakh)

Sl.No.	Scheme Names	Exp.	2018-19	2019-20 RE	2020-21 BE
6	Barista Nagarika Tirtha Yatra Yojana	PE	1100.00	600.00	600.00
7	Kalinga Institute of Peace and Conflict Resolution	PE	500.00	0.01	500.00
8	Tourist Accommodation	PE	9749.98	9799.99	19049.99
9	Samuka Project	PE	0.00	0.00	8000.00
10	Tourist Accommodation	PE	0.00	3000.00	3210.00
Total			18503.84	20599.81	39036.82
Fisheries & Animal Resources Development Department					
1	Encouragement of commercial poultry entrepreneurs and backyard poultry production	PE	2390.11	411.99	3446.90
2	Integrated Livestock Development Programme	PE	994.66	745.74	1742.90
3	Machha Chasa Pain Nua Pokhari Khola Yojana	PE	4599.94	3486.94	6800.00
4	Organisation of Skill Upgradation Training and Awareness Meet in Fisheries Sector	PE	70.00	50.00	300.00
5	Rural Infrastructure Development Fund (RIDF)	PE	7279.29	8324.43	7324.00
6	Establishment of Dairy Science College	PE	0.00	0.01	0.01
7	Upgradation of skill in self-employment under ARD	PE	103.91	150.00	170.00
8	Strengthening of Dairy Organisation	PE	1692.17	1500.00	1500.00
9	Promotion of Dairy Entrepreneurship	PE	0.00	0.01	0.01
10	National Livestock Health and Diseases Control Programme	PE	263.35	315.00	1000.00
11	White Revolution - Rashtriya Pashaudhan Vikash Yojana	PE	599.33	1516.15	2121.45
Total			17992.76	16500.27	24405.27
Co-operation Department					
1	Farmers Welfare - KALIA	PE	0.00	0.00	11000.00
2	Pradhan Mantri Fasal Bima Yojana (PMFBY)	PE	60000.00	70000.00	70000.00

30% Women Specific Programmes

(Rs. in Lakh)

Sl.No.	Scheme Names	Exp.	2018-19	2019-20 RE	2020-21 BE
Total			60000.00	70000.00	81000.00
Department of Women & Child Development and Mission Shakti					
1	Repair/Addition/ Alteration of Anganwadi Centres and CDPO Office building (Non-Residential Buildings)	AE	321.21	353.33	52.59
2	AWC-CSS	PE	15046.00	9036.21	15653.60
3	AWC-SSS	PE	2059.74	145.56	13600.89
4	District Social Welfare Organisation	AE	127.63	194.63	219.16
5	Head Quarter Establishment	AE	118.42	120.60	144.92
6	Rehabilitation of Child in need of care and protection of Juveniles in conflict with Law.	AE	151.57	198.65	199.61
7	Feeding Programme	AE	455.63	596.92	668.23
8	State support to ICDS	PE	3686.53	6340.92	7706.79
9	State Support to ICDS - Training	PE	0.00	0.00	828.64
10	ICDS Training Programme	PE	848.21	1058.51	936.99
11	Integrated Child Development Service Schemes -District Cell	PE	431.99	830.04	875.52
12	Integrated Child Development Service Schemes	PE	114659.33	149904.79	174624.35
13	Strategy Development for Accelerated Reduction in Malnutrition and Mission for Augmenting Nutrition	PE	0.00	500.00	5145.16
14	Integrated Child Protection Schemes	PE	7245.48	7685.00	7685.00
15	Social Welfare Board	PE	19.94	8.00	8.00
16	Campaign, Seminar and Sports	PE	20.00	20.00	20.00
17	Information, Education and Communication	PE	48.82	46.24	400.00
18	Supply of subsidised rice to NGO run CCIs/ Rice to Shelter Home	PE	0.00	0.00	386.00
19	Nutrition Governance	PE	0.00	0.00	1175.00
20	Financial Support on Non-GIA CCIs	PE	0.00	0.00	1150.00

30% Women Specific Programmes

(Rs. in Lakh)

Sl.No.	Scheme Names	Exp.	2018-19	2019-20 RE	2020-21 BE
21	State Council for Child Welfare	PE	20.70	35.00	35.00
22	State Commission for Protection of Child Rights	PE	18.59	46.23	91.23
23	Infrastructure support for renovation of Utkal Balashram	PE	0.00	3.10	1000.00
24	Information & E-Governance	PE	12.52	50.00	1000.00
25	Biju Sishu Surakshya Yojana	PE	165.00	45.00	600.00
26	Juvenile Justice Funds	PE	1.00	1.00	500.00
27	Other Expenses	AE	70.14	70.14	58.39
Total			145528.45	177289.87	234765.07
Higher Education Department					
1	Modernisation of Quality Education	PE	1099.58	800.12	1400.00
2	Strengthening of Higher Education in Odisha (World Bank) - EAP	PE	4149.58	9500.00	15000.00
3	Incentives towards Education for Destitute Students	PE	0.00	100.00	100.00
4	Interest subvention on Study Loan to students pursuing higher technical studies	PE	0.00	100.00	100.00
5	Scholarship	PE	2728.45	4759.14	4100.00
6	Vyaskabi fakir Mohan Senapati Scholarship for promotion Odia language	PE	0.00	300.01	300.00
7	Coaching for Civil Services	PE	12.50	100.01	100.00
8	Opening of Career Counselling Cell	PE	153.00	0.00	200.00
9	Exemption of fees under Green Passage	PE	0.00	20.00	5.00
10	Odisha State Higher Education Council	PE	50.00	100.00	100.00
11	Distribution of Laptops to Meritorious Students	PE	3995.12	4433.05	4500.00
12	Information & E-Governance	PE	0.00	89.06	150.00
13	N.C.C.	PE	2301.11	2653.50	2918.86
14	National Service Scheme	PE	20.00	24.00	120.00

30% Women Specific Programmes

(Rs. in Lakh)

Sl.No.	Scheme Names	Exp.	2018-19	2019-20 RE	2020-21 BE
15	Youth Red Cross	PE	20.00	20.00	20.00
16	Rashtriya Uchhatara Shiksha Abhiyan (RUSA)	PE	15576.67	17200.00	22000.00
Total			30106.01	40198.89	51113.86
Skill Development & Technical Education Department					
1	Community Development through Polytechnics	PE	0.00	147.44	46.81
2	Rashtriya Uchhatara Sikshya Abhiyan (RUSA)	PE	1058.33	1941.01	443.19
3	Infrastructure Development of Engineering Schools / Polytechnic	PE	9223.17	4150.00	4000.00
4	Improving employable skill and creation of self-employment oppertunities for unemployed youths	PE	149.85	650.99	423.28
5	Odisha State Employment Mission	PE	500.00	600.01	68.00
6	National Apprenticeship Training	PE	1037.59	2595.98	2518.70
7	Skill Development Mission	PE	93.20	437.93	506.74
8	Rashtriya Uchhatara Sikshya Abhiyan (RUSA)	PE	2361.01	600.63	46.81
9	Pradhanmantri Kaushal Vikash Yojana	PE	0.00	1233.00	800.04
10	SANKALP Project-World Bank (EAP)	PE	0.00	716.00	100.00
Total			14423.15	13072.99	8953.57
Micro, Small & Medium Enterprises Department					
1	Grants / Assistance for Micro, Small & Medium Industries	AE	25.00	25.00	30.00
2	Odisha Khadi and Village Industries Board	AE	879.74	1212.06	1145.97
3	Subsidies for Small Scale Industries	AE	312.13	250.00	500.00
4	Grants / Assistance for Micro, Small & Medium Industries	PE	1264.98	1410.00	1965.03
5	MSME Development Programme	PE	4190.10	2508.94	4192.93
6	Promotion of MSME	PE	317.97	282.24	641.00
7	Subsidy for MSME	PE	1665.01	2000.00	2500.00

30% Women Specific Programmes

(Rs. in Lakh)

Sl.No.	Scheme Names	Exp.	2018-19	2019-20 RE	2020-21 BE
8	Rebate on Sale of Khadi Cloth	PE	25.00	40.00	70.00
9	Odisha Khadi and Village Industries Board	PE	100.00	150.00	300.00
10	Grants / Assistance for Micro, Small & Medium Industries	PE	35.00	35.00	35.00
11	Assistance for Welfare of MSME Workers	PE	0.00	352.78	0.01
12	Grants for IDCO MSME Towers	PE	0.00	0.00	1500.00
13	Fund of Funds for Startup Odisha	PE	0.00	0.00	1500.00
14	Assistance for development of New Food Park	PE	0.00	0.00	1500.00
15	Subsidies for Small Scale Industries	PE	1313.24	3000.00	1500.00
Total			10128.17	11266.02	17379.94
Department of Social Security & Empowerment of Persons with Disability					
1	Indira Gandhi National Disable Pension Scheme	PE	5621.60	6898.64	5500.00
2	National Old age Pension to destitute	PE	56451.85	90044.44	61900.00
3	National Family Benefit Scheme	PE	5087.58	4939.00	4939.00
4	Winter Allowance	PE	18688.63	0.03	19355.00
5	Madhubabu Pension for Destitute	PE	103296.85	201364.68	152469.95
6	Bhima Bhoi Bhinna Khyama Samarthya Abhijan	PE	1982.08	2000.00	2500.00
7	Implementation of Persons with Disabilities Act - 1995	PE	721.94	2000.00	1000.00
8	Scholarship and Stipend to Handi- capped Students	PE	1290.25	1262.26	800.00
9	Programmes and activities for Trans Gender	PE	250.00	250.00	250.00
10	Programmes and activities for Trans Gender	PE	0.00	432.00	432.00
11	Home for Aged	PE	3550.00	3550.00	18900.00
12	Rehabilitation of physically and mentally challenged socially disadvantaged persons	PE	1400.00	1200.01	1200.00
13	Incentive for marriage between PWDs and Normal person	PE	197.00	200.00	500.00

30% Women Specific Programmes

(Rs. in Lakh)

Sl.No.	Scheme Names	Exp.	2018-19	2019-20 RE	2020-21 BE
14	State Institute for Empowerment of persons with Disabilities(SIEP)	PE	550.00	377.25	377.00
15	Setting up of Commission for disabled	PE	144.70	144.71	144.00
16	Grants and Assistance	AE	1.00	1.00	1.00
17	Printing of Braille Books	AE	10.00	10.00	10.00
18	Special Appliances	AE	20.00	20.00	8.00
19	Training of Teachers for the blind and disabled	AE	35.00	35.00	35.00
20	Voluntary Organisation for maintenance of physically handicapped and mentally retarded children	AE	2952.63	3249.76	3841.76
21	Voluntary Organisation for maintenance of physically handicapped and mentally retarded children	PE	76.90	80.00	80.00
22	National Programme for rehabilitation of persons with disabilities	AE	240.17	240.17	240.00
23	Free Laptops to visually impaired students	PE	200.00	200.00	200.00
24	Advanced Rehabilitation Center (ARC)	PE	1100.00	226.00	156.00
25	Other Plan Schemes for welfare of handicapped	PE	80.00	80.00	1000.00
26	Campaign, Seminar and Sports	PE	443.75	300.00	500.00
27	Information, Education and Communication	PE	476.90	100.00	100.00
28	State Fund for implementation of the Rights of Persons with Disabilities (RPD) Act.	PE	200.00	200.00	200.00
29	Information & E-Governance	PE	15.00	15.00	20.00
30	Programmes and activities for Senior Citizens	PE	250.00	250.00	250.00
31	Programmes and activities for Beggars and Destitutes	PE	481.67	100.00	500.00
32	Other Plan Schemes for welfare of handicapped	PE	0.00	200.01	200.01
33	Supply of subsidized rice to welfare institutions and hostels	PE	0.00	0.00	491.00
34	Rehabilitation of cured Leprosy patients	PE	99.83	100.00	100.00
35	National Action programme for Senior Citizens(NAPSrC)	PE	0.00	0.00	300.00

30% Women Specific Programmes

(Rs. in Lakh)

Sl.No.	Scheme Names	Exp.	2018-19	2019-20 RE	2020-21 BE
Total			205915.33	320069.96	278499.72
Disaster Management					
1	World Bank Assisted EAP - Odisha Disaster Recovery Project	PE	0.00	8600.01	10000.00
2	Central Contribution to State Disaster Response Fund	DRF	77850.00	81810.00	128340.00
3	States Contribution to state Disaster Response Fund	DRF	8650.00	9090.00	42780.00
4	Central Contribution to State Disaster Mitigation Fund	DRF	0.00	0.00	32085.00
5	State Contribution to State Disaster Mitigation Fund	DRF	0.00	0.00	10695.00
6	Central Grant from National Disaster Response Fund	DRF	34172.00	369100.00	100000.00
7	Central Contribution to National Disaster Mitigation Fund	DRF	0.00	0.00	4313.38
8	Strengthening of State Disaster Management Authority (SDMA) and District Management Authority (DDMA)	PE	63.85	250.00	80.80
9	National Cyclone Risk Mitigation Project with World Bank Assistance (Additional Financing)	PE	320.00	0.01	0.00
10	World Bank assisted EAP for National Cyclone Risk mitigation work	PE	6568.48	0.01	0.00
11	Medical and Public Health	DRF	0.00	0.04	0.04
12	Evacuation of people affected / likely to be affected	DRF	0.00	0.01	100.00
13	Temporary Shelter	DRF	2867.40	0.03	2500.02
14	Assistance to Farmers/Fishermen/Artisans etc	DRF	412.10	1733.52	295.00
Total			130903.83	470583.63	331189.24
Odia Language, Literature and Culture Department					
1	Grants to Odissi Research Centre	AE	23.38	23.38	23.38
2	Grants to Odissi Research Centre	PE	105.00	105.00	120.00
3	Grants to Odisha Lalitkala Academy	AE	10.17	10.17	10.17
4	Grants to Odisha Lalitkala Academy	PE	95.00	95.00	120.00

30% Women Specific Programmes

(Rs. in Lakh)

Sl.No.	Scheme Names	Exp.	2018-19	2019-20 RE	2020-21 BE
5	Grants to Odisha Sangeet Natak Academy	AE	17.28	17.28	17.28
6	Grants to Odisha Sangeet Natak Academy	PE	115.00	115.00	130.00
7	Artist Welfare Fund	PE	60.00	60.00	0.01
8	Language Promotion Proqramme of Odisha Sahitya Akademy	PE	0.00	0.10	0.10
9	Grants to Urdu Academy	AE	14.03	14.03	14.03
10	Grants to Urdu Academy	PE	75.00	75.00	85.00
11	Grants to Utkal University of Culture	AE	233.80	270.00	270.00
12	Grants to Utkal University of Culture	PE	122.50	0.03	0.03
13	Grant for Development of Theatre and Drama	PE	55.00	55.00	70.00
14	Grants to Film Awards	PE	45.00	45.00	50.00
15	Grants to State Council of Culture	PE	70.00	50.00	50.00
16	Grants to Dance and Music Schools of the State	PE	60.00	60.00	100.00
17	Grants to District Cultural Festivals	PE	200.00	200.00	250.00
18	Organisation of Cultural Function	PE	1100.72	536.81	1700.01
19	Promotion of Tribal Art	PE	30.00	30.00	30.00
20	Utkal Sangeeta Mahavidyalaya, BBSR	PE	13.88	21.50	25.75
21	Mukhya Mantri Kalakara Sahayata Yojana	PE	1839.06	5744.53	5100.00
Total			4284.82	7527.83	8165.76
Grand Total			4029467.15	5020840.59	5100894.89