



**BUDGET
PUBLICATION
NO.-33**

**BUDGET IN BRIEF
2021-2022
GUJARAT STATE
AN ANALYTICAL SUMMARY**

**DIRECTORATE OF ECONOMICS AND STATISTICS
GOVERNMENT OF GUJARAT
GANDHINAGAR
MARCH-2021**

BUDGET PUBLICATION NO. 33



BUDGET IN BRIEF
2021 - 2022
GUJARAT STATE
AN ANALYTICAL SUMMARY

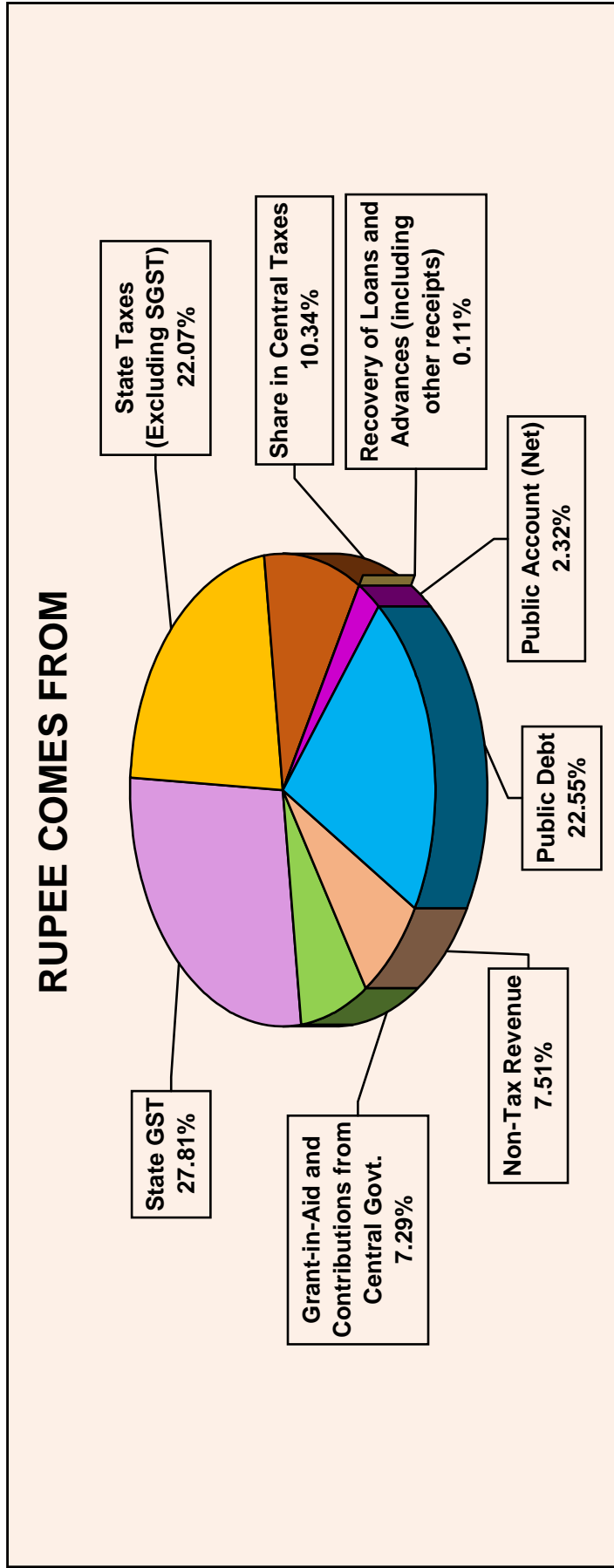
DIRECTORATE OF ECONOMICS AND STATISTICS
GOVERNMENT OF GUJARAT
GANDHINAGAR
MARCH - 2021

CONTENTS

Sr. No.	Details of Statement	Page No.
1.	General Budgetary Position	4
2.	Receipts on Revenue Account	6
3.	Receipts on Capital Account	8
4.	Expenditure on Revenue Account	9
5.	Expenditure on Capital Account	11
6.	Developmental Vs Non-Developmental Expenditure	14

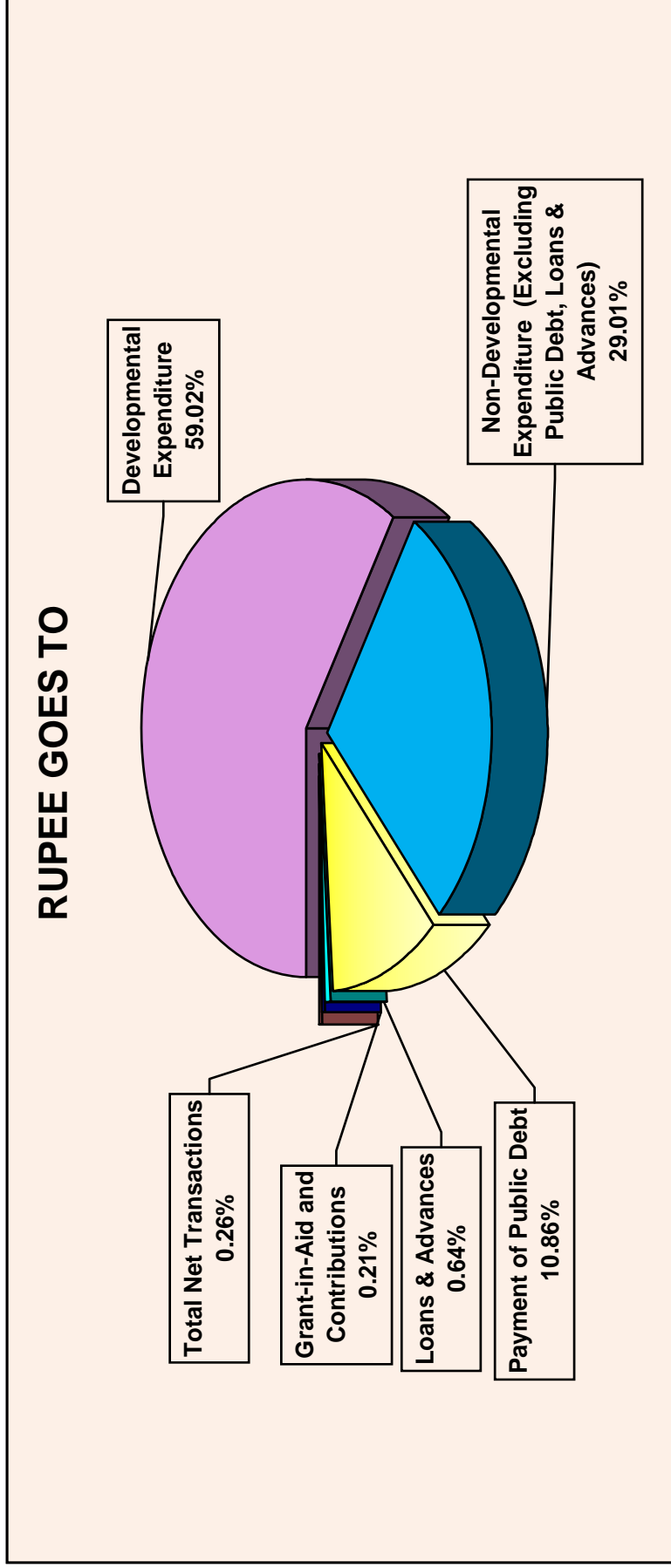
RECEIPT ESTIMATES OF THE STATE GOVERNMENT, 2021-22

Item	Rs. in Crore
Non-Tax Revenue	16801.51
Grant-in-Aid and Contributions from Central Govt.	16313.62
State GST	62278.40
State Taxes (Excluding SGST)	49427.60
Share in Central Taxes	23148.27
Recovery of Loans and Advances (including other receipts)	250.00
Public Account (Net)	5200.00
Public Debt	50501.00
Total	223920.40



EXPENDITURE ESTIMATES OF THE STATE GOVERNMENT, 2021-22

Item	Rs. In Crore
Developmental Expenditure	132150.25
Non-Developmental Expenditure (Excluding Public Debt, Loans & Advances)	64950.47
Payment of Public Debt	24330.02
Loans & Advances	1426.03
Grant-in-Aid and Contributions	475.75
Total Net Transactions	587.88
Total	223920.40

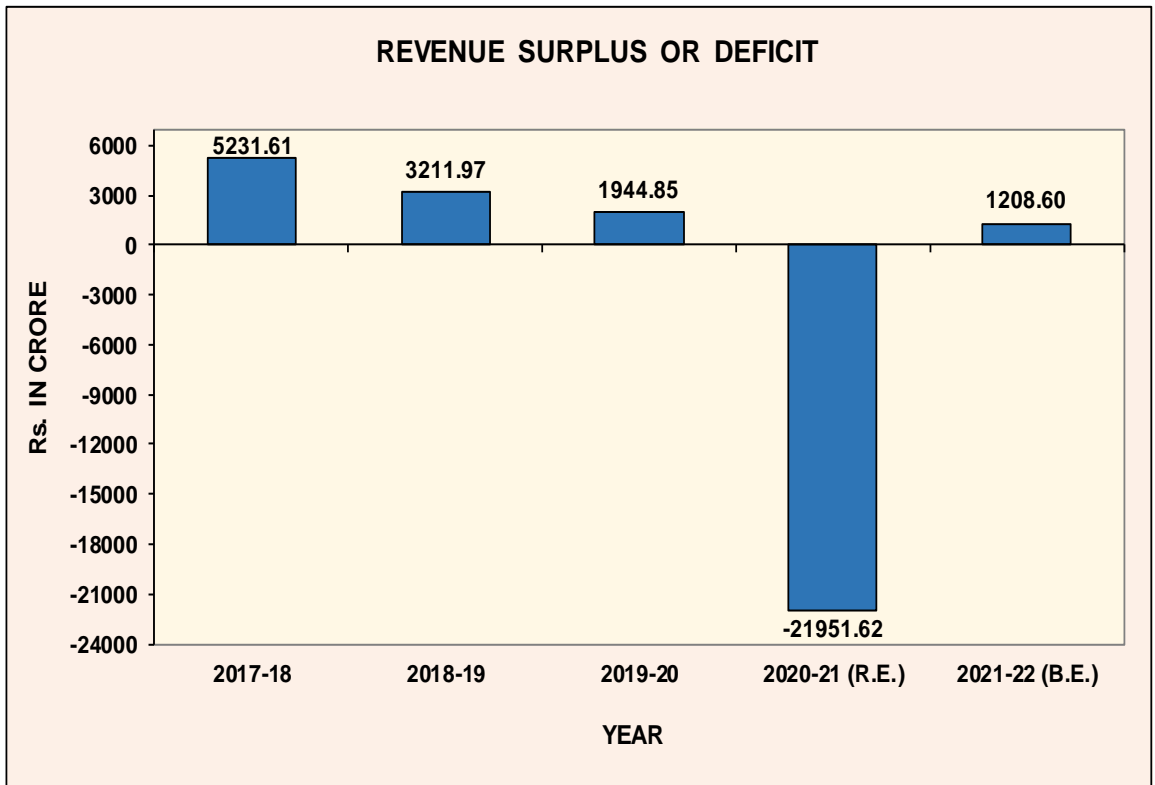
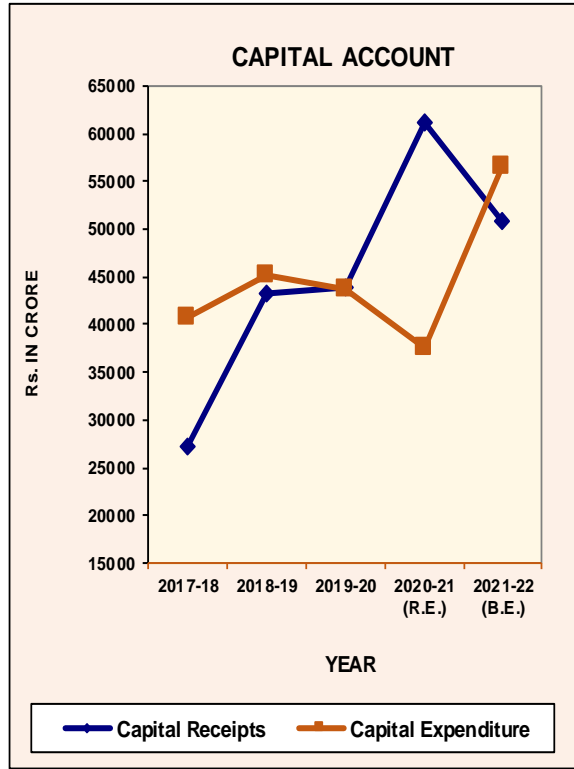
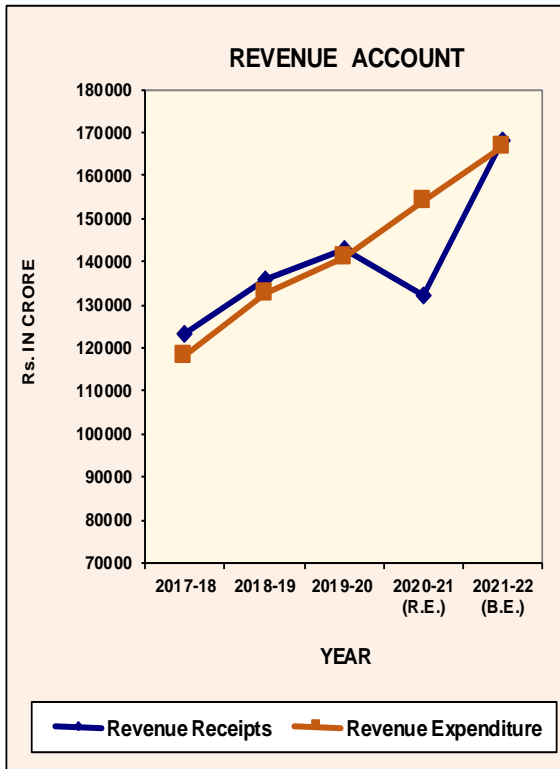


1. GENERAL BUDGETARY POSITION

Sr. No.	Item	(Rs. in Crore)				
		2017-18	2018-19	2019-20	2020-21	2021-22
1	2	3	4	5	6	7
I	Revenue Account					
	A. Revenue Receipts	123291.27	136001.55	142843.76	132294.43	167969.40
	B. Revenue Expenditure	118059.66	132789.58	140898.91	154246.05	166760.80
	Revenue Surplus (+) or Deficit (-)	5231.61	3211.97	1944.85	(-)21951.62	1208.60
II	Capital Account					
	A. Capital Receipts	27298.96	43362.46	43927.35	61268.00	50751.00
	B. Capital Expenditure	40644.50	45225.39	43664.09	37650.68	56571.72
	Capital Surplus (+) or Deficit (-)	(-)13345.54	(-)1862.93	263.26	23617.32	(-)5820.72
	Surplus (+) or Deficit (-)	(-)8113.93	1349.04	2208.11	1665.70	(-)4612.12
	within Consolidated Fund					
III	Contingency Fund (Net)	0.00	(-)0.25	0.25	0.00	0.00
IV	Public Account (Net)	8226.22	(-)993.33	(-)2193.18	5200.00	5200.00
	Total Net Transactions	112.29	355.46	15.18	6865.70	587.88

R.E. = Revised Estimates, B.E. = Budget Estimates

GENERAL BUDGETARY POSITION

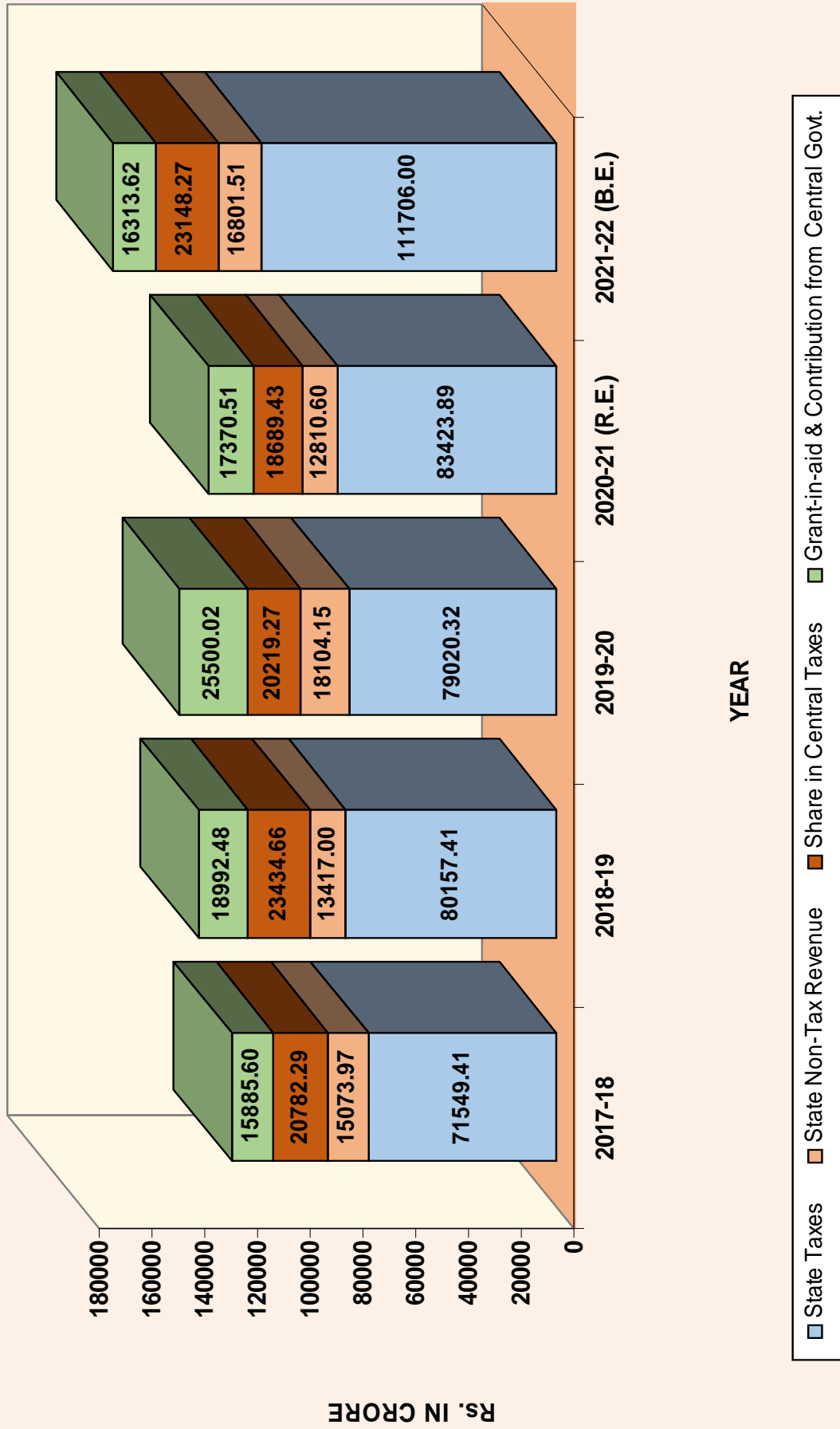


2. RECEIPTS ON REVENUE ACCOUNT

Sr. No.	Item	(Rs. in Crore)				
		2017-18	2018-19	2019-20	2020-21	2021-22
1	2	3	4	5	6	7
I	Tax Revenue					
	A Share in Central Taxes	20782.29	23434.66	20219.27	18689.43	23148.27
	(1) Corporation Tax	6361.23	8167.69	6898.37	5363.81	6734.93
	(2) Income Tax other than Corporation Tax	5371.41	6015.16	5405.35	5464.50	6843.96
	(3) Tax on Wealth	0.00	2.99	0.30	-0.26	-0.29
	(4) Custom Duties	2096.40	1664.82	1282.45	1243.45	1398.71
	(5) Union Excise Duties	2191.29	1106.37	891.64	665.27	677.34
	(6) Services Tax	2373.20	218.18	0.00	19.50	14.26
	(7) Central GST	291.72	5796.85	5741.16	5933.16	7479.36
	(8) Integrated GST	2097.04	462.60	0.00	0.00	0.00
	B State Taxes	71549.41	80157.41	79020.32	83423.89	111706.00
	(1) Taxes on Income and Expenditure	259.90	303.05	258.91	268.19	300.00
	(2) Land Revenue	1859.04	2407.51	2358.74	2044.00	2840.60
	(3) Stamps & Registration	7254.75	7780.77	7701.17	6944.63	8700.00
	(4) State Excise	84.75	130.59	138.26	128.70	144.00
	(5) State GST	21250.85	34888.71	34106.67	41827.10	62278.40
	(6) Sales Tax/VAT	29638.89	22414.25	21071.72	19972.40	23230.00
	(i) Central S.T.	3462.74	2785.80	2343.26	2261.94	2817.00
	(ii) State S.T.	1336.18	35.01	9.98	21.00	103.00
	(iii) Value Added Tax (VAT)	22764.61	17169.59	16217.49	15391.32	17954.00
	(iv) Others	2075.36	2423.85	2500.99	2298.14	2356.00
	(7) Taxes on Vehicles	3885.44	4118.60	3846.94	2915.55	4558.00
	(8) Taxes on Goods & Passengers	131.28	116.74	48.35	36.65	125.00
	(9) Electricity Duties	6484.29	7347.79	8774.35	8590.00	8700.00
	(10) Entertainment Tax	51.56	1.30	2.07	1.65	1.65
	(11) Other Taxes & Duties	648.66	648.10	713.14	695.02	828.35
	Total-I (A+B)	92331.70	103592.07	99239.59	102113.32	134854.27
II	State Non-Tax Revenue	15073.97	13417.00	18104.15	12810.60	16801.51
III	Grant-in-aid & Contribution from Central Government	15885.60	18992.48	25500.02	17370.51	16313.62
	GRAND TOTAL (I+II+III)	123291.27	136001.55	142843.76	132294.43	167969.40

R.E. = Revised Estimates, B.E. = Budget Estimates

RECEIPTS ON REVENUE ACCOUNT



3. RECEIPTS ON CAPITAL ACCOUNT

		(Rs. in Crore)					
Sr. No.	Item	2017-18	2018-19	2019-20	2020-21	2021-22	
1	2	3	4	5	(R.E.) 6	(B.E.) 7	
I	Public Debt	26952.74	43146.09	43491.32	61008.00	50501.00	
	A Internal Debt of	26862.91	40950.39	42693.79	49500.00	48500.00	
	State Government						
	B Loans & Advances from the	89.83	2195.70	797.53	11507.00	2000.00	
	Central Government						
	C Ways & Means Advances	0.00	0.00	0.00	1.00	1.00	
II	Recovery of Loans & Advances	346.22	151.37	329.67	250.00	250.00	
III	Other Receipts	0.00	65.00	106.36	10.00	0.00	
	GRAND TOTAL (I+II+III)	27298.96	43362.46	43927.35	61268.00	50751.00	

R.E. = Revised Estimates, B.E. = Budget Estimates

4. EXPENDITURE ON REVENUE ACCOUNT

Sr. No.	Item	(Rs. in Crore)					
		2017-18	2018-19	2019-20	2020-21	2021-22	
1	2	3	4	5	6	7	
I	DEVELOPMENTAL						
	A. Social Services	49039.00	53285.28	59197.27	64061.16	65665.19	
1	Education, Sports, Art and Culture	21528.49	24073.18	24642.22	26322.31	27350.20	
2	Health and Family Welfare	6945.38	7927.01	9215.98	10489.51	10432.19	
3	Water Supply, Sanitation, Housing and Urban Development	10795.28	11676.93	13637.32	13055.00	14749.60	
4	Information and Broadcasting	138.93	160.73	140.24	155.53	156.47	
5	Welfare of Scheduled Castes, Scheduled Tribes and Other Backward Classes	3510.66	3977.13	3998.08	3688.35	4469.07	
6	Labour and Labour Welfare	1524.02	1053.33	964.05	1010.36	1316.04	
7	Social Welfare and Nutrition	4520.61	4346.62	6526.97	9267.83	7080.94	
8	Others	75.63	70.35	72.41	72.27	110.68	
	B. Economic Services	27145.02	31575.69	32114.83	37914.74	36794.30	
1	Agriculture and Allied Activities	7801.51	8366.51	6568.70	7752.03	7754.39	
2	Rural Development	3199.53	3483.33	4102.54	5909.26	5306.56	
3	Special Area Programmes	79.39	87.57	93.35	92.71	101.68	
4	Irrigation and Flood Control	1087.49	1072.31	1259.79	1257.78	1328.19	
5	Energy	5820.38	7654.51	8900.18	9760.56	9239.11	
6	Industry and Minerals	3084.80	4538.67	4982.73	6020.77	5153.46	
7	Transport	4696.29	5089.85	5012.91	4165.28	4962.02	
8	Communication	0.00	0.00	0.00	0.00	0.00	
9	Science, Technology and Environment	344.61	296.14	483.80	1066.94	1325.13	
10	General Economic Services	1031.02	986.80	710.83	1889.41	1623.76	
	Total - I	76184.02	84860.97	91312.10	101975.90	102459.49	

(Contd.)

4. EXPENDITURE ON REVENUE ACCOUNT (Concl'd.)

		(Rs. in Crore)					
Sr. No.	Item	2017-18	2018-19	2019-20	2020-21	2021-22	
1	2	3	4	5	(R.E.) 6	(B.E.) 7	
II	NON-DEVELOPMENTAL						
	General Services						
	A Organs of State	1228.84	1302.45	1450.12	1242.40	1442.26	
	B Fiscal Services	725.81	741.31	688.31	773.25	931.94	
	C Administrative Services	6478.27	7000.67	6884.40	7671.20	8642.26	
	D Interest Payment	18954.04	20183.36	22448.66	24421.44	25921.97	
	E Pension and other Retirement Benefits	13978.81	18295.44	17662.59	17667.82	16843.05	
	F Appropriation for Reduction or Avoidance of debt (Consolidated Sinking Fund)	0.00	0.00	0.00	0.00	2000.00	
	G Miscellaneous General Services - of which Transfer to Guarantee Redemption Fund	35.81 10.00	40.56 10.00	37.56 10.00	46.08 10.00	8044.08 10.00	
	General Services Total - II	41401.58	47563.79	49171.64	51822.19	63825.56	
III	GRANT-IN-AID & CONTRIBUTIONS						
	GRAND TOTAL (I+II+III)	118059.66	132789.58	140898.91	154246.05	166760.80	

R.E. = Revised Estimates, B.E. = Budget Estimates

5. EXPENDITURE ON CAPITAL ACCOUNT

Sr. No.	Item	(Rs. in Crore)						
		2017-18	2018-19	2019-20	2020-21	2021-22	(R.E.)	(B.E.)
1	2	3	4	5	6	7	7	
I	DEVELOPMENTAL							
	A. Social Services	6812.77	7695.91	6175.42	7488.00	8207.83		
1	Education, Sports, Art and Culture	793.58	915.17	559.38	1033.19	1152.35		
2	Health and Family Welfare	1570.16	2056.73	1067.44	742.32	872.09		
3	Water Supply, Sanitation, Housing and Urban Development	4075.62	4150.18	4019.78	5102.48	5271.81		
4	Information and Broadcasting	0.00	0.00	0.00	0.00	0.05		
5	Welfare of Scheduled Castes, Scheduled Tribes and Other Backward Classes	135.72	202.29	228.43	182.35	356.67		
6	Social Welfare and Nutrition	22.28	53.56	84.15	24.75	78.75		
7	Others	215.41	317.98	216.24	402.91	476.11		
	B. Economic Services	18629.92	19490.95	18784.33	20428.08	21482.93		
1	Agriculture and Allied Services	824.96	845.18	780.37	863.65	997.83		
2	Rural Development	1206.40	1299.42	1297.89	944.77	1305.75		
3	Special Area Programmes	21.91	0.99	10.00	5.00	10.00		
4	Irrigation and Flood Control	9079.81	10349.58	8544.49	6709.40	8808.77		
5	Energy	2939.36	2873.57	3409.46	3376.37	3656.14		
6	Industry and Minerals	109.63	116.69	286.29	1349.57	511.34		
7	Transport	3963.48	3448.27	3972.45	6303.50	4742.61		
8	Communications	0.00	0.00	0.00	0.00	0.00		
9	Science, Technology and Environment	0.00	0.00	0.00	0.00	0.00		
10	General Economic Services	484.37	557.25	483.38	875.82	1450.49		
	Total - I	25442.69	27186.86	24959.75	27916.08	29690.76		

(Contd.)

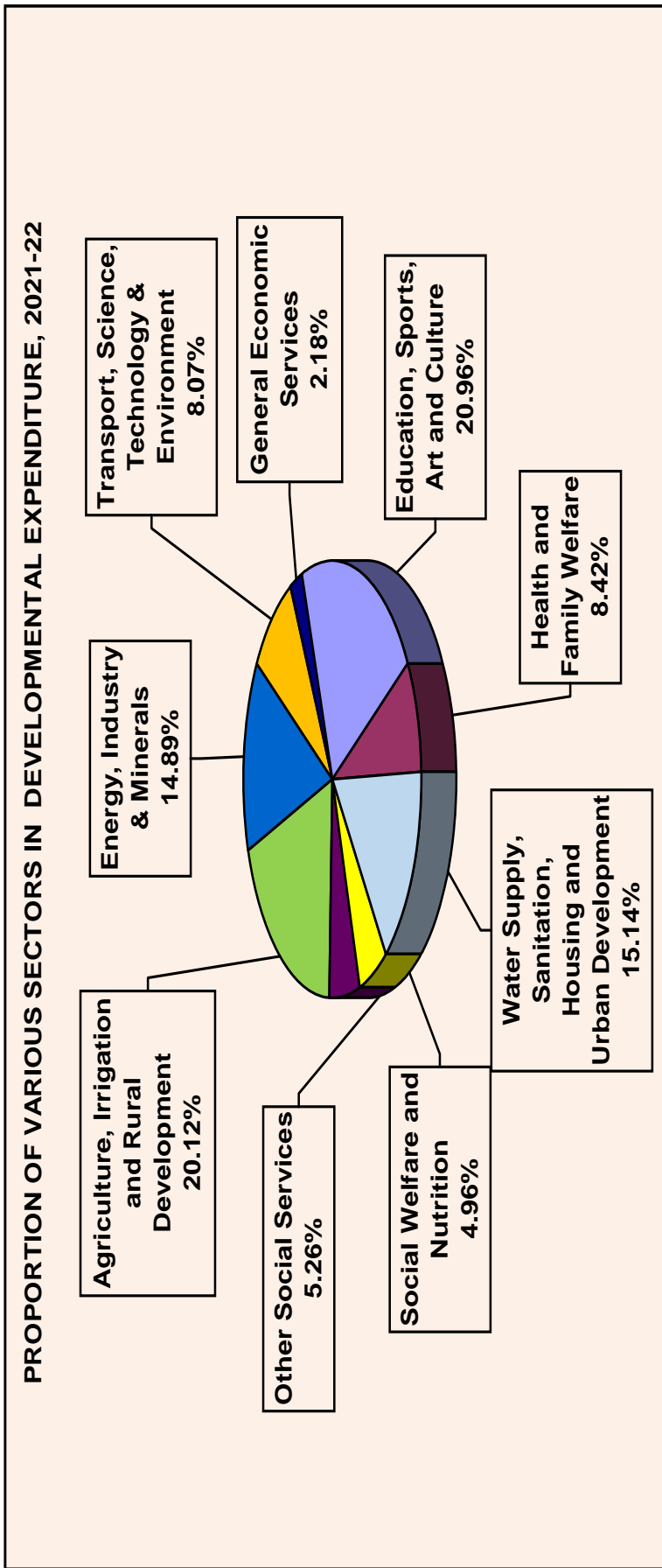
5. EXPENDITURE ON CAPITAL ACCOUNT

		(Rs. in Crore)					
Sr. No.	Item	2017-18	2018-19	2019-20	2020-21	2021-22	
1	2	3	4	5	6	7	
					(R.E.)	(B.E.)	
II	NON-DEVELOPMENTAL						
A	General Services	870.51	875.04	690.86	537.60	1124.91	
B	Repayment of Public Debt	13700.23	15432.02	16701.76	7961.42	24330.02	
1	Internal Debt of State Government	12991.00	14719.24	15907.46	7199.38	23518.87	
2	Loans & Advances from Central Government	709.23	712.78	794.30	761.04	810.15	
3	Wage & Means Advances	0.00	0.00	0.00	1.00	1.00	
C	Disbursement of Loans & Advances by the State Government	631.07	1731.47	1311.72	1235.58	1426.03	
D	Other Expenditure	0.00	0.00	0.00	0.00	0.00	
	Total - II	15201.81	18038.53	18704.34	9734.60	26880.96	
	GRAND TOTAL (I+II)	40644.50	45225.39	43664.09	37650.68	56571.72	

R.E. = Revised Estimates, B.E. = Budget Estimates

DEVELOPMENTAL EXPENDITURE IN VARIOUS SECTORS, 2021-22

Sr. No.	Sector	Rs. in Crore
1	Education, Sports, Art and Culture	28502.55
2	Health and Family Welfare	11304.28
3	Water Supply, Sanitation, Housing and Urban Development	20021.41
4	Social Welfare and Nutrition	7159.69
5	Other Social Services	6996.77
6	Agriculture, Irrigation and Rural Development	25501.49
7	Energy, Industry & Minerals	18560.05
8	Transport, Science, Technology & Environment	11029.76
9	General Economic Services	3074.25
Total		132150.25



6. DEVELOPMENTAL Vs NON-DEVELOPMENTAL EXPENDITURE

Sr. No.	Item	(Rs. in Crore)					
		2017-18	2018-19	2019-20	2020-21	2021-22	
1	2	3	4	5	6	7	
A	Developmental						
	Revenue Account	76184.02	84860.97	91312.10	101975.90	102459.49	
	Capital Account	25442.69	27186.86	24959.75	27916.08	29690.76	
	Total - A	101626.71	112047.83	116271.85	129891.98	132150.25	
B	Non-Developmental						
	Revenue Account	41401.58	47563.79	49171.64	51822.19	63825.56	
	Capital Account	15201.81	18038.53	18704.34	9734.60	26880.96	
	Total - B	56603.39	65602.32	67875.98	61556.79	90706.52	

R.E. = Revised Estimates, B.E. = Budget Estimates

DEVELOPMENTAL Vs NON-DEVELOPMENTAL EXPENDITURE

