

## P R E F A C E

This volume of Budget 2021-22, “Telangana Budget in Brief” provides an overview of the budget proposals of the Government for the year.

Statistical tables and graphs are provided in the book to highlight the salient features of the Budget 2021-22.



# C O N T E N T S

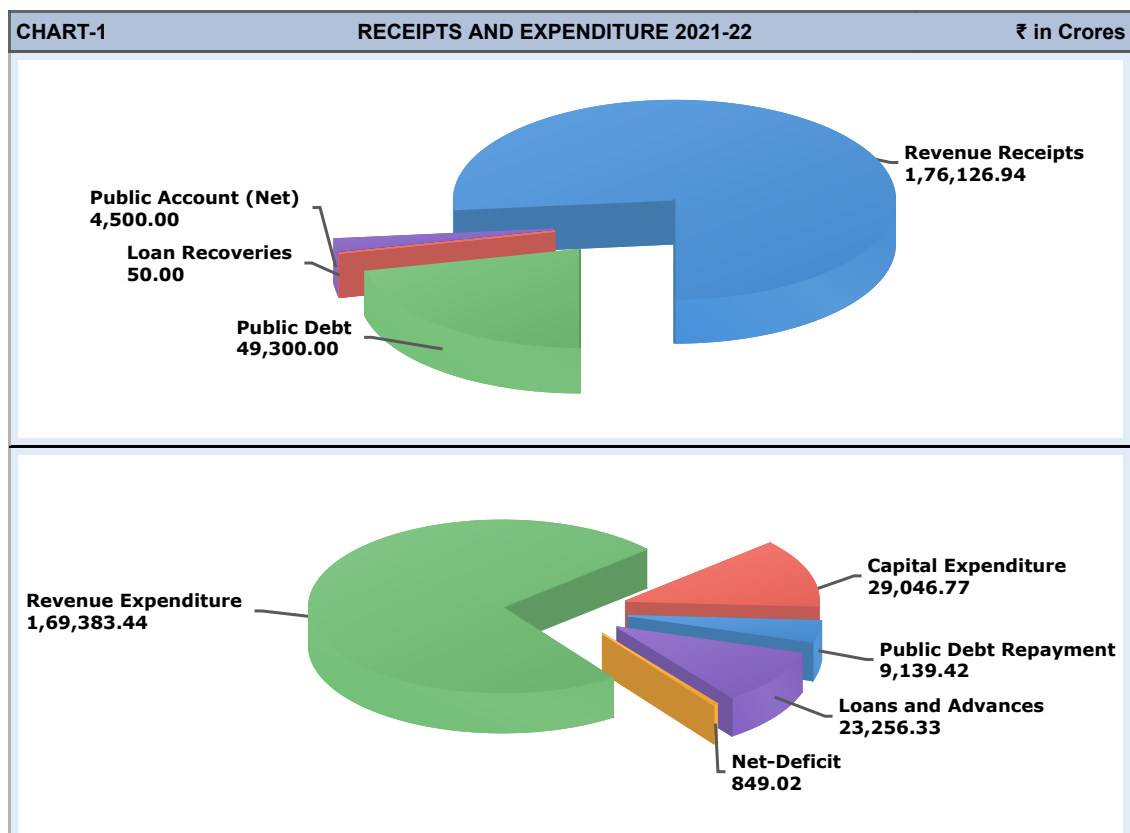
S.No	TABLE AND CHARTS	Page.No
OVERVIEW OF BUDGET		
1	Telangana Budget at a Glance 2021-22	4
2	Overall Budgetary position	5
3	Revenue Account Receipts and Expenditure	6
4	Revenue and expenditure of the State	7
ANALYSIS OF BUDGET TRENDS		
6	Trends in Revenue Receipts	8
7	Trends in Revenue Expenditure	9
8	Revenue Account Surplus or Deficit	10
10	Public Debt Outstanding	11
11	Tentative Risk Weighted Outstanding Guarantees	12
ALLOCATION TO IMPORTANT SECTORS IN STATE BUDGET		
13	Power Sector	13
14	Irrigation Sector	14
DETAILS OF RECEIPTS		
15	An Analysis of Revenue Receipts	15

## Telangana Budget at a Glance 2021-22

₹ in Crores				
Particulars	Accounts 2019-20	BE 2020-21	RE 2020-21	BE 2021-22
(1)	(2)	(3)	(4)	(5)
<b>I Opening Balance</b>	- 93.29	1,029.68	- 1,689.15	- 1,676.22
<b>II Revenue Receipts</b>	<b>1,02,543.82</b>	<b>1,43,151.94</b>	<b>1,17,757.84</b>	<b>1,76,126.94</b>
1 Share of Central Taxes	15,987.59	16,726.58	11,731.25	13,990.13
2 Tax Revenue	67,597.49	85,300.00	76,195.65	92,910.00
3 Non Tax Revenue	7,360.32	30,600.00	19,305.58	30,557.35
4 Grants-in-aid	11,598.42	10,525.36	10,525.36	38,669.46
<b>III Capital Receipts</b>	<b>75,964.72</b>	<b>39,550.00</b>	<b>48,984.00</b>	<b>53,850.00</b>
5 Open Market Loans	37,109.00	34,000.00	43,784.00	47,500.00
6 Floating Debt(Gross)	37,247.59	100.00	100.00	100.00
7 Loans from the GOI	207.46	400.00	400.00	200.00
8 Other Loans	969.32	1,000.00	650.00	1,500.00
9 Deposits Transactions etc.(Net)	371.52	4,000.00	4,000.00	4,500.00
10 Loans and Advances	61.95	50.00	50.00	50.00
11 Other Receipts	0.00	0.00	0.00	0.00
12 Contingency Fund Net	- 2.12	0.00	0.00	0.00
<b>IV Total Receipts (II+III)</b>	<b>1,78,508.54</b>	<b>1,82,701.94</b>	<b>1,66,741.84</b>	<b>2,29,976.94</b>
<b>V Revenue Expenditure</b>	<b>1,08,797.88</b>	<b>1,38,669.82</b>	<b>1,33,984.31</b>	<b>1,69,383.44</b>
13 Of which Interest Payments	14,385.56	14,615.36	14,615.36	17,584.38
<b>VI Capital Expenditure</b>	<b>16,858.81</b>	<b>22,061.18</b>	<b>10,561.18</b>	<b>29,046.77</b>
<b>VII Loans and Advances</b>	<b>8,699.78</b>	<b>15,662.20</b>	<b>15,662.20</b>	<b>23,256.33</b>
<b>VIII Capital Disburments(14 to 18)</b>	<b>45,747.94</b>	<b>6,521.22</b>	<b>6,521.22</b>	<b>9,139.42</b>
14 Floating Debt	37,247.59	100.00	100.00	100.00
15 Public Debt Repayment	6,411.71	4,701.60	4,701.60	6,460.40
16 Loans Form GOI	439.39	377.99	377.99	438.98
17 Other Loans	1,641.34	1,341.64	1,341.64	2,140.04
18 Interstate Settlement	7.91	0.00	0.00	0.00
<b>IX Total Expenditure</b>	<b>1,80,104.40</b>	<b>1,82,914.42</b>	<b>1,66,728.91</b>	<b>2,30,825.96</b>
<b>X Overall Transactions(IV – IX)</b>	<b>- 1,595.86</b>	<b>- 212.48</b>	<b>12.93</b>	<b>- 849.02</b>
<b>XI Closing Balance(I + X)</b>	<b>- 1,689.15</b>	<b>817.20</b>	<b>- 1,676.22</b>	<b>- 2,525.24</b>
<b>XII Revenue Surplus(II – V)</b>	<b>- 6,254.06</b>	<b>4,482.12</b>	<b>- 16,226.47</b>	<b>6,743.50</b>
<b>XIII Fiscal Deficit(XII - VI - VII + 10)</b>	<b>31,750.69</b>	<b>33,191.25</b>	<b>42,399.85</b>	<b>45,509.60</b>
<b>XIV Primary Deficit(XIII - 13)</b>	<b>17,365.13</b>	<b>18,575.89</b>	<b>27,784.49</b>	<b>27,925.22</b>

## Overall Budgetary Position 2021-22

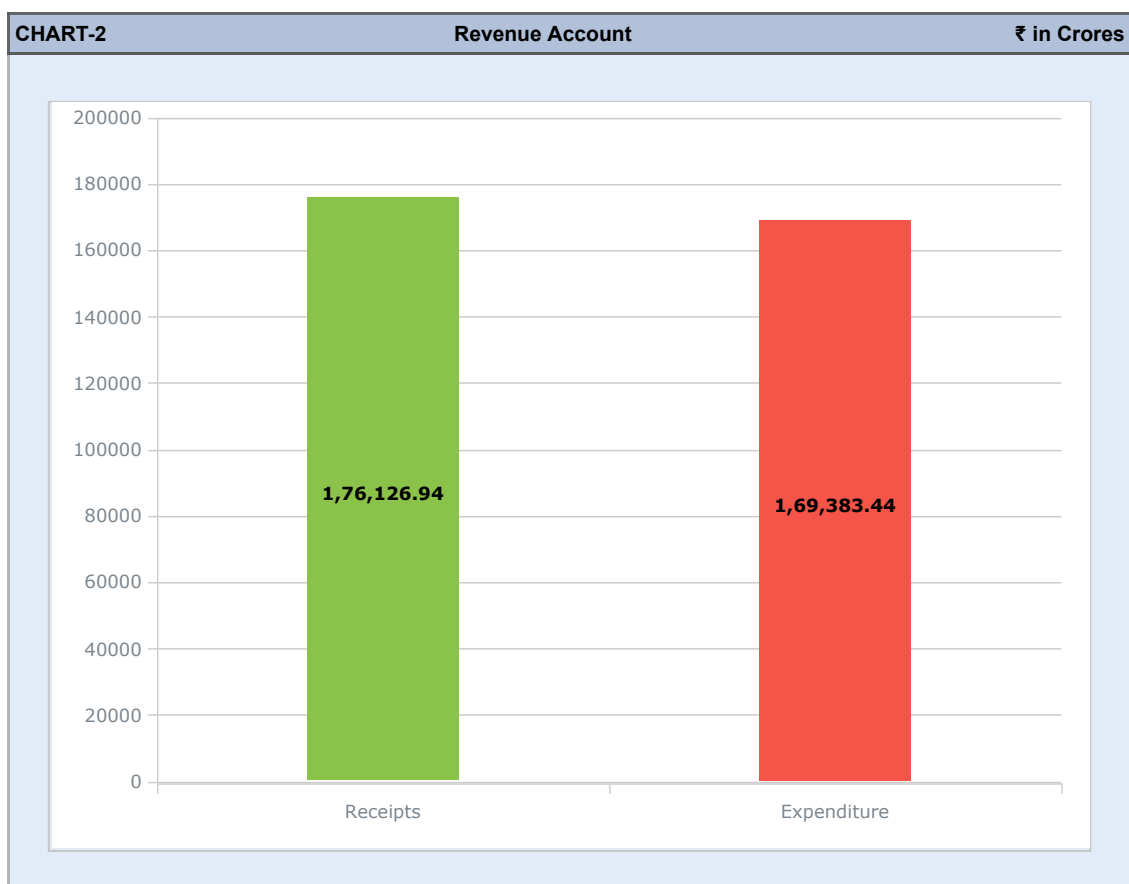
<b>TABLE - 1</b>	<b>₹ in Crores</b>
Revenue Receipts	1,76,126.94
Public Debt	49,300.000
Loan Recoveries	50.00
Public Account (Net)	4,500.00
<b>Total Receipts</b>	<b>2,29,976.94</b>
Revenue Expenditure	1,69,383.44
Capital Expenditure	29,046.77
Public Debt Repayment	9,139.42
Loans and Advances	23,256.33
<b>Total Expenditure</b>	<b>2,30,825.96</b>
<b>Net-Deficit (-)</b>	<b>- 849.02</b>



## Revenue Account Receipts and Expenditure

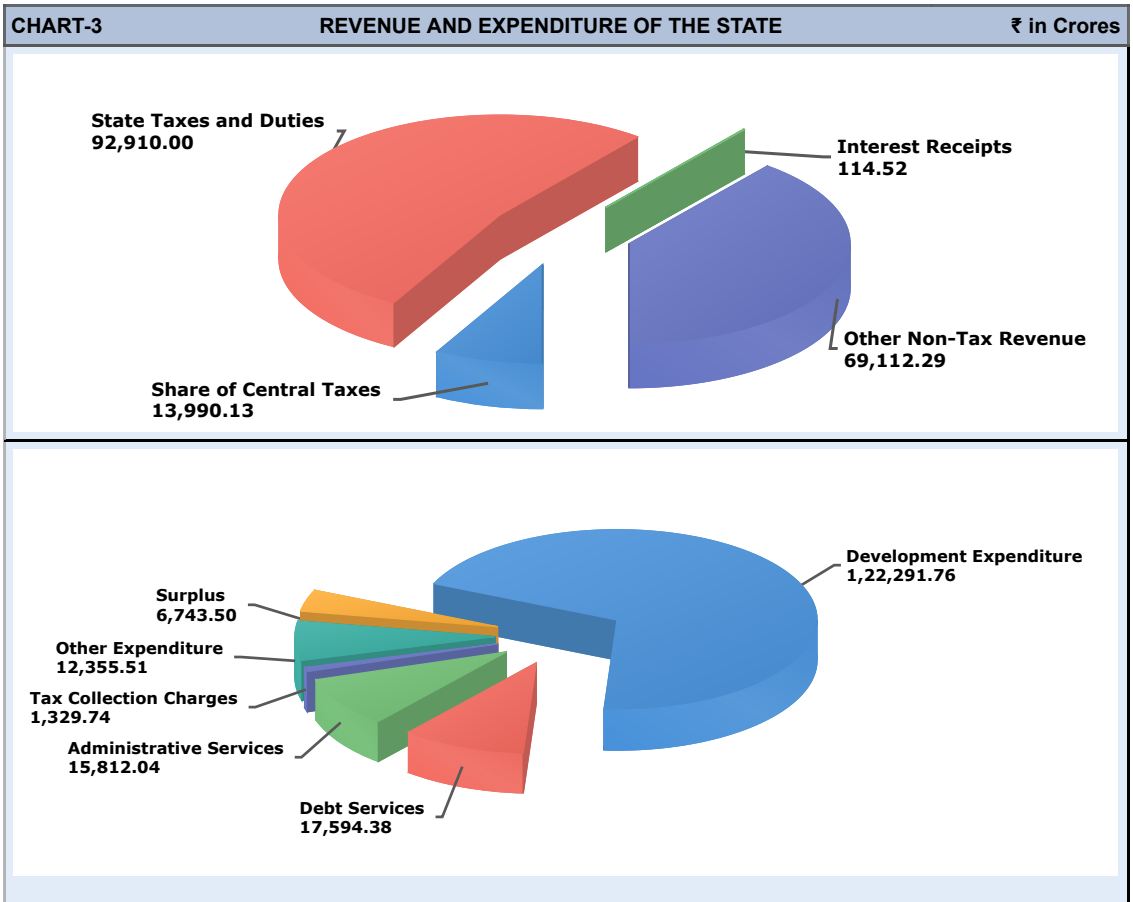
The Receipts on revenue Account during the year 2021-22 are estimated at 1,76,126.94 Crores and the expenditure is estimated to be 1,69,383.44 Crores. The Estimate for 2021-22 reveals a Revenue Surplus (+) of 6,743.50 Crores

TABLE - 2				₹ in Crores
Particulars	Accounts 2019-20	Revised Estimate 2020-21	Budget Estimate 2021-22	
1	2	3	4	
<b>Revenue Receipts</b>	<b>1,02,543.82</b>	<b>1,17,757.84</b>	<b>1,76,126.94</b>	
<b>Revenue Expenditure</b>	<b>1,08,797.88</b>	<b>1,33,984.31</b>	<b>1,69,383.44</b>	
Surplus(+)	- 6,254.06	- 16,226.47	6,743.50	



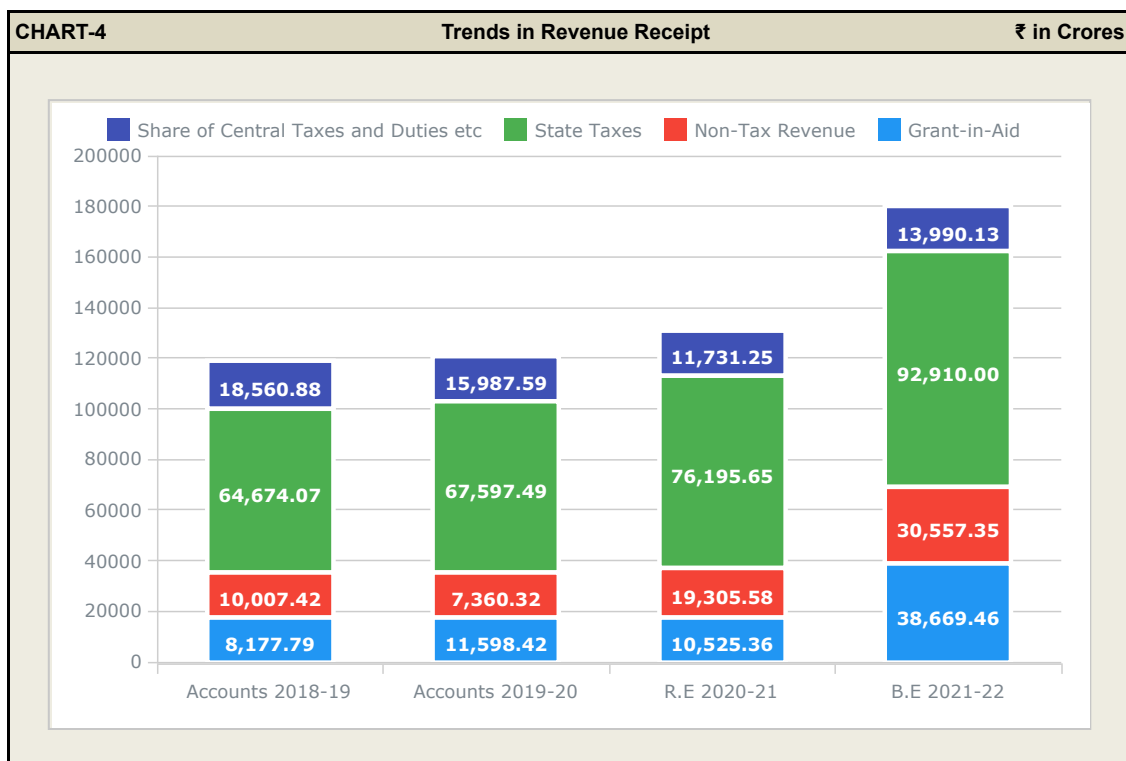
## Revenue and Expenditure of the State

TABLE - 3		₹ in Crores	
Receipts		Expenditure	
Taxes and Duties		Development Expenditure	1,22,291.76
Share Of Central Taxes	13,990.13	Debt Services	17,594.38
State Taxes and Duties	92,910.00	Administrative Services	15,812.04
Non-Tax Revenue		Tax Collection Charges	1,329.74
Interest Receipts	114.52	Other Expenditure	12,355.51
Other Non-Tax Revenue (Including Grant-in-aid from Central)	69,112.29		
Total	1,76,126.94	Total	1,69,383.44
Deficit	0.00	Surplus	6,743.50
<b>Grand Total</b>	<b>1,76,126.94</b>	<b>Grand Total</b>	<b>1,76,126.94</b>



## Trends in Revenue Receipts

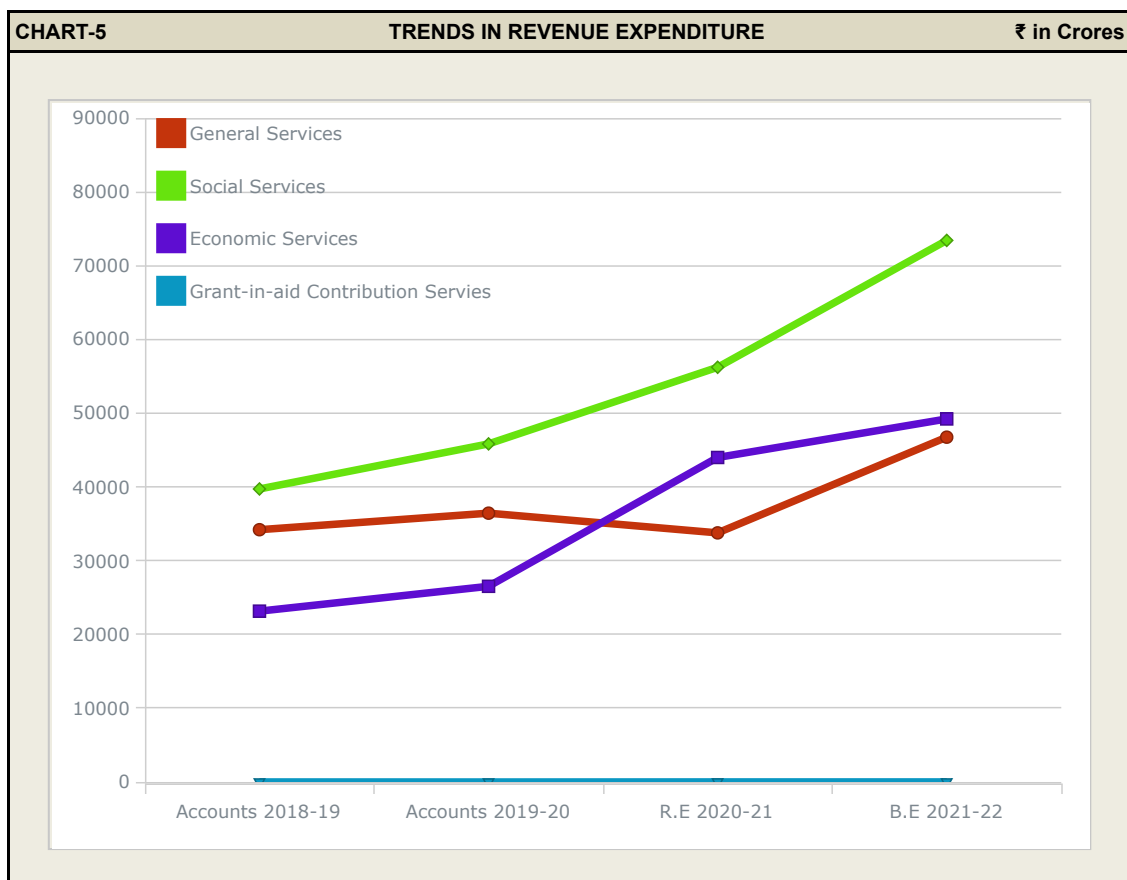
Particulars		Accounts 2018-19	Accounts 2019-20	R.E 2020-21	B.E 2021-22
<b>1</b>	<b>Taxes &amp; Duties</b>	83,234.95	<b>83,585.08</b>	<b>87,926.90</b>	<b>1,06,900.13</b>
I	Share of Central Taxes and Duties etc.	18,560.88	15,987.59	11,731.25	13,990.13
II	State Taxes	64,674.07	67,597.49	76,195.65	92,910.00
A	Land Revenue	0.42	0.99	6.94	6.31
B	Taxes on Sales, Trade	44,087.48	44,191.12	48,895.65	57,500.00
C	State Excise	10,637.56	11,991.58	16,000.00	17,000.00
D	Others	9,948.61	11,413.80	11,293.06	18,403.69
<b>2</b>	<b>Non-Tax Revenue</b>	<b>10,007.42</b>	<b>7,360.32</b>	<b>19,305.58</b>	<b>30,557.35</b>
<b>3.</b>	<b>Grant-in-aid</b>	<b>8,177.79</b>	<b>11,598.42</b>	<b>10,525.36</b>	<b>38,669.46</b>
<b>Total</b>		<b>1,01,420.16</b>	<b>1,02,543.82</b>	<b>1,17,757.84</b>	<b>1,76,126.94</b>





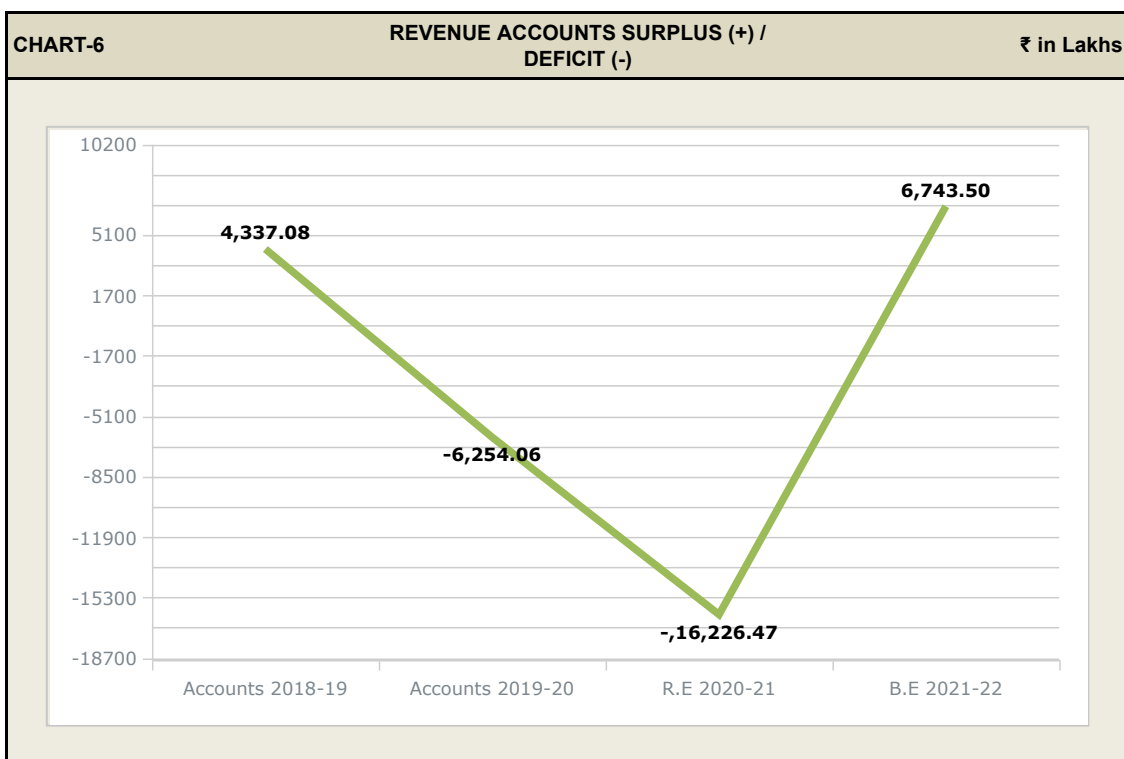
## Trends in Revenue Expenditure

TABLE - 5					₹ in Crores
Particulars	Accounts 2018-19	Accounts 2019-20	R.E 2020-21	B.E 2021-22	
1	2	3	4	5	
<b>General Services</b>	<b>34,199.18</b>	<b>36,440.33</b>	<b>33,769.07</b>	<b>46,741.60</b>	
Tax Collection	872.76	786.29	800.53	1,329.74	
Administrative Services	7,653.11	8,137.26	7,251.60	15,812.04	
Others	25,673.31	27,516.78	25,716.93	29,599.82	
<b>Social Services</b>	<b>39,721.16</b>	<b>45,832.80</b>	<b>56,215.75</b>	<b>73,417.14</b>	
<b>Economic Services</b>	<b>23,157.47</b>	<b>26,524.75</b>	<b>43,989.40</b>	<b>49,214.59</b>	
<b>Grants-in-aid and Contribution</b>	<b>5.27</b>	<b>0.00</b>	<b>10.10</b>	<b>10.10</b>	
<b>Total</b>	<b>97,083.08</b>	<b>1,08,797.88</b>	<b>1,33,984.31</b>	<b>1,69,383.44</b>	



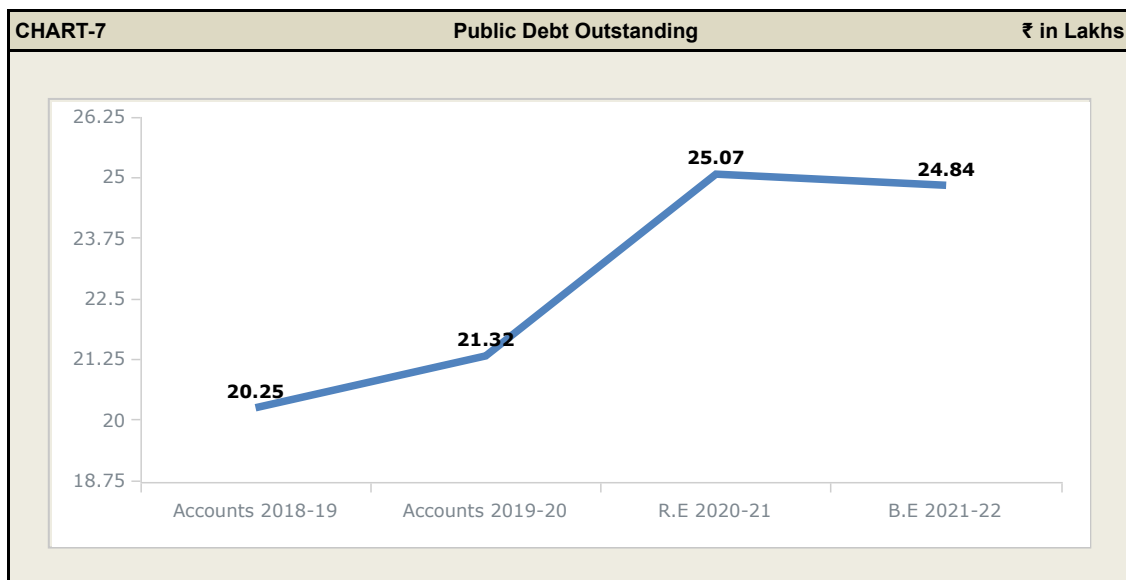
## Revenue Account Surplus or Deficit

Year	Receipts	Expenditure	Surplus(+)
Accounts 2018-19	1,01,420.16	97,083.08	4,337.08
Accounts 2019-20	1,02,543.82	1,08,797.88	- 6,254.06
R.E 2020-21	1,17,757.84	1,33,984.31	- 16,226.47
B.E 2021-22	1,76,126.94	1,69,383.44	6,743.50



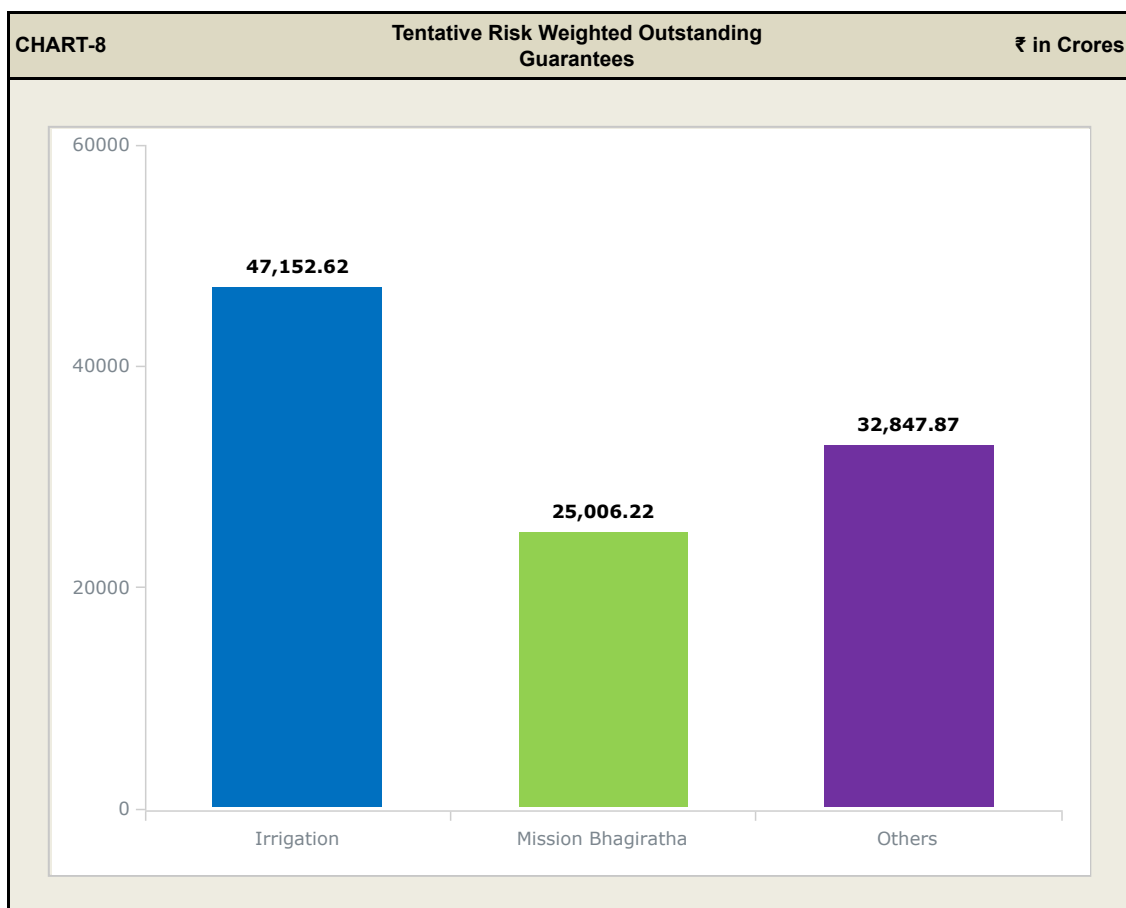
## Public Debt Outstanding

Year	Open Market Loans	Loans From Central Govt.	Loans From Autonomous bodies, etc.	Special Securities (Small Savings) & Provident Fund, etc.	Total	Percentage of GSDP
Accounts 2018-19	1,33,719.58	8,230.84	14,354.30	18,976.35	1,75,281.07	20.25
Accounts 2019-20	1,64,416.88	7,998.91	14,509.58	18,931.97	2,05,858.33	21.32
R.E 2020-21	2,03,499.28	8,020.93	14,323.32	19,438.67	2,45,282.19	25.07
B.E 2021-22	2,44,538.88	7,852.97	14,860.73	19,552.07	2,86,804.64	24.84



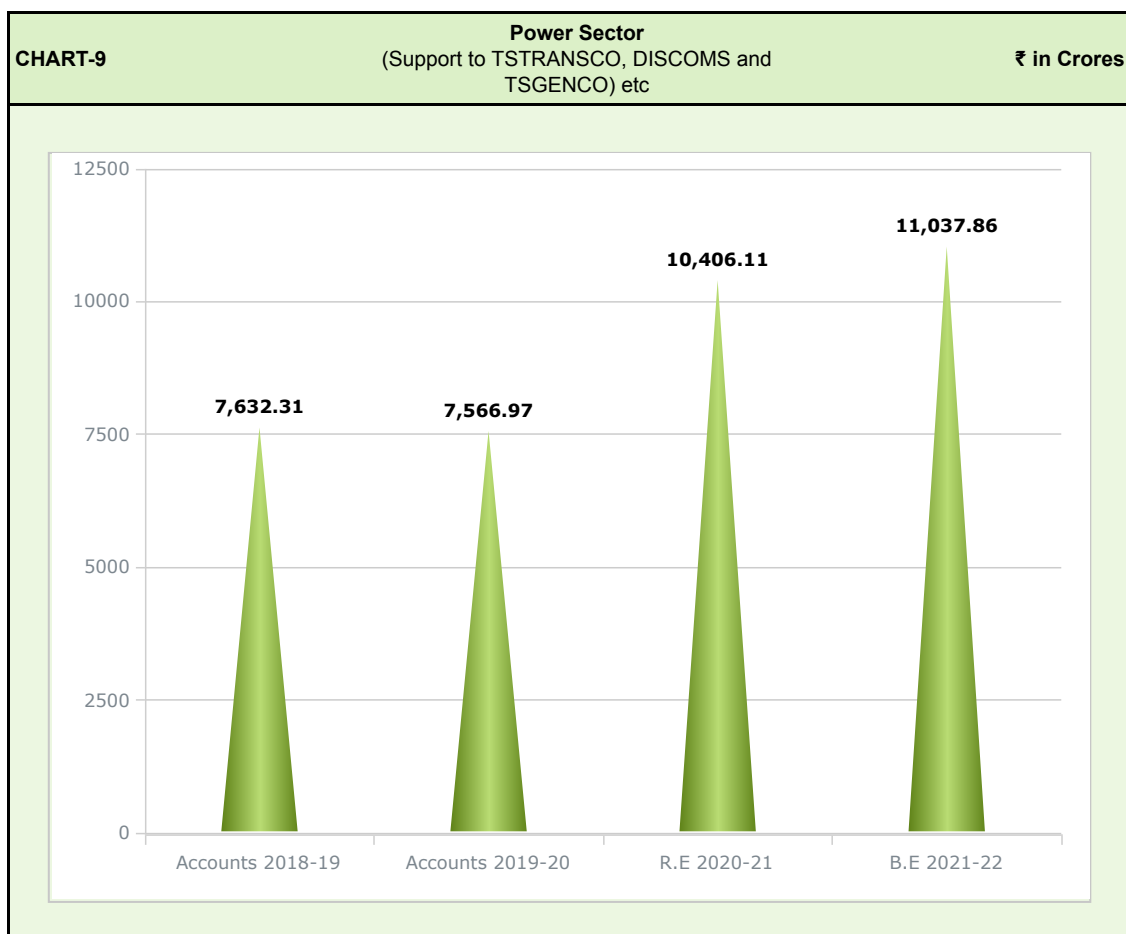
## Tentative Risk Weighted Outstanding Guarantees

TABLE - 8		₹ in Crores
ITEM		As on 01.03.2021
Irrigation		14,562.12
Mission Bhagiratha		12,503.11
Others		5,495.78
Total		32,561.01



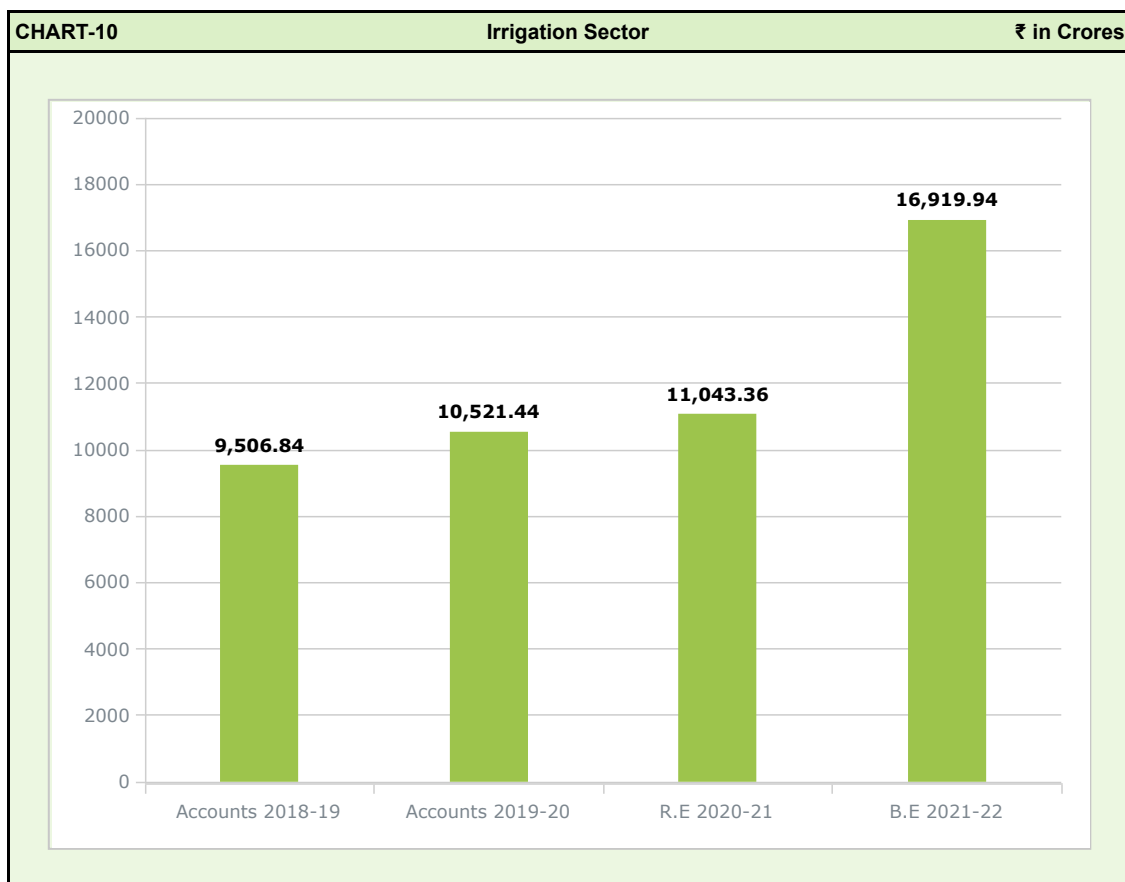
## Power Sector (Support to TSTRANSCO, DISCOMS and TSGENCO) etc

TABLE - 9		₹ in Crores
YEAR	Amount	
Accounts 2018-2019	7,632.31	
Accounts 2019-2020	7,566.97	
R.E 2020-2021	10,406.11	
B.E 2021-2022	11,037.86	



## Irrigation Sector

Particulars	Accounts 2018-19	Accounts 2019-20	R.E 2020-21	B.E 2021-22
Major & Medium Irrigation	8,364.73	9,482.67	10,406.59	15,651.20
Minor Irrigation	1,106.66	1,023.09	602.45	1,221.20
C.A.D	17.54	14.67	23.87	38.00
Flood Control and Drainage	17.91	1.01	10.45	9.55
<b>Total</b>	<b>9,506.84</b>	<b>10,521.44</b>	<b>11,043.36</b>	<b>16,919.94</b>



## An Analysis of Revenue Receipts

TABLE - 11		₹ in Crores			
	Particulars	Accounts 2018-19	Accounts 2019-20	R.E 2020-21	B.E 2021-22
<b>I</b>	<b>Share of central Taxes.(Income Tax, Union Excise Duties Additional Duties of Excise and Estate Duty)</b>	<b>18,560.88</b>	<b>15,987.59</b>	<b>11,731.25</b>	<b>13,990.13</b>
<b>II</b>	<b>Taxes on Income and Expenditure</b>	<b>485.82</b>	<b>526.49</b>	<b>752.66</b>	<b>684.92</b>
	Other Taxes on Income and Expenditure	485.82	526.49	752.66	684.92
<b>III</b>	<b>Taxes on Property</b>	<b>5,482.62</b>	<b>6,872.21</b>	<b>6,181.36</b>	<b>12,665.03</b>
	Land Revenue	.42	0.99	6.94	6.31
	Stamps and Registration Fees	5,344.04	6,671.05	6,000.00	12,500.00
	Taxes on Immovable Property other than Agricultural Land	135.80	200.17	174.42	158.72
<b>IV</b>	<b>Taxes on Commodities</b>	<b>37,272.68</b>	<b>36,682.09</b>	<b>45,661.63</b>	<b>48,560.05</b>
	State Excise	10,637.56	11,991.58	16,000.00	17,000.00
	Taxes on Sales, Trade etc.,	20,290.50	20,674.42	25,295.65	26,500.00
	Taxes on Vehicles	3,761.94	3,934.75	4,300.00	5,000.00
	Taxes on Goods and Passengers	188.54	61.88	0.00	0.00
	Taxes and Duties on Electricity	15.97	17.07	32.91	29.96
	Other Taxes and Duties	16.48	2.39	33.07	30.09
<b>V</b>	<b>Non-Tax Revenue</b>	<b>10,007.42</b>	<b>7,337.86</b>	<b>19,305.58</b>	<b>30,551.50</b>
	Interest Receipts, Dividends	153.26	132.19	284.14	294.96
	General Services	4,169.12	2,591.03	3,585.54	16,766.97
	Social Services	80,318.52	791.93	9,535.68	9,043.28
	Economic Services	4,881.86	3,822.71	5,900.22	4,446.29
<b>VI</b>	<b>Grants-in-Aid and contributions</b>	<b>8,177.79</b>	<b>11,598.42</b>	<b>10,525.36</b>	<b>38,669.46</b>