



# જાણનાર જીતા

પ્રશાંતિદા શાળા

2017-2018





**BUDGET FOR THE PERIOD OF 2017-18**

*Name of the Municipality: GAYA MUNICIPAL CORPORATION*

| S.N. | Particulars  | Page No |
|------|--|---------|
| 1    | Map of the City                                    | 1       |
| 2    | Population   | 2       |
| 3    | Area   | 3       |
| 4    | Organization Chart                                 | 4       |
| 5    | Budget at a Glance                                 | 5       |
| 6    | SUMMARY OF BUDGET 2017-18                          | 6       |
| 7    | SUMMARY OF BUDGET FOR THE PERIOD OF 2017-18        | 7       |
| 8    | MAJOR ACCOUNT HEAD WISE BUDGET                     | 8 - 9   |
| 9    | MINOR ACCOUNT HEAD WISE BUDGET                     | 10-18   |
| 10   | DETAIL HEAD WISE BUDGET                            |         |
| 11   | REVENUE RECEIPTS                                   |         |
| 12   | Tax Revenue  | 19-20   |
| 13   | Assigned Revenues & Compensations                  | 20      |
| 14   | Rental Income from Municipal properties            | 20      |
| 15   | Fees & User Charges                                | 20-22   |
| 16   | Sales & Hire Charges                               | 22-23   |
| 17   | Revenue Grants, Contribution and Subsidies         | 23-24   |
|      | Other Income                                       | 24      |
| 19   | REVENUE EXPENDITURE                                |         |
| 20   | Establishment Expenses                             | 25      |
| 21   | Administrative Expenses                            | 25-26   |
| 22   | Operations & Maintenance                           | 27      |
| 23   | Programme Expenses                                 | 28-29   |
| 24   | Miscellaneous Expenses                             | 29      |
| 25   | Prior Period Item                                  | 29      |
| 26   | CAPITAL RECEIPT                                    |         |
| 27   | Grants, Contribution For specific purposes         | 29-30   |
| 28   | Secured Loans                                      | 30-31   |
| 29   | Other Receipt                                      | 31      |
| 30   | CAPITAL EXPENDITURE                                |         |
| 31   | Fixed Assets                                       | 31-33   |
| 32   | Capital Works in Progress                          | 33      |
| 33   | Loans, Advance and Deposits with others            | 33-34   |
| 34   | Other Assets                                       | 34      |
| 35   | Other Payments                                     | 34-35   |
| 36   | Rate for Annual Rental Value                       | 36      |
| 37   | Service level Benchmarks                           | 37      |
| 38   | Appendix -1 ( Opening & Closing Balance ) 2016     | 38-40   |
| 39   | Appendix -2 ( Opening & Closing Balance ) 2015-16  | 41-43   |
| 40   | Appendix -3 (Capital Receipt . )                   | 44-45   |
| 41   | Appendix -4 (Capital Expenditure . )               | 46-47   |
| 42   | Sanction post list with Strainth                   | 48-50   |
| 43   | List of Employee                                   | 51-62   |
| 44   | List of Assets & property                          | 63-71   |
| 45   | Abstract Wardwise Meeting Proceeding of Ward Sabha |         |



# Map of the City



# Population

The Total Population of Gaya as per census 2001 is 3,89,192. At Present the population of Gaya City is about 4,65,929, according to 2011. The floating population per day is about 40000.

- Male Population :: 2,45,673
- Female Population : 2,20,218
- Kinnar :

38



## Area

Gaya is situated on the bank of Falgu river on both side. The total area of the city is about 50.56 Sq. K.M. Gaya Municipal Corporation consist of 53 wards. The city is located around  $94^{\circ} 42' N$  Latitude &  $85^{\circ} E$  Latitude. Gaya is one of the most important centre of Hindu pilgrimage where famous temple of Vishnupad situated here.







## गया नगर निगम, गया

वित्तीय वर्ष 2017-18 के प्रस्तावित बजट हेतु प्रमुख श्र्लकियाँ।

➤ 14 वीं वित्त आयोग की राशि से:-

- दोस अपशिष्ट: प्रबधन के तहत झोर-डु-झेर कलेक्शन एवं अन्य सफाई से जुड़े कार्य।
- जलापूर्ति व्यवस्था।
- प्रकाश व्यवस्था

• रैन बसेरा एवं ओरड एज होम का निर्माण

➤ मुख्य मंत्री हर घर नल जल योजना के तहत:-

- नागरिकों को नि:शुल्क जल का कनेक्शन
- नागरिकों को कनेक्शन हेतु 06 मीटर पार्स दिए जाणा।

➤ मुख्य मंत्री हर घर तक पक्की नाली-गली योजना के तहत लगभग 20.00 करोड की राशि से पथ एवं नाली का निर्माण का लक्ष्य

➤ मुख्य मंत्री हर घर शौचालय-घर का सम्मान योजना के तहत:-

- 13065 व्यक्तिगता शौचालय के निर्माण का लक्ष्य
- 53 सामुदायिक बायोटवायलेट एवं ई-टवायलेट का निर्माण का लक्ष्य।

➤ सम्राट भवन का निर्माण

➤ ईदिरा गांधी इन्डोर स्टेडियम एवं जवाहर नगर भवन का जीर्णोद्धार

➤ सबके लिए आवास योजना के तहत 2349 घरों का निर्माण का लक्ष्य

➤ AMRUT योजना के तहत नया पटना रोड पर एवं अन्य स्थानों पर पार्क का निर्माण

➤ HRIDAY योजना के तहत ब्रह्मसत, वैतरणी, विष्णुपद क्षेत्र एवं अक्षयवट का सौन्दर्यीकरण एवं दुर्गेश्वरी से बोधगया महाबौद्ध मंदिर तक बार्डपास रोड का निर्माण

➤ खेलकुद, स्वास्थ्य, प्रतिमाओं का रख-रखाव, पत्रकारिता, शिक्षा एवं अतिगंभीर विमारी से ग्रसित व्यक्तियों को आर्थिक मदद का बढ़ावा

➤ प्रेस क्लब का निर्माण

➤ नागरिक सुविधा अन्तर्गत पार्क/तालाब,घाट एवं चौक/चौराहों का सौन्दर्यीकरण का लक्ष्य

➤ नागरिक सुविधा अन्तर्गत विदुत शवदाह गृह के निर्माण का लक्ष्य।



## गया नगर निगम, गया

वित्तीय वर्ष 2017-18 हेतु प्रस्तुत बजट का संक्षिप्त विवरण

प्रस्तुत बजट गया नगर निगम के वित्तीय वर्ष 2016-17 का वार्षिक आय एवं व्यय तथा वित्तीय वर्ष 2017-18 का प्रस्तावित बजट तैयार किया गया है।

वित्तीय वर्ष 2016-17 के स्वीकृत बजट से नौ माह (अप्रैल 2016 से दिसम्बर 2016) का वार्षिक पूर्जागत आय के रूप में राशि 44,08,15,758-00 (चौबालिस करोड़ आठ लाख पन्द्रह हजार सात सौ अनावन) रुपये है एवं राजस्व प्राप्ति 26,41,88,587-00 (छब्बीस करोड़ एकतालिस लाख अठावी हजार पांच सौ सत्तासी) रुपये है। इस प्रकार कुल पूर्जागत आय + राजस्व प्राप्ति = 70,50,04,345-00 (सातर करोड़ पचास लाख चार हजार तीस सौ पैतालिस) रुपये का है।

वित्तीय वर्ष 2016-17 के स्वीकृत बजट से नौ माह (अप्रैल 2016 से दिसम्बर 2016) का वार्षिक पूर्जागत व्यय के रूप में 37,82,78,813-00 (सैतिस करोड़ बरसी) लाख अठतर हजार आठ सौ तेरह) रुपये एवं राजस्व व्यय 32,64,81,204+00 (बत्तीस करोड़ चौसठ लाख एकासी हजार दो सौ चार) रुपये है। इस प्रकार कुल पूर्जागत व्यय + राजस्व व्यय = 70,47,60,017-00 (सातर करोड़ सैतालिस लाख साठ हजार सत्रह) रुपये का है।

प्रस्तावित बजट 2017-18 का अनुमानित पूर्जागत प्राप्ति राशि 2,00,36,100,000-00 (दो अरब छत्तीस लाख) एवं अनुमानित राजस्व प्राप्ति 67,73,95,000-00 (सड़सठ करोड़ तिहतर लाख पन्चानव) हजार) रुपये का है। इस प्रकार कुल प्रस्तावित पूर्जागत प्राप्ति + राजस्व प्राप्ति = 2,68,09,95,000-00 (दो अरब अड़सठ करोड़ नौ लाख चौहतर हजार) रुपये का है।

इसी प्रकार अनुमानित पूर्जागत व्यय 2,05,91,00,000-00 (दो अरब पांच करोड़ एकानवे लाख) रुपये एवं अनुमानित राजस्व व्यय 1,62,18,74,000-00 (बासठ करोड़ अठारह लाख चौहतर हजार) रुपये का है। इस प्रकार कुल प्रस्तावित व्यय - पूर्जागत व्यय + राजस्व व्यय = 2,68,09,74,000-00 (दो अरब अड़सठ करोड़ नौ लाख चौहतर हजार) रुपये का है।

इस प्रकार वित्तीय वर्ष 2017-18 का प्रस्तुत बजट 21,000.00 (इककीस हजार) रूपया लाभ का बजट है।

|                   |                  |                 |              |              |
|-------------------|------------------|-----------------|--------------|--------------|
| राजस्व पदाधिकारी: | कार्यालय अधीक्षक | लेखा पदाधिकारी। | नगर आयुक्त   | महापौर:      |
| गया नगर निगम      | गया नगर निगम     | गया नगर निगम    | गया नगर निगम | गया नगर निगम |

Form BUD 13 (B.M.R FORM 77)

Name of the Municipality- GAYA MUNICIPAL CORPORATION  
SUMMARY OF BUDGET FOR THE PERIOD OF 2017-18

| SL.NO     | PARTICULARS  | Actuals for the previous year 2015-16 | Budget Estimate for the current Year 2016-17 | Actuals upto December of the current year 2015-17 | Budget Estimate for 2017-18 | BSUP Exp. 25% include Budget 17-18 |
|-----------|--|---------------------------------------|--|---|-----------------------------|------------------------------------|
| A         | OPENING CASH & BANK BALANCE                              | 741,949,191                           |  | 667,674,973                                       |                             |                                    |
| (ADD)     | Cash & Bank balances (Major code 47)(As per Annexure -1) |                                       |  |   |                             |                                    |
| B1        | RECEIPT Revenue Receipts                                 | 337,805,093                           | 727,398,000                                  | 264,188,587                                       | 677,395,000                 |                                    |
| B2        | Capital Receipts   | 605,261,407                           | 1,830,000,000                                | 440,815,758                                       | 2,003,600,000               | 859,650,000                        |
| B (B1+B2) | TOTAL RECEIPT  | 943,066,500                           | 2,557,398,000                                | 705,004,345                                       | 2,680,995,000               | 859,650,000                        |
| (LESS)    | PAYMENT Revenue Payments                                 | 379,460,391                           | 704,098,000                                  | 126,481,204                                       | 621,874,000                 | 52,500,000                         |
| C1        | Capital Payments   | 637,880,327                           | 1,853,300,000                                | 378,278,813                                       | 2,059,100,000               | 842,000,000                        |
| C2        |  |                                       |  |   |                             |                                    |
| C(C1+C2)  | TOTAL PAYMENT  | 1,017,340,718                         | 2,557,398,000                                | 704,760,017                                       | 2,680,974,000               | 894,500,000                        |
| D (A+B-C) | Closing Cash & Bank balances(Major code 47)              | 667,674,973                           |  | 667,919,301                                       |                             | 21,000                             |

Revenue Officer  
Municipal Corporation, Gaya.

Assistant Officer  
Municipal Corporation, Gaya.

Municipal Commissioner  
Municipal Corporation, Gaya.

Mayor  
Municipal Corporation, Gaya.



**Form BUD - 4 (B/MAR FORM 78)**  
**Name of the Municipality: GAYA MUNICIPAL CORPORATION**  
**MAJOR ACCOUNT HEAD WISE BUDGET**  
**FOR THE PERIOD :**

| Sl No                              | Major Head Account                         | CODE | Actuals for the previous year 2015-16 | Budget Estimate for the current year 2016-17 | Actuals upto December of the current year 2016-17 | Budget Estimate for 2017-18 | BSUP Exp 25% Include Budget 17-18 |
|------------------------------------|--|------|---------------------------------------|--|---|-----------------------------|-----------------------------------|
| <b>REVENUE RECEIPTS :</b>          |  |      |                                       |  |   |                             |                                   |
| 1                                  | Tax Revenue                                | 110  | 91,621,069                            | 253,000,000                                  | 61,967,967  | 281,500,000                 |                                   |
| 2                                  | Assigned Revenues & Compensation           | 120  | 88,257,903                            | 115,000,000                                  | 46,200,182  | 140,000,000                 |                                   |
| 3                                  | Rental Income from Municipal Properties    | 130  | 28,807,143                            | 44,400,000                                   | 18,760,580  | 40,400,000                  |                                   |
| 4                                  | Fees & User Charges                        | 140  | 18,473,706                            | 44,350,000                                   | 29,969,681  | 71,700,000                  |                                   |
| 5                                  | Sales & Hire Charges                       | 150  | 1,764,031                             | 740,000                                      | 440,207   | 695,000                     |                                   |
| 6                                  | Revenue Grants, Contribution and Subsidies | 160  | 104,837,672                           | 269,908,000                                  | 106,849,970                                       | 138,100,000                 |                                   |
| 7                                  | Income from Investments                    | 170  |                                       |  |   |                             |                                   |
| 8                                  | Interest Earned                            | 171  |                                       |  |   |                             |                                   |
| 9                                  | Other Income                               | 180  | 4,043,569                             |  |   | 5,000,000                   |                                   |
| <b>TOTAL REVENUE RECEIPTS :</b>    |  |      | <b>337,805,093</b>                    | <b>727,998,000</b>                           | <b>264,188,587</b>                                | <b>677,395,000</b>          |                                   |
| <b>REVENUE EXPENDITURE :</b>       |  |      |                                       |  |   |                             |                                   |
| <b>Establishment Expenses :</b>    |  |      |                                       |  |   |                             |                                   |
| 1                                  | Administrative Expenses                    | 210  | 313,223,008                           | 507,183,000                                  | 269,680,614                                       | 462,694,000                 |                                   |
| 2                                  | Operations & Maintenance                   | 220  | 4,126,354                             | 7,155,000                                    | 2,798,320   | 8,905,000                   |                                   |
| 3                                  | Interest & Finance Charges                 | 230  | 56,781,845                            | 119,550,000                                  | 39,825,147  | 109,150,000                 | 26,125,000                        |
| 4                                  | Programme Expenses                         | 240  |                                       |  |   |                             |                                   |
| 5                                  | Revenue Grants, Contribution & Subsidies   | 250  | 4,527,900                             | 69,610,000                                   | 14,194,673  | 40,525,000                  | 26,275,000                        |
| 6                                  | Miscellaneous Expenses                     | 260  |                                       |  |   |                             |                                   |
| 7                                  | Prior Period Item                          | 271  | 801,284                               | 600,000                                      | 22,250  | 600,000                     |                                   |
| 8                                  |  | 280  |                                       |  |   |                             |                                   |
| <b>TOTAL REVENUE EXPENDITURE :</b> |  |      | <b>379,460,391</b>                    | <b>704,096,000</b>                           | <b>326,481,204</b>                                | <b>621,874,000</b>          | <b>52,500,000</b>                 |



|   |   |     |                    |                      |                    |                      |                    |  |  |
|---|---|-----|--------------------|----------------------|--------------------|----------------------|--------------------|--|--|
|   | <b>CAPITAL RECEIPTS</b>   |     |                    |                      |                    |                      |                    |  |  |
| 1 | Grants, Contribution For specific Purposes                        | 330 | 376,168,190        | 1,858,000,000        | 429,032,036        | 1,548,600,000        | 552,150,000        |  |  |
| 2 | Grants, Contribution For specific purposes other                  | 330 | 224,028,040        | 322,000,000          | 11,883,722         | 452,500,000          | 307,500,000        |  |  |
| 3 | Unsecured Loans   | 331 | -                  | -                    | -                  | -                    | -                  |  |  |
| 4 | Deposits Received   | 340 | -                  | -                    | -                  | -                    | -                  |  |  |
| 5 | Deposit works (Works as executing Agencies)                       | 341 | -                  | -                    | -                  | -                    | -                  |  |  |
| 6 | Other Receipts (Returned of Loan Advance, Deposit etc)            |     | 5,015,177          | 50,000,000           | -                  | 2,500,000            | -                  |  |  |
|   | <b>TOTAL : CAPITAL RECEIPTS</b>                                   |     | <b>605,201,407</b> | <b>1,830,000,000</b> | <b>440,815,758</b> | <b>2,003,600,000</b> | <b>859,650,000</b> |  |  |
|   | <b>CAPITAL EXPENDITURE</b>  |     |                    |                      |                    |                      |                    |  |  |
| 1 | Fixed Assets :  | 410 | 230,051,025        | 1,164,500,000        | 135,511,460        | 1,277,000,000        | 304,500,000        |  |  |
| 2 | Capital Works in Progress :                                       | 412 | 400,000            | 170,000,000          | 621,788            | 42,100,000           | 10,000,000         |  |  |
| 3 | Investments (General Funds)                                       | 420 | -                  | -                    | -                  | -                    | -                  |  |  |
| 4 | Investment (Other Funds)  | 421 | -                  | -                    | -                  | -                    | -                  |  |  |
| 5 | Stock - In-hand (Current asset)                                   | 430 | -                  | -                    | -                  | -                    | -                  |  |  |
| 6 | Loans, Advance and Deposits with others :                         | 460 | 486,697            | 1,000,000            | 355,307            | -                    | -                  |  |  |
| 7 | Other Assets :  | 470 | 214,859,742        | 200,000,000          | 105,275,884        | 220,000,000          | 220,000,000        |  |  |
| 8 | Other Payments (Repayment of Loan, Advance and Other Liabilities) |     | 192,080,863        | 317,800,000          | 136,514,374        | 520,000,000          | 307,500,000        |  |  |
|   | <b>TOTAL : CAPITAL EXPENDITURE</b>                                |     | <b>637,880,327</b> | <b>1,853,300,000</b> | <b>328,278,813</b> | <b>2,059,100,000</b> | <b>842,000,000</b> |  |  |

Revenue Officer: *[Signature]* Municipal Corporation, Gaya.  
 Account Officer: *[Signature]* Municipal Corporation, Gaya.  
 Municipal Commissioner: *[Signature]* Municipal Corporation, Gaya.  
 Mayor: *[Signature]* Municipal Corporation, Gaya.



Form BUD-2 (b) Consolidated Sheet (BMA R FORM 75)  
 Name of the Municipality: GAYA MUNICIPAL CORPORATION  
**MINOR ACCOUNT HEAD WISE BUDGET**  
 FOR THE PERIOD OF 2017-18

| Major Head Code                                  | Minor Head Code | Minor Head Account                      | Actuals for the previous year 2015-16 | Budget for the current year 2018-17 | Actuals upto December of the current year 2016-17 | Budget Estimate for 2017-18 | BSUP Exp. 25% include Budget 17-18 |
|--|-----------------|---|---------------------------------------|-------------------------------------|---|-----------------------------|------------------------------------|
| <b>Tax Revenue</b>                               |                 |   |                                       |                                     |   |                             |                                    |
| 01   | 1               | Holding Tax :                           | 90,678,536                            | 230,000,000                         | 59,766,017  | 230,000,000                 | -                                  |
| 01   | 2               | Water Tax :                             | -                                     | -                                   | -   | -                           | -                                  |
| 01   | 3               | Latrine Tax :                           | -                                     | -                                   | -   | -                           | -                                  |
| 01   | 4               | Sanitation Tax :                        | -                                     | -                                   | -   | -                           | -                                  |
| 01   | 5               | Lighting Tax :                          | -                                     | -                                   | -   | -                           | -                                  |
| 01   | 6               | Education Tax :                         | -                                     | -                                   | -   | -                           | -                                  |
| 01   | 7               | Vehicle Tax :                           | -                                     | -                                   | -   | -                           | -                                  |
| 01   | 8               | Animal Tax :                            | -                                     | -                                   | -   | -                           | -                                  |
| 01   | 9               | Electricity Tax :                       | -                                     | -                                   | -   | -                           | -                                  |
| 10   | 1               | Advertisement Tax :                     | 156,455                               | 2,000,000                           | 937,500   | 10,000,000                  | -                                  |
| 10   | 2               | Pilgrimage Tax :                        | -                                     | -                                   | -   | -                           | -                                  |
| 10   | 3               | Fire Tax :                              | -                                     | -                                   | -   | -                           | -                                  |
| 10   | 4               | Street Tax :                            | -                                     | -                                   | -   | -                           | -                                  |
| 10   | 5               | Theatre/Show Tax :                      | -                                     | -                                   | -   | -                           | -                                  |
| 10   | 6               | Entertainment Tax :                     | -                                     | -                                   | -   | -                           | -                                  |
| 10   | 7               | Sewerage tax :                          | 460,000                               | 20,000,000                          | 1,055,000   | 40,000,000                  | -                                  |
| 10   | 8               | Tower Tax :                             | -                                     | -                                   | -   | -                           | -                                  |
| 10   | 1               | Octroi & Toll :                         | -                                     | -                                   | -   | -                           | -                                  |
| 10   | 2               | Cess :                                  | -                                     | -                                   | -   | -                           | -                                  |
| 10   | 0               | Other Tax :                             | 326,078                               | 1,000,000                           | 208,550   | 1,500,000                   | -                                  |
| 10   | 9               | Tax Remission & Refund :                | -                                     | -                                   | -   | -                           | -                                  |
|  |                 | <b>TOTAL :</b>                          | <b>91,621,069</b>                     | <b>253,000,000</b>                  | <b>61,967,967</b>                                 | <b>281,500,000</b>          | -                                  |
| <b>Assigned Revenues &amp; Compensations</b>     |                 |   |                                       |                                     |   |                             |                                    |
| 120  | 1               | Taxes & duties collected by Others :    | 88,257,903                            | 115,000,000                         | 46,200,182  | 140,000,000                 | -                                  |
| 120  | 2               | Compensation in lieu of Taxes/ duties : | -                                     | -                                   | -   | -                           | -                                  |
| 120  | 3               | Compensations in lieu of Concessions :  | -                                     | -                                   | -   | -                           | -                                  |
|  |                 | <b>TOTAL :</b>                          | <b>88,257,903</b>                     | <b>115,000,000</b>                  | <b>46,200,182</b>                                 | <b>140,000,000</b>          | -                                  |
| <b>Rental Income from Municipal Properties :</b> |                 |   |                                       |                                     |   |                             |                                    |
| 130  | 1               | Rent from Civic Amenities :             | 28,807,143                            | 44,400,000                          | 18,760,580  | 40,400,000                  | -                                  |
| 130  | 2               | Rent from Office Buildings :            | -                                     | -                                   | -   | -                           | -                                  |
| 130  | 3               | Rent from Guest :                       | -                                     | -                                   | -   | -                           | -                                  |
| 130  | 4               | Rent from Lease lands :                 | -                                     | -                                   | -   | -                           | -                                  |
| 130  | 5               | Lease Rental Others :                   | -                                     | -                                   | -   | -                           | -                                  |
|  |                 | <b>TOTAL :</b>                          | <b>28,807,143</b>                     | <b>44,400,000</b>                   | <b>18,760,580</b>                                 | <b>40,400,000</b>           | -                                  |

**Form BUD--2 (b) Consolidated Sheet (BMR/FORM 75)**  
 Name of the Municipality: GAYVA MUNICIPAL CORPORATION  
**MINOR ACCOUNT HEAD WISE BUDGET**  
 FOR THE PERIOD OF 2017-18

| Major Head Code                                     | Minor Head Code | Minor Head Account        | Actuals for the previous year 2015-16     | Budget for the current year 2016-17 | Actuals upto December of the current year 2016-17 | Budget Estimate for 2017-18 | BSUP Exp. 25% include Budget: 17-18 |
|---|-----------------|---------------------------|---|-------------------------------------|---|-----------------------------|-------------------------------------|
|   | 91              | Rent remission and refund | -   | -                                   | -   | -                           | -                                   |
|   |                 | <b>TOTAL :</b>            | <b>28,807,1431</b>                        | <b>44,400,000</b>                   | <b>18,760,580</b>                                 | <b>40,400,000</b>           |                                     |
| <b>Fees &amp; User Charges :</b>                    |                 |                           |   |                                     |   |                             |                                     |
|   | 1               | 0                         | Entirement & Registration Charges/Fee     | -                                   | -   | -                           | -                                   |
|   | 1               | 1                         | Licensing Fees                            | 3,708,452.                          | 20,600,000  | 3,324,590                   | 10,900,000                          |
|   | 1               | 2                         | Fde for Grant of Permit/Permission        | -                                   | -   | -                           | -                                   |
|   | 1               | 3                         | Fees for Certificate or Extract of Record | 37,540                              | 50,000  | 50,926                      | 100,000                             |
|   | 1               | 4                         | Development Charges                       | -                                   | -   | -                           | -                                   |
|   | 1               | 5                         | Regularisation Fees                       | -                                   | -   | -                           | -                                   |
|   | 2               | 0                         | Penalties and Fines                       | -                                   | -   | -                           | -                                   |
| 140   | 4               | 0                         | Others Fees:                              | 1,846,736                           | 2,500,000   | 3,312,868                   | 10,500,000                          |
|   | 5               | 0                         | User Charges                              | 2,989,000                           | 1,200,000   | 1,914,609                   | 200,000                             |
|   | 6               | 0                         | Entry Fees                                | -                                   | -   | -                           | -                                   |
|   | 7               | 0                         | Service/Administrative Charges            | 9,891,978                           | 20,000,000  | 21,167,197                  | 50,000,000                          |
|   | 8               | 0                         | Other Charges                             | -                                   | -   | -                           | -                                   |
|   | 9               | 0                         | Fees & User Charges Remission and Refund  | -                                   | -   | -                           | -                                   |
|   |                 | <b>TOTAL :</b>            | <b>18,473,7061</b>                        | <b>44,350,000</b>                   | <b>29,968,681</b>                                 | <b>78,700,000</b>           |                                     |
| <b>Sales &amp; Hire Charges :</b>                   |                 |                           |   |                                     |   |                             |                                     |
|   | 1               | 0                         | Sale of Products                          | -                                   | -   | -                           | -                                   |
|   | 1               | 1                         | Sale of forms & Publications              | 1,260,4061                          | 190,000   | 326,907                     | 145,000                             |
| 150   | 1               | 2                         | Sale of stores & scrap                    | -                                   | -   | -                           | -                                   |
|   | 3               | 0                         | Sale of Others                            | -                                   | -   | -                           | -                                   |
|   | 4               | 0                         | Hire Charges for Vehicles                 | 45,125                              | 50,000  | 3,500                       | 50,000                              |
|   | 4               | 1                         | Hire Charges on Equipment                 | 458,5001                            | 500,000   | 110,000                     | 500,000                             |
|   |                 | <b>TOTAL :</b>            | <b>1,764,031</b>                          | <b>740,000</b>                      | <b>440,207</b>                                    | <b>695,000</b>              |                                     |
| <b>Revenue Grants/ Contribution and Subsidies :</b> |                 |                           |   |                                     |   |                             |                                     |
| 160   | 1               | 0                         | Revenue Grant                             | 104,837,672                         | 269,908,000                                       | 106,849,970                 | 138,100,000                         |
|   | 2               | 0                         | Rebursment of Expenses                    | -                                   | -   | -                           | -                                   |
|   | 3               | 0                         | Contribution towards schemes              | -                                   | -   | -                           | -                                   |
|   |                 | <b>TOTAL :</b>            | <b>104,837,672</b>                        | <b>269,908,000</b>                  | <b>106,849,970</b>                                | <b>138,100,000</b>          |                                     |



**Form BUD-2 (b) Consolidated Sheet (BMR FORM 75)**  
 Name of the Municipality, GAYA MUNICIPAL CORPORATION  
 MINOR ACCOUNT HEAD WISE BUDGET I  
 FOR THE PERIOD OF 2017-18

| Major Head Code                  | Minor Head Code | Minor Head Account                                | Actuals for the previous year 2015-16 | Budget Estimate for the current year 2016-17 | Actuals upto December of the current year 2016-17 | Budget Estimate for 2017-18 | BSUP Exp. 25% include Budget 17-18 |
|----------------------------------|-----------------|---|---------------------------------------|--|---|-----------------------------|------------------------------------|
| <b>Income from Investments :</b> |                 |   |                                       |  |   |                             |                                    |
| 170                              | 100             | Interest  | -                                     | -  | -   | -                           | -                                  |
|                                  | 200             | Dividend  | -                                     | -  | -   | -                           | -                                  |
|                                  | 300             | Income from projects taken up on commercial basis | -                                     | -  | -   | -                           | -                                  |
|                                  | 800             | Others  | -                                     | -  | -   | -                           | -                                  |
|                                  |                 | <b>TOTAL :</b>                                    | -                                     | -  | -   | -                           | -                                  |
| <b>Interest Earned :</b>         |                 |   |                                       |  |   |                             |                                    |
| 171                              | 100             | Interest from Bank Accounts                       | -                                     | -  | -   | -                           | -                                  |
|                                  | 200             | Interest on Loans and advances to Employees       | -                                     | -  | -   | -                           | -                                  |
|                                  | 300             | Interest on loans to others                       | -                                     | -  | -   | -                           | -                                  |
|                                  | 400             | Interest on Debtors and Other Receivables         | -                                     | -  | -   | -                           | -                                  |
|                                  | 800             | Others Interest                                   | -                                     | -  | -   | -                           | -                                  |
|                                  |                 | <b>TOTAL :</b>                                    | -                                     | -  | -   | -                           | -                                  |
| <b>Other Income :</b>            |                 |   |                                       |  |   |                             |                                    |
| 180                              | 100             | Deposits forfeited                                | -                                     | -  | -   | -                           | -                                  |
|                                  | 100             | Lapsed Deposits                                   | -                                     | -  | -   | -                           | -                                  |
|                                  | 200             | Insurance Claim Recovery                          | -                                     | -  | -   | -                           | -                                  |
|                                  | 400             | Recovery from employees                           | -                                     | -  | -   | -                           | -                                  |
|                                  | 800             | Miscellaneous Income                              | 4,043,589                             | -  | -   | 5,000,000                   | -                                  |
|                                  |                 | <b>TOTAL :</b>                                    | 4,043,589                             | -  | -   | 5,000,000                   | -                                  |
| <b>Establishment Expenses :</b>  |                 |   |                                       |  |   |                             |                                    |
| 210                              | 100             | Salaries, Wages and bonus                         | 280,393,919                           | 405,270,000                                  | 202,647,257                                       | 420,488,000                 | -                                  |
|                                  | 200             | Benefits and Allowances                           | 303,178                               | 1,000,000                                    | -   | 1,000,000                   | -                                  |
|                                  | 300             | Pension, P.F. Contribution                        | 32,525,911                            | 100,205,000                                  | 66,662,017  | 40,206,000                  | -                                  |
|                                  | 400             | Other Terminal & Retirement Benefits              | -                                     | -  | -   | -                           | -                                  |
|                                  | 800             | Other Establishment Expenses                      | -                                     | 708,000                                      | 371,340   | 1,000,000                   | -                                  |
|                                  |                 | <b>TOTAL :</b>                                    | 319,223,008                           | 507,183,000                                  | 269,680,614                                       | 462,694,000                 | -                                  |
| <b>Administrative Expenses :</b> |                 |   |                                       |  |   |                             |                                    |
|                                  | 100             | Rent, Rates and Taxes Paid                        | -                                     | -  | -   | -                           | -                                  |
|                                  | 101             | Office Maintenance                                | 462,234                               | 500,000                                      | 102,000   | 600,000                     | -                                  |
|                                  | 102             | Communication Expenses                            | 21,069                                | 400,000                                      | 106,859   | 200,000                     | -                                  |
|                                  | 201             | Books & Periodicals                               | -                                     | 5,000  | -   | 5,000                       | -                                  |
|                                  | 202             | Printing and Stationery                           | 537,620                               | 1,150,000                                    | 526,998   | 1,300,000                   | -                                  |
|                                  |                 | <b>TOTAL :</b>                                    | 1,020,923                             | 2,055,000                                    | 735,857   | 1,505,000                   | -                                  |

Form BUD -2 (b): Consolidated Sheet (BMAP FORM 75)  
 Name of the Municipality: GAYA MUNICIPAL CORPORATION  
 MINOR ACCOUNT HEAD WISE BUDGET  
 FOR THE PERIOD OF 2017-18

| Major Head Code                        | Minor Head Code   | Minor Head Account                                      | Actuals for the previous year 2015-16 | Budget Estimate for the current year 2016-17 | Actuals upto December of the current year 2016-17 | Budget Estimate for 2017-18 | BSUP Exp. 25% include Budget: 17-18 |
|--|---|---|---------------------------------------|--|---|-----------------------------|-------------------------------------|
| 220                                    | 3: 01   | Traveling & Conveyance                                  | -                                     | 200,000                                      | -   | 200,000                     | -                                   |
|  | 4: 01   | Insurance   | -                                     | -  | -   | -                           | -                                   |
|  | 5: 01   | Audit Fees  | -                                     | -  | -   | -                           | -                                   |
|  | 5: 1  | Legal Expenses  | 200,000                               | 300,000                                      | 248,533   | 400,000                     | -                                   |
|  | 5: 2:   | Professional & Other Fees                               | 358,126                               | 600,000                                      | -   | 700,000                     | -                                   |
|  | 6: 01   | Advertisement and Publicity                             | 1,759,705                             | 2,500,000                                    | 511,119   | 2,500,000                   | -                                   |
| 6: 1                                   | Membership & subscriptions                                  | -   | -                                     | -  | -   | -                           |                                     |
| 8: 01                                  | Other Administration Expense                                | 787,600   | 1,500,000                             | 1,303,000                                    | 3,000,000   | -                           |                                     |
|  |   | TOTAL :   | 4,126,354                             | 7,155,000                                    | 2,798,820   | 8,905,000                   | -                                   |
| <b>Operations &amp; Maintenance</b>    |   |   |                                       |  |   |                             |                                     |
| 230                                    | 1: 01   | Power & fuel  | 40,087,561                            | 89,000,000                                   | 26,500,000  | 85,000,000                  | 21,250,000                          |
|  | 2: 01   | Bulk Purchases  | -                                     | -  | -   | -                           | -                                   |
|  | 3: 01   | Consumption of Stores                                   | 631,576                               | 2,000,000                                    | 50,000  | 2,000,000                   | 500,000                             |
|  | 4: 01   | He Charges  | 627,767                               | 1,500,000                                    | 805,110   | 1,500,000                   | -                                   |
|  | 5: 01   | Repairs & maintenance Infrastructure Assets             | 3,629,176                             | 7,500,000                                    | 14,891  | 7,500,000                   | 1,825,000                           |
|  | 5: 1:   | Repairs & maintenance Civic Amenities                   | -                                     | -  | -   | -                           | -                                   |
|  | 5: 2:   | Repairs & maintenance Buildings                         | -                                     | -  | -   | -                           | -                                   |
|  | 5: 3:   | Repairs & Maintenance Vehicles                          | -                                     | -  | -   | -                           | -                                   |
|  | 5: 9:   | Repairs & maintenance Others                            | 4,649,799                             | 3,550,000                                    | 261,396   | 3,150,000                   | -                                   |
|  | 8: 0:   | Other Operating and maintenance expenses                | 7,155,966                             | 20,000,000                                   | 12,193,750  | 10,000,000                  | 2,500,000                           |
|  |   | TOTAL :   | 56,781,845                            | 119,550,000                                  | 39,825,147  | 109,150,000                 | 26,125,000                          |
| <b>Interest &amp; Finance Charges:</b> |   |   |                                       |  |   |                             |                                     |
| 240                                    | 1: 0:   | Interest on Loans from Central Govt.                    | -                                     | -  | -   | -                           | -                                   |
|  | 2: 0:   | Interest on Loans from State Govt.                      | -                                     | -  | -   | -                           | -                                   |
|  | 3: 0:   | Interest on Loans from Government Bodies & associations | -                                     | -  | -   | -                           | -                                   |
|  | 4: 0:   | Interest on Loans from International Agencies           | -                                     | -  | -   | -                           | -                                   |
| 5: 0:                                  | Interest on loans from Banks & Other Financial Institutions | -   | -                                     | -  | -   | -                           |                                     |
| 6: 0:                                  | Other Interest  | -   | -                                     | -  | -   | -                           |                                     |
| 7: 0:                                  | Bank Charges  | -   | -                                     | -  | -   | -                           |                                     |
| 8: 0:                                  | Other Finance Expenses:                                     | -   | -                                     | -  | -   | -                           |                                     |
|  |   | TOTAL:  | -                                     | -  | -   | -                           | -                                   |



**Form BUD - 2 (b): Consolidated Sheet (BMR FORM 75)**  
 Name of the Municipality: GAYA MUNICIPAL CORPORATION  
**MINOR ACCOUNT HEAD WISE BUDGET**  
 FOR THE PERIOD OF 2017-18

| Major Head Code  | Minor Head Code | Minor Head Account                                 | Actuals for the previous year 2015-16          | Budget Estimate for the current year 2016-17 | Actuals upto December of the current year 2016-17 | Budget Estimate for 2017-18 | BSUP Exp. 25% include Budget 17-18 |                    |
|--|-----------------|--|--|--|---|-----------------------------|------------------------------------|--------------------|
| <b>Programme Expenses</b>                                |                 |  |  |  |   |                             |                                    |                    |
| 250  | 1               | 0  | Elections Expenses                             | 35,150                                       | 500,000   | 292,500                     | 500,000                            |                    |
|  | 2               | 0  | Own Programme                                  | 1,625,641                                    | 19,110,000  | 9,888,083                   | 30,025,000                         |                    |
|  | 3               | 0  | Share in Programme of others                   | -  | -   | -                           | -                                  |                    |
|  | 4               | 0  | Programme Expenditure from Specific Grants     | 2,867,109                                    | 50,000,000  | 3,974,290                   | 30,000,000                         |                    |
|  |                 | <b>TOTAL</b>                                       | <b>4,827,900</b>                               | <b>69,610,000</b>                            | <b>14,154,873</b>                                 | <b>40,525,000</b>           | <b>20,000,000</b>                  |                    |
| <b>Revenue Grants, Contribution &amp; Subsidies:</b>     |                 |  |  |  |   |                             |                                    |                    |
| 260  | 1               | 0  | Grants   | -  | -   | -                           | -                                  |                    |
|  | 2               | 0  | Contribution                                   | -  | -   | -                           | -                                  |                    |
|  | 3               | 0  | Subsidies                                      | -  | -   | -                           | -                                  |                    |
|  |                 | <b>TOTAL</b>                                       | <b>-</b>                                       | <b>-</b>                                     | <b>-</b>  | <b>-</b>                    | <b>-</b>                           |                    |
| <b>Miscellaneous Expenses:</b>                           |                 |  |  |  |   |                             |                                    |                    |
|  |                 | Mis. Exp.  | 801,284  | 600,000                                      | 22,250  | 600,000                     | -                                  |                    |
|  |                 | <b>TOTAL</b>                                       | <b>801,284</b>                                 | <b>600,000</b>                               | <b>22,250</b>                                     | <b>600,000</b>              | <b>-</b>                           |                    |
| <b>Prior Period Items</b>                                |                 |  |  |  |   |                             |                                    |                    |
| 280  | 1               | 0  | Taxes- Prior Period                            | -  | -   | -                           | -                                  |                    |
|  | 2               | 0  | Other Revenues- Prior Period                   | -  | -   | -                           | -                                  |                    |
|  | 3               | 0  | Recovery of revenues written off- Prior Period | -  | -   | -                           | -                                  |                    |
|  |                 | 4. 0   | Other Income- Prior Period                     | -  | -   | -                           | -                                  |                    |
|  |                 | <b>TOTAL</b>                                       | <b>-</b>                                       | <b>-</b>                                     | <b>-</b>  | <b>-</b>                    | <b>-</b>                           |                    |
| <b>Grants/ Contribution for specific purposes:</b>       |                 |  |  |  |   |                             |                                    |                    |
| 320  | 1               | 0  | Central Government                             | 328,975,194                                  | 525,500,000                                       | 376,907,735                 | 920,000,000                        | 385,000,000        |
|  | 2               | 0  | State Government                               | 47,192,991                                   | 932,500,000                                       | 52,324,308                  | 628,600,000                        | 157,150,000        |
|  | 3               | 0  | Other Government Agencies                      | -  | -   | -                           | -                                  | -                  |
|  | 4               | 0  | Financial Institutions                         | -  | -   | -                           | -                                  | -                  |
|  | 5               | 0  | Welfare Bodies                                 | -  | -   | -                           | -                                  | -                  |
|  | 6               | 0  | International Organizations                    | -  | -   | -                           | -                                  | -                  |
|  | 8               | 0  | Others   | -  | -   | -                           | -                                  | -                  |
|  |                 |  | <b>TOTAL</b>                                   | <b>376,168,190</b>                           | <b>1,458,000,000</b>                              | <b>429,032,036</b>          | <b>1,548,600,000</b>               | <b>592,150,000</b> |
| <b>Grants/ Contribution for specific purposes: other</b> |                 |  |  |  |   |                             |                                    |                    |
| 1  | 0               | Other Government Agencies (HSDP Building)          | 180,000,000                                    | 200,000,000                                  | -   | 220,000,000                 | 220,000,000                        |                    |
| 2  | 0               | Financial Institutions (RRP/Mode) Construction for | -  | -  | 11,783,722  | 100,000,000                 | 50,000,000                         |                    |
|  |                 | <b>TOTAL</b>                                       | <b>180,000,000</b>                             | <b>200,000,000</b>                           | <b>11,783,722</b>                                 | <b>100,000,000</b>          | <b>50,000,000</b>                  |                    |

Form BUD-2 (b) Consolidated Sheet (BIMAR FORM 175)  
 Name of the Municipality: GAYA MUNICIPALITY CORPORATION  
**MINOR ACCOUNT HEAD WISE BUDGET**  
**FOR THE PERIOD OF 2017-18**

| Major Head Code          | Minor Head Code | Minor Head Account  | Actuals for the previous year 2016-17 | Budget Estimate for the current year 2016-17 | Actuals upto December of the current year 2016-17 | Budget Estimate for 2017-18 | BSIP Exp. 25% Included Budget: 17-18 |
|--------------------------|-----------------|---|---------------------------------------|--|---|-----------------------------|--------------------------------------|
| 330                      | 3: 0            | Welfare Bodies (Rtn Basara):  | -                                     | -  | -   | 50,000,000                  | 25,000,000                           |
|                          | 4: 0            | International Organizations (DFID, SPUR) for Building & Computrisation & SWM purchase | 44,078,040                            | 100,000,000                                  | -   | 50,000,000                  | 12,500,000                           |
|                          | 5: 0            | Others (Own Source Scheme & Road, Drain, Building, Light & office Vehicles etc)       | -                                     | 22,000,000                                   | -   | 32,500,000                  | -                                    |
|                          | 6: 0            | Tablet Purchase   | -                                     | -  | -   | -                           | -                                    |
|                          | 7: 0            | Bands, Debentures or Open Market Borrowings:  | -                                     | -  | -   | -                           | -                                    |
|                          | 8: 0            | Other loans   | -                                     | -  | -   | -                           | -                                    |
|                          |                 | <b>TOTAL :</b>  | 224,078,040                           | 322,000,000                                  | 11,783,722  | 452,500,000                 | 307,500,000                          |
| <b>Deposits/Received</b> |                 |   |                                       |  |   |                             |                                      |
| 340                      | 1: 01           | From Contractors/ Suppliers   | -                                     | -  | -   | -                           | -                                    |
|                          | 2: 01           | Deposits- Revenues related  | -                                     | -  | -   | -                           | -                                    |
|                          | 3: 01           | From Staff  | -                                     | -  | -   | -                           | -                                    |
|                          | 8: 01           | From Others   | -                                     | -  | -   | -                           | -                                    |
|                          |                 | <b>TOTAL :</b>  | -                                     | -  | -   | -                           | -                                    |



**Form BUD-2 (b) Consolidated Sheet (BMAR FORM 75)**  
 Name of the Municipality: **GAYA MUNICIPAL CORPORATION**  
**MINOR ACCOUNT HEAD WISE BUDGET I**  
**FOR THE PERIOD OF 2017-18**

| Major Head Code  | Minor Head Code | Minor/Head Account                                      | Actuals for the previous year 2015-16 | Budget Estimate for the current year 2016-17 | Actuals upto December of the current year 2016-17 | Budget Estimate for 2017-18 | BSUP Exp. 25% Included Budget 17-18 |
|--|-----------------|---|---------------------------------------|--|---|-----------------------------|-------------------------------------|
| <b>Deposit works (Works as executing Agencies):</b>            |                 |   |                                       |  |   |                             |                                     |
| 341  | 1 0             | Civil works   | -                                     | -  | -   | -                           | -                                   |
|  | 2 0             | Electrical works  | -                                     | -  | -   | -                           | -                                   |
|  | 3 0             | Others  | -                                     | -  | -   | -                           | -                                   |
|  |                 | <b>TOTAL:</b>   | -                                     | -  | -   | -                           | -                                   |
| <b>Other Receipts (Returned of Loan, Advance, Deposit etc)</b> |                 |   |                                       |  |   |                             |                                     |
|  | 1 0             | Loan and advances to employees                          | -                                     | -  | -   | -                           | -                                   |
|  | 2 0             | Employee Provident Fund Loans                           | -                                     | -  | -   | -                           | -                                   |
|  | 3 0             | Loan To Others  | -                                     | -  | -   | -                           | -                                   |
|  | 4 0             | Advance to Suppliers and contractors                    | -                                     | -  | -   | -                           | -                                   |
|  | 5 0             | Advance to others                                       | 5,019,177.00                          | 50,000,000                                   | -   | 2,500,000.00                | -                                   |
|  |                 | <b>TOTAL:</b>   | 5,019,177.00                          | 50,000,000                                   | -   | 2,500,000.00                | -                                   |
| <b>Fixed Assets:</b>   |                 |   |                                       |  |   |                             |                                     |
|  | 1 0             | Land  | -                                     | -  | -   | -                           | -                                   |
|  | 2 0             | Buildings   | 1,379,968.                            | 129,500,000                                  | 4,088,018   | 59,000,000                  | -                                   |
|  | 3 0             | Roads & Bridges   | 108,881,547                           | 106,000,000                                  | 23,894,764  | 200,000,000                 | 50,000,000                          |
|  | 3 1             | Sewerage & Drainage                                     | 70,146,292.                           | 153,000,000                                  | 11,759,927  | 253,000,000                 | 63,250,000                          |
|  | 3 2             | Warehouses  | 37,327,961.                           | 353,000,000                                  | 58,950,643  | 260,000,000                 | 65,000,000                          |
|  | 3 3             | Public Lighting   | 11,501,257.                           | 46,500,000                                   | 3,715,221   | 60,000,000                  | 15,000,000                          |
|  | 4 0             | Plants & Machinery                                      | -                                     | -  | -   | -                           | -                                   |
|  | 5 0             | Vehicles  | -                                     | 5,500,000                                    | -   | -                           | -                                   |
|  | 6 0             | Office & Other Equipments                               | -                                     | -  | -   | -                           | -                                   |
|  | 7 0             | Furniture, Fixtures, fittings and Electrical Appliances | 837,000.                              | 1,000,000                                    | 9,727   | -                           | -                                   |
|  | 8 0             | Other Fixed Assets                                      | -                                     | 200,000,000                                  | 18,272,000  | 250,000,000                 | 62,500,000                          |
|  | 9 0             | Assets Under Disposal                                   | -                                     | 170,000,000                                  | 15,027,160  | 195,000,000                 | 48,050,000                          |
|  |                 | <b>TOTAL:</b>   | 230,051,025.                          | 1,164,500,000                                | 135,511,460                                       | 1,277,000,000               | 304,500,000                         |
| <b>Capital Works in Progress:</b>                              |                 |   |                                       |  |   |                             |                                     |
|  | 0 1             | Municipal Fund-   | -                                     | -  | -   | -                           | -                                   |
|  | 1 01            | Specific Grants   | -                                     | 100,000,000                                  | -   | 22,100,000                  | -                                   |
|  | 2 01            | Special Funds   | 400,000                               | 20,000,000                                   | 621,788   | 20,000,000                  | 10,000,000                          |
|  | 3 01            | Specific Schemes  | -                                     | 50,000,000                                   | -   | -                           | -                                   |
|  |                 | <b>TOTAL:</b>   | 400,000                               | 170,000,000                                  | 621,788   | 42,100,000                  | 10,000,000                          |
| <b>Investments (General Funds):</b>                            |                 |   |                                       |  |   |                             |                                     |

kr

**Form BUD - 2 (B) Consolidated Sheet (BMAK FORM 15)**  
**Name of the Municipality GAYAMUNICIPAL CORPORATION**  
**MINOR ACCOUNT HEAD WISE BUDGET**  
**FOR THE PERIOD OF 2017-18**

| Major Head Code                                | Minor Head Code  | Minor Head Account                          | Actuals for the Previous Year 2016-16 | Budget for the current year 2016-17 | Actuals upto December of the current year 2016-17 | Budget estimate for 2017-18 | ESUP Exp. 25% include budget 17-18 |
|--|------------------|---|---------------------------------------|-------------------------------------|---|-----------------------------|------------------------------------|
| 420  | 1 0 0            | Investment in Central Government Securities | -                                     | -                                   | -   | -                           | -                                  |
|  | 2 0 0            | Investment in State Government Securities   | -                                     | -                                   | -   | -                           | -                                  |
|  | 3 0 0            | Debentures & Bond                           | -                                     | -                                   | -   | -                           | -                                  |
|  | 4 0 0            | Preference Shares                           | -                                     | -                                   | -   | -                           | -                                  |
|  | 5 0 0            | Equity Share                                | -                                     | -                                   | -   | -                           | -                                  |
|  | 6 0 0            | Units of Mutual Fund                        | -                                     | -                                   | -   | -                           | -                                  |
|  | 8 0 0            | Other Investment                            | -                                     | -                                   | -   | -                           | -                                  |
|  |                  | TOTAL                                       | -                                     | -                                   | -   | -                           | -                                  |
| <b>Investment (Other Funds)</b>                |                  |   |                                       |                                     |   |                             |                                    |
| 421  | 1 0 0            | Investment in Central Government Securities | -                                     | -                                   | -   | -                           | -                                  |
|  | 2 0 0            | Investment in State Government Securities   | -                                     | -                                   | -   | -                           | -                                  |
|  | 3 0 0            | Debentures & Bond                           | -                                     | -                                   | -   | -                           | -                                  |
|  | 4 0 0            | Preference Shares                           | -                                     | -                                   | -   | -                           | -                                  |
|  | 5 0 0            | Equity Share                                | -                                     | -                                   | -   | -                           | -                                  |
|  | 6 0 0            | Units of Mutual Fund                        | -                                     | -                                   | -   | -                           | -                                  |
| 8 0 0  | Other Investment | -   | -                                     | -                                   | -   | -                           |                                    |
|  | TOTAL            | -   | -                                     | -                                   | -   | -                           |                                    |
| <b>Stock - In-hand (Current asset)</b>         |                  |   |                                       |                                     |   |                             |                                    |
| 430  | 1 0 0            | Stores                                      | -                                     | -                                   | -   | -                           | -                                  |
|  | 2 0 0            | Loose Tools                                 | -                                     | -                                   | -   | -                           | -                                  |
|  | 8 0 0            | Others                                      | -                                     | -                                   | -   | -                           | -                                  |
|  | TOTAL            | -   | -                                     | -                                   | -   | -                           |                                    |
| <b>Loans, Advance and Deposits with others</b> |                  |   |                                       |                                     |   |                             |                                    |
| 460  | 1 0 0            | Loan and advances to employees              | -                                     | -                                   | -   | -                           | -                                  |
|  | 2 0 0            | Employee Provident Fund Loans               | -                                     | -                                   | -   | -                           | -                                  |
|  | 3 0 0            | Loan to Others                              | -                                     | -                                   | -   | -                           | -                                  |
|  | 4 0 0            | Advance to Suppliers and contractors        | 4861697                               | 1,000,000                           | 355,307   | -                           | -                                  |
|  | 5 0 0            | Advance to others                           | -                                     | -                                   | -   | -                           | -                                  |
|  | 6 0 0            | Deposits with external Agencies             | -                                     | -                                   | -   | -                           | -                                  |
|  | 8 0 0            | Other current assets                        | -                                     | -                                   | -   | -                           | -                                  |
|  |                  | TOTAL                                       | 4861697                               | 1,000,000                           | 355,307   | -                           | -                                  |



Form BUD - 2 (b) Consolidated Sheet (B/MAR, FORM 75)  
 Name of the Municipality: GAYA MUNICIPAL CORPORATION  
**MINOR ACCOUNT HEAD WISE BUDGET**  
 FOR THE PERIOD OF: 2017-18

| Major Head Code         | Minor Head Code | Minor Head Account                                   | Actuals for the previous year 2015-16 | Budget Estimate for the current year 2016-17 | Actuals upto December of the current year 2016-17 | Budget Estimate for 2017-18 | BSUP Exp. 25% include Budget 17-18 |
|-------------------------|-----------------|--|---------------------------------------|--|---|-----------------------------|------------------------------------|
| 470                     | 1               | 01   | 214,899,742                           | 200,000,000                                  | 105,275,884                                       | 220,000,000                 | 220,000,000                        |
|                         |                 | <b>TOTAL :</b>                                       | <b>214,899,742</b>                    | <b>200,000,000</b>                           | <b>105,275,884</b>                                | <b>220,000,000</b>          | <b>220,000,000</b>                 |
| <b>Other Payments :</b> |                 |  |                                       |  |   |                             |                                    |
|                         |                 | Creditors  | -                                     | -  | -   | -                           | -                                  |
|                         |                 | Employee liabilities (liabilities towards Employees) | -                                     | -  | -   | -                           | -                                  |
|                         |                 | Recoveries Payable                                   | -                                     | -  | -   | -                           | -                                  |
|                         |                 | Government Dues payable                              | -                                     | -  | -   | -                           | -                                  |
|                         |                 | Refunds payable                                      | -                                     | -  | -   | -                           | -                                  |
|                         |                 | Others :   | 50,959,470                            | 100,000,000                                  | 21,488,889  | 150,000,000                 | 37,500,000                         |
|                         |                 | Loans From Central Government                        | -                                     | -  | -   | -                           | -                                  |
|                         |                 | Loans from State Government                          | -                                     | -  | -   | -                           | -                                  |
|                         |                 | Loans from Government Bodies & Association           | -                                     | -  | -   | -                           | -                                  |
|                         |                 | Loans from International Agencies                    | -                                     | -  | -   | -                           | -                                  |
|                         |                 | Loans from Banks & Financial institutions            | 144,283,393                           | 200,000,000                                  | 114,674,755                                       | 270,000,000                 | 245,000,000                        |
|                         |                 | Other Loans  | -                                     | 17,800,000                                   | 350,750   | 100,000,000                 | 25,000,000                         |
|                         |                 | <b>TOTAL :</b>                                       | <b>192,082,863</b>                    | <b>317,800,000</b>                           | <b>136,514,874</b>                                | <b>520,000,000</b>          | <b>307,500,000</b>                 |

Revenue Officer  
 Municipal Corporation, Gaya

Account Officer  
 Municipal Corporation, Gaya

Municipal Commissioner  
 Municipal Corporation, Gaya

Mayor  
 Municipal Corporation, Gaya



Form BUD-2 (a) Consolidated Sheet (BMR FORM 75)  
 Name of the Municipality: GAYA MUNICIPAL CORPORATION  
 DETAIL HEAD WISE BUDGET  
 FOR THE PERIOD OF 2017-18

DETAIL HEAD WISE BUDGET

| All Function    |                 |                  | Actuals for the previous year 2015-16 | Budget Estimate for the current year 2016-17 | Actuals upto December of the current year 2016-17 | Budget Estimate for 2017-18 | BSUR Exp. 25% Include Budget 17-18 |
|-----------------|-----------------|------------------|---------------------------------------|--|---|-----------------------------|------------------------------------|
| Major Head Code | Minor Head Code | Detail Head Code | REVENUE RECEIPTS                      | REVENUE RECEIPTS                             |   |                             |                                    |
| Tax Revenue     |                 |                  |                                       |  |   |                             |                                    |
| 0               | 1               | 1                | Holding Tax                           |  |   |                             |                                    |
| 0               | 1               | 0                | 1 Arrear                              |  |   |                             |                                    |
| 0               | 1               | 0                | 2 Current                             | 90,678,336                                   | 230,000,000                                       | 59,766,917                  | 230,000,000                        |
| 0               | 2               | 2                | Water Tax                             |  |   |                             |                                    |
| 0               | 2               | 0                | 1 Arrear                              |  |   |                             |                                    |
| 0               | 2               | 0                | 2 Current                             |  |   |                             |                                    |
| 0               | 4               | 4                | Sanitation Tax                        |  |   |                             |                                    |
| 0               | 4               | 0                | 1 Arrear                              |  |   |                             |                                    |
| 0               | 4               | 0                | 2 Current                             |  |   |                             |                                    |
| 0               | 6               | 6                | Education Tax                         |  |   |                             |                                    |
| 0               | 7               | 7                | Vehicle Tax                           |  |   |                             |                                    |
| 0               | 8               | 8                | Animal Tax                            |  |   |                             |                                    |
| 0               | 9               | 9                | Electricity Tax                       |  |   |                             |                                    |
| 1               | 1               | 1                | 1 Advertisement Tax                   |  |   |                             |                                    |
| 1               | 1               | 0                | 1 Arrear                              |  |   |                             |                                    |
| 1               | 1               | 0                | 2 Current                             | 156,455                                      | 2,000,000   | 937,500                     | 10,000,000                         |
| 1               | 8               | 8                | 1 Tower Tax                           |  |   |                             |                                    |
| 1               | 8               | 0                | 1 Arrear                              |  |   |                             |                                    |
| 1               | 8               | 0                | 2 Current                             | 460,000                                      | 20,000,000  | 1,055,000                   | 40,000,000                         |
| 5               | 1               | 1                | 1 Octroi Toll                         |  |   |                             |                                    |
| 5               | 1               | 0                | 1 Octroi                              |  |   |                             |                                    |
| 5               | 1               | 0                | 2 Toll                                |  |   |                             |                                    |
| 5               | 2               | 2                | 1 Cess                                |  |   |                             |                                    |
| 5               | 2               | 0                | 1 Education Cess                      |  |   |                             |                                    |
| 5               | 2               | 0                | 2 Health Cess                         |  |   |                             |                                    |
| 8               | 0               | 0                | Other Tax                             |  |   |                             |                                    |



DETAIL HEAD WISE BUDGET

| All Functions:                            |                 |                  | Actuals for the previous year 2015-16                      | Budget for the current year 2016-17 | Actuals upto December of the current year 2016-17 | Budget Estimate for 2017-18 | BSUP Expenditure 25% Include Budget 17-18 |
|---|-----------------|------------------|--|-------------------------------------|---|-----------------------------|---|
| Major Head Code                           | Minor Head Code | Detail Head Code | Detail Head Account  |                                     |   |                             |   |
|   | 81000           | 1                | Rickshaw / Thela/Bicycle Tax                               |                                     |   |                             |   |
|   | 81000           | 2                | Platform Tax   |                                     |   |                             |   |
|   | 81009           | 9                | Other Tax(Incroachment & Panatise fees)                    | 326,078                             | 1,000,000   | 208,550                     | 1,500,000                                 |
|   | 9100            |                  | Tax Remission & Refund (-)                                 |                                     |   |                             |   |
|   |                 |                  | TOTAL :  | 91,621,069                          | 253,000,000                                       | 61,967,967                  | 281,500,000                               |
| Assigned Revenues & Compensations         |                 |                  |  |                                     |   |                             |   |
|   | 1100            |                  | Taxes & duties collected by Others :                       |                                     |   |                             |   |
|   |                 |                  | Share from duty on transfer of                             |                                     |   |                             |   |
|   | 1000            | 1                | Properties(Stamp Duty)                                     | 76,531,470                          | 100,000,000                                       | 32,779,705                  | 120,000,000                               |
| 120                                       | 1000            | 2                | Basic Taxes & Duties collected by Others                   |                                     |   |                             |   |
|   |                 |                  | Others : Taxes & Duties Collected by:                      |                                     |   |                             |   |
|   | 1009            | 9                | Others(Professional tax)                                   | 11,726,433                          | 15,000,000  | 13,420,470                  | 20,000,000                                |
|   | 2100            |                  | Compensation in lieu of Taxes/ duties :                    |                                     |   |                             |   |
|   | 3100            |                  | Compensations in lieu of Concessions                       |                                     |   |                             |   |
|   |                 |                  | TOTAL :  | 88,257,903                          | 115,000,000                                       | 46,200,182                  | 140,000,000                               |
| Rental Income from Municipal properties : |                 |                  |  |                                     |   |                             |   |
| 130                                       | 1000            |                  | Rent from Civic Amenities :                                |                                     |   |                             |   |
|   | 1000            | 1                | Open Plot/Party Plot                                       |                                     |   |                             |   |
|   | 1000            | 2                | Play Grounds   |                                     |   |                             |   |
|   | 1000            | 3                | Shopping Complexes :                                       |                                     |   |                             |   |
|   | 1000            | 4                | Markets (Shop Rent, Town Hall & Indar Stadium)             | 5,765,570                           | 9,000,000   | 5,573,808                   | 15,000,000                                |
|   | 1000            | 9                | Parking plot 1   | 450,996                             | 400,000   | 300,664                     | 400,000                                   |
|   | 1001            | 0                | Amusement Park   |                                     |   |                             |   |
|   | 1009            | 9                | Rent form Other Civic Amenities(Sairat)(New Shop Alltment) | 22,590,577                          | 35,000,000  | 12,886,108                  | 25,000,000                                |
|   |                 |                  | TOTAL :  | 28,807,143                          | 44,400,000  | 18,760,580                  | 40,400,000                                |
| Fees & User Charges :                     |                 |                  |  |                                     |   |                             |   |
| 140                                       | 1000            |                  | Enhancement & Registration Charges/fee :                   |                                     |   |                             |   |



**DETAIL HEAD WISE BUDGET**

| All Function    |                 |   | Actuals for the previous year 2015-16 | Budget Estimate for the current year 2016-17 | Actuals upto December of the current year 2016-17 | Budget Estimate for 2017-18 | BSUP EXP. 25% include Budget 17-18 |
|-----------------|-----------------|---|---------------------------------------|--|---|-----------------------------|------------------------------------|
| Major Head Code | Minor Head Code | Detail Head Code                            |                                       |  |   |                             |                                    |
| 1100            | 0               | 2 Public Works Contractors                  |                                       |  |   |                             |                                    |
| 1100            | 0               | 3 Hospitals Registration Fee                |                                       |  |   |                             |                                    |
|                 |                 | Private Cattle Pounds and animals           |                                       |  |   |                             |                                    |
| 1100            | 0               | 4 registration fee                          |                                       |  |   |                             |                                    |
| 1100            | 0               | 5 Contractor Registration fees              |                                       |  |   |                             |                                    |
| 1100            | 0               | 6 Professional Registration fees            |                                       |  |   |                             |                                    |
| 1100            | 0               | 7 Rtdg. of Private Hospitals and            |                                       |  |   |                             |                                    |
| 1100            | 0               | 8 Mutation Fee                              |                                       |  |   |                             |                                    |
|                 |                 | Other Empanelment & Registration            |                                       |  |   |                             |                                    |
| 1109            | 9               | 9 Charges                                   |                                       |  |   |                             |                                    |
| 1109            | 9               | 1 Licensing Fees                            |                                       |  |   |                             |                                    |
| 1109            | 0               | 1 Hawkers License Fee                       |                                       |  |   |                             |                                    |
| 1109            | 0               | 2 Shops & Establishment License Fee         |                                       |  |   |                             |                                    |
| 1109            | 0               | 3 Hospital & Nursing home License Fee       |                                       |  |   |                             |                                    |
| 1109            | 0               | 4 Plumbing License Fee                      |                                       |  |   |                             |                                    |
| 1109            | 0               | 5 Private Cattle Pounds License Fee         |                                       |  |   |                             |                                    |
| 1109            | 0               | 6 Hazardous Storage/product license fees    |                                       |  |   |                             |                                    |
| 1109            | 0               | 7 License fees food or adulteration         | 206,145                               | 200,000                                      | 206,550   | 500,000                     |                                    |
| 1109            | 0               | 8 Slaughter House registration              |                                       |  |   |                             |                                    |
| 1109            | 0               | 9 Butchers & Traders of Meats               |                                       |  |   |                             |                                    |
| 1109            | 0               | 0 Poultry Traders                           |                                       |  |   |                             |                                    |
|                 |                 | License Fees for Dangerous and              |                                       |  |   |                             |                                    |
| 1109            | 1               | 1 Offensive Trades                          | 3,247,610                             | 20,000,000                                   | 3,091,240   | 10,000,000                  |                                    |
| 1109            | 9               | 9 Other Licensing Fees (Riksha/Marage)      | 254,697                               | 400,000                                      | 26,800  | 400,000                     |                                    |
| 1109            | 2               | 2 Fee for Grant of Permit/Permission        |                                       |  |   |                             |                                    |
| 1109            | 9               | 9 Other Fee for Grant of Permit             |                                       |  |   |                             |                                    |
| 1109            | 3               | 3 fees for Certificate or Extract of Record |                                       |  |   |                             |                                    |
| 1109            | 0               | 1 Birth & Death certificates                | 37,540                                | 50,000                                       | 50,926  | 100,000                     |                                    |
| 1109            | 4               | 4 Development Charges                       |                                       |  |   |                             |                                    |



DETAIL HEAD WISE BUDGET

| Major Head Code | Minor Head Code | Detail Head Code | Detail Head Account | Actuals for the previous year 2015-16           | Budget Estimate for the current year 2016-17 | Actuals upto December of the current year 2016-17 | Budget Estimate for 2017-18 | BSUP Exp. 25% include Budget 17-18 |
|-----------------|-----------------|------------------|---------------------|---|--|---|-----------------------------|------------------------------------|
|                 | 4               | 0                | Others Fees :       |   |  |   |                             |                                    |
|                 | 4               | 0                | 0                   | 1 Building Permission Fees (Map Fees) :         | 1,584,393                                    | 2,000,000   | 3,330,106                   | 10,000,000                         |
|                 | 4               | 0                | 0                   | 8 Road damage Recovery Charges:                 | 262,343                                      | 500,000   | 2,362                       | 500,000                            |
|                 | 5               | 0                | User Charges:       |   |  |   |                             |                                    |
|                 | 5               | 0                | 0                   | 1 Water charge:                                 |  |   |                             |                                    |
|                 | 5               | 0                | 0                   | 2 Water Tanker Charge:                          | 15,000                                       | 200,000   | 60,500                      | 200,000                            |
|                 | 5               | 0                | 2                   | Market Fee :                                    |  |   |                             |                                    |
|                 | 5               | 0                | 9                   | Other User Charges (Water Conaction - Charge) : | 2,974,000                                    | 1,000,000   | 1,854,000                   |                                    |
|                 | 6               | 0                | 0                   | Entry Fees :                                    |  |   |                             |                                    |
|                 | 6               | 0                | 0                   | 1 Entry Fee Parks :                             |  |   |                             |                                    |
|                 | 6               | 0                | 0                   | 2 Entry Fee Playgrounds :                       |  |   |                             |                                    |
|                 | 7               | 0                | 0                   | Service/ Administrative Charges :               |  |   |                             |                                    |
|                 | 7               | 0                | 0                   | 1 Road Cutting Charges:                         | 9,891,978                                    | 20,000,000  | 21,367,197                  | 50,000,000                         |
|                 | 7               | 0                | 0                   | 2 Supervision Charges on Deposit Works :        |  |   |                             |                                    |
|                 | 8               | 0                | 0                   | Other Charges Entry Fee of Vehicle :            |  |   |                             |                                    |
|                 | 9               | 0                | 0                   | 1 Remission and Refund - Fees :                 |  |   |                             |                                    |
|                 | 9               | 0                | 0                   | 2 Remission and Refund - User Charges :         |  |   |                             |                                    |
|                 |                 |                  | TOTAL :             | 18,473,706                                      | 44,350,000                                   | 29,969,681  | 71,700,000                  |                                    |
| 150             | 1               | 0                | Sale of Products    |   |  |   |                             |                                    |
|                 | 1               | 0                | 9                   | Sale of Other Products                          |  |   |                             |                                    |
|                 | 1               | 1                | 0                   | 1 Sale of Forms & Publications:                 |  |   |                             |                                    |
|                 | 1               | 1                | 0                   | 1 Sale of Tender Form                           | 55,645                                       | 150,000   | 39,560                      | 100,000                            |
|                 | 1               | 1                | 0                   | 2 Water Connection Form                         |  |   |                             |                                    |
|                 | 1               | 1                | 0                   | 3 House Transfer Form (Dahkil Kharij)           | 11,050                                       | 25,000  | 23,575                      | 30,000                             |
|                 | 1               | 1                | 0                   | 4 Plans :                                       |  |   |                             |                                    |
|                 | 1               | 1                | 0                   | 5 Maps :  | 16,811                                       | 15,000  | 4,572                       | 15,000                             |
|                 | 1               | 1                | 0                   | 6 Hospital & Nursing Registration Form :        |  |   |                             |                                    |



DETAIL HEAD WISE BUDGET

| All Function                                      |                 |                  |  | Actuals for the previous year 2015-16 | Budget Estimate for the current year 2016-17 | Actuals upto December of the current year 2016-17 | Budget Estimate for 2017-18 | 85% Exp. Include Budget 17-18 |
|---|-----------------|------------------|--|---------------------------------------|--|---|-----------------------------|-------------------------------|
| Major Head Code                                   | Minor Head Code | Detail Head Code | Detail Head Account                                      |                                       |  |   |                             |                               |
|   | 1110            | 7                | Shops & Establishment Registration                       |                                       |  |   |                             |                               |
|   | 1110            | 8                | Election form  |                                       |  |   |                             |                               |
|   | 1119            | 9                | Sale of other forms(B,D,C)                               | 1,176,900                             | 1,000,000                                    | 259,000   | 1,500,000                   |                               |
|   | 112             |                  | Sale of stores & scrap                                   |                                       |  |   |                             |                               |
|   | 1120            | 1                | Sale of stores   |                                       |  |   |                             |                               |
|   | 1120            | 2                | Sale of Scrap  |                                       |  |   |                             |                               |
|   | 1120            | 3                | Revenue from Auction of Obsolete Assets                  |                                       |  |   |                             |                               |
|   | 30              |                  | Sale of Others   |                                       |  |   |                             |                               |
|   | 300             | 1                | Did Newspaper  |                                       |  |   |                             |                               |
|   | 3000            | 2                | Sale of garbage  |                                       |  |   |                             |                               |
|   | 3000            | 3                | Sale of Others   |                                       |  |   |                             |                               |
|   | 410             |                  | Hire Charges for Vehicles                                |                                       |  |   |                             |                               |
|   | 4100            | 1                | Buses  |                                       |  |   |                             |                               |
|   | 4100            | 2                | Trucks/Tractor/Danfar/Convac                             | 45,125                                | 50,000                                       | 3,500   | 50,000                      |                               |
|   | 411             | 1                | Road Roller Charges                                      |                                       |  |   |                             |                               |
|   | 4110            | 2                | Hira Charges of convac Machine                           |                                       |  |   |                             |                               |
|   | 4110            | 3                | Rent from Other equipments(Section Machine/Water tankar) | 458,500                               | 500,000                                      | 110,000   | 500,000                     |                               |
|   |                 |                  | TOTAL  | 1,764,031                             | 1,740,000                                    | 440,207   | 2,395,000                   |                               |
| <b>Revenue Grants, Contribution and Subsidies</b> |                 |                  |  |                                       |  |   |                             |                               |
| 160   | 10              |                  | Revenue Grant  |                                       |  |   |                             |                               |
|   | 100             | 1                | Arrear Salary & Pension Grant State Govt                 |                                       |  |   |                             |                               |
|   | 1000            | 2                | Salary, Pension & Electricity Grant (4th & 5th Finance)  | 89,910,683                            | 200,000,000                                  | 95,509,875  | 100,000,000                 |                               |
|   | 1000            | 3                | Govt. Aid for Primary Education                          |                                       |  |   |                             |                               |



**DETAIL HEADWISE BUDGET**

| All Function |  | Major Head Code | Minor Head Code | Detail Head Code | Detail Head Account  | Actuals for the previous year 2015-16 | Budget for the current year 2016-17 | Actuals upto December of the current year 2016-17 | Budget Estimate for 2017-18 | BSUP Expi 25% Include Budget 17-18 |
|--------------|--|-----------------|-----------------|------------------|--|---------------------------------------|-------------------------------------|---|-----------------------------|------------------------------------|
|              |  | 1.0.0           | 0               | 4                | Family Welfare Grant   |                                       |                                     |   |                             |                                    |
|              |  |                 |                 | 5                | Family Planning Aid from Central Government                  |                                       |                                     |   |                             |                                    |
|              |  | 1.0.0           | 0               | 6                | LIC Grant  |                                       | 100,000                             | 768,395   | 500,000                     |                                    |
|              |  | 1.0.0           | 0               | 7                | Census Grant   | 1,801,700                             | 2,000,000                           | 361,300   | 500,000                     |                                    |
|              |  | 1.0.0           | 0               | 8                | Irrigation Cess & Water Rate Grant                           |                                       |                                     |   |                             |                                    |
|              |  | 1.0.0           | 0               | 9                | Grant against Penalty Recovered by Courts Under various Acts |                                       |                                     |   |                             |                                    |
|              |  | 1.0.0           | 1               | 0                | Grant for Chemicals  |                                       |                                     |   |                             |                                    |
|              |  | 1.0.0           | 1               | 1                | Grant for Malakia Nirmlan                                    |                                       |                                     |   |                             |                                    |
|              |  | 1.0.0           | 1               | 2                | Grant for Polio Nirmlan                                      |                                       |                                     |   |                             |                                    |
|              |  | 1.0.0           | 1               | 3                | School Children Health Program Grant                         |                                       |                                     |   |                             |                                    |
|              |  | 1.0.0           | 1               | 4                | Election grant   |                                       |                                     |   |                             |                                    |
|              |  | 1.0.0           | 1               | 5                | Apda Parwadhan   | 795,000                               | 2,500,000                           |   | 1,000,000                   |                                    |
|              |  | 1.0.0           | 1               | 6                | Grant for Hand Pump/Bore Well                                |                                       |                                     |   |                             |                                    |
|              |  | 1.0.0           | 1               | 7                | Natural calamity Grant (Master Plan)                         |                                       | 2,500,000                           |   | 1,000,000                   |                                    |
|              |  | 1.0.0           | 1               | 8                | BPL Grant  |                                       | 500,000                             |   | 500,000                     |                                    |
|              |  | 1.0.0           | 1               | 9                | SPUR Grant (SWM)   |                                       |                                     |   |                             |                                    |
|              |  | 1.0.0           | 2               | 0                | JINURM Grant   |                                       |                                     |   | 500,000                     |                                    |
|              |  | 1.0.0           | 2               | 1                | Grant for Amrut scheme                                       | 300,000                               |                                     |   | 100,000                     |                                    |
|              |  | 1.0.0           | 2               | 2                | Jalabhan Grant   |                                       | 100,000                             | 35,000  | 100,000                     |                                    |
|              |  | 1.0.0           | 2               | 3                | SISRY Grant/NULM   | 11,330,289                            | 50,000,000                          |   | 20,000,000                  |                                    |
|              |  | 1.0.0           | 2               | 4                | Special Grants(Pitpach Mahaj)                                |                                       | 10,000,000                          | 6,500,000   | 10,000,000                  |                                    |
|              |  | 1.0.0           | 2               | 5                | Grant for Ward Parshad Alliance                              | 700,000                               | 1,500,000                           | 2,888,000   | 3,000,000                   |                                    |
|              |  | 1.0.0           | 9               | 9                | Other Revenue Grants(City Manager)                           |                                       | 708,000                             | 787,400   | 1,000,000                   |                                    |
|              |  | 2.0.0           |                 |                  | Reimbursement of Expenses                                    |                                       |                                     |   |                             |                                    |
|              |  | 3.0.0           |                 |                  | Contribution towards schemes                                 |                                       |                                     |   |                             |                                    |
|              |  |                 |                 |                  | <b>TOTAL :</b>   | 104,837,672                           | 269,908,000                         | 106,849,970                                       | 138,100,000                 |                                    |



DETAIL HEAD WISE BUDGET

| All Function            |                 |                  |   | Actuals for the previous year 2015-16 | Budget Estimate for the current year 2016-17 | Actuals upto December of the current year 2016-17 | Budget Estimate for 2017-18 | BSUP Exp. 25% Include Budget 17-18 |
|-------------------------|-----------------|------------------|---|---------------------------------------|--|---|-----------------------------|------------------------------------|
| Major Head Code         | Minor Head Code | Detail Head Code | Detail Head Account   |                                       |  |   |                             |                                    |
| Other Income :          |                 |                  |   |                                       |  |   |                             |                                    |
| 8                       | 0               | 9                | Miscellaneous Income  | 4,043,569                             |  |   | 5,000,000                   |                                    |
|                         |                 |                  | TOTAL   | 4,043,569                             |  |   | 5,000,000                   |                                    |
| Establishment Expenses: |                 |                  |   | REVENUE EXPENDITURE                   |  |   |                             |                                    |
| 210                     | 1               | 0                | Salaries, Wages and bonus   |                                       |  |   |                             |                                    |
|                         | 1               | 0                | 0   | 215,134,708                           | 205,270,000                                  | 139,783,654                                       | 290,488,000                 |                                    |
|                         |                 |                  | Salaries & Allowances: (As per Annexure 12)                       |                                       |  |   |                             |                                    |
|                         | 1               | 0                | 0   |                                       |  |   |                             |                                    |
|                         |                 |                  | Wages :   |                                       |  |   |                             |                                    |
|                         |                 |                  | Octroi (Appointment for Section post/Contractual Staff/Job Card : |                                       |  |   |                             |                                    |
|                         | 1               | 0                | 0   | 56,168,034                            | 100,000,000                                  | 62,863,593  | 80,000,000                  |                                    |
|                         |                 |                  | 4 Driver/Labour   |                                       |  |   |                             |                                    |
|                         | 1               | 0                | 0   |                                       |  |   |                             |                                    |
|                         |                 |                  | 5 Performance Bonus   |                                       |  |   |                             |                                    |
|                         | 1               | 0                | 9   | 9,091,177                             | 100,000,000                                  |   | 50,000,000                  |                                    |
|                         |                 |                  | 9 Others/Arrear Salary+DA+P.F)                                    |                                       |  |   |                             |                                    |
|                         | 2               | 0                | 0   |                                       |  |   |                             |                                    |
|                         |                 |                  | Benefits and Allowances:  |                                       |  |   |                             |                                    |
|                         | 2               | 0                | 0   |                                       |  |   |                             |                                    |
|                         |                 |                  | 4 Uniform to staff  | 303,178                               | 1,000,000                                    |   | 1,000,000                   |                                    |
|                         | 3               | 0                | 0   |                                       |  |   |                             |                                    |
|                         |                 |                  | Pension / P.F. Contribution :                                     |                                       |  |   |                             |                                    |
|                         |                 |                  | Contribution to Pension fund :                                    |                                       |  |   |                             |                                    |
|                         |                 |                  | Permanent Employee of Municipality :                              |                                       |  |   |                             |                                    |
|                         | 3               | 1                | 0   | 32,455,258                            | 100,000,000                                  | 66,402,298  | 40,000,000                  |                                    |
|                         |                 |                  | 1 (Retirement Benefits) :   |                                       |  |   |                             |                                    |
|                         |                 |                  | Contribution to Pension fund :                                    |                                       |  |   |                             |                                    |
|                         | 3               | 1                | 0   |                                       | 5,000  |   | 6,000                       |                                    |
|                         |                 |                  | 3 contingent staff  |                                       |  |   |                             |                                    |
|                         | 3               | 0                | 0   |                                       |  |   |                             |                                    |
|                         |                 |                  | 8 Group Insurance Contribution :                                  | 70,653                                | 200,000                                      | 259,719   | 200,000                     |                                    |
|                         | 4               | 0                | 0   |                                       |  |   |                             |                                    |
|                         |                 |                  | 1 Other Terminal & Retirement Benefits :                          |                                       |  |   |                             |                                    |
|                         | 4               | 0                | 0   |                                       |  |   |                             |                                    |
|                         |                 |                  | 1 leave Encashment  |                                       |  |   |                             |                                    |
|                         | 4               | 0                | 0   |                                       |  |   |                             |                                    |
|                         |                 |                  | 2 Death cum Retirement Gratuity                                   |                                       |  |   |                             |                                    |
|                         | 4               | 0                | 0   |                                       |  |   |                             |                                    |
|                         |                 |                  | 3 Provident fund Sharefall (Interest)                             |                                       |  |   |                             |                                    |
| 8                       | 0               | 0                | 0   |                                       | 708,000                                      | 371,340   | 1,000,000                   |                                    |
|                         |                 |                  | Other Establishment Expenses (City Manager)                       |                                       |  |   |                             |                                    |
|                         |                 |                  | TOTAL :   | 318,223,008                           | 507,183,000                                  | 269,680,634                                       | 462,694,000                 |                                    |
| Administrative Expenses |                 |                  |   |                                       |  |   |                             |                                    |
| 220                     | 1               | 0                | 0   |                                       |  |   |                             |                                    |
|                         |                 |                  | Rent, Rates and Taxes Paid  |                                       |  |   |                             |                                    |



**DETAIL HEAD WISE BUDGET**

| All Function    |                 |   |   | Actuals for the previous year 2015-16 | Budget for the current year 2016-17 | Actuals upto December of the current year 2016-17 | Budget Estimate for 2017-18 | BSUP Exp. 25% include Budget 17-18 |
|-----------------|-----------------|---|---|---------------------------------------|-------------------------------------|---|-----------------------------|------------------------------------|
| Major Head Code | Minor Head Code | Detail Head Code  | Detail Head Account                                 |                                       |                                     |   |                             |                                    |
|                 | 1 1 1           | Office Maintenance  | Other Office Maintenance Expenses (Miss/Data entry) | 462,234                               | 500,000                             | 102,000   | 600,000                     |                                    |
|                 | 1 2             | Communication Expenses  | Telephone Expenses (include GPS)                    | 21,069                                | 400,000                             | 106,850   | 200,000                     |                                    |
|                 | 2 0 0 1         | Books & Periodicals   | Purchases of Books                                  |                                       | 5,000                               |   | 5,000                       |                                    |
|                 | 2 1 0 1         | Printing and Stationery   | Stationery  |                                       |                                     |   |                             |                                    |
|                 | 2 1 0 2         | General Printing & Stationery                                       | Farm Purchase/Printing from other                   | 366,870                               | 600,000                             | 489,562   | 650,000                     |                                    |
|                 | 2 1 1 0         | Xerox Expenses  |   | 4,950                                 | 50,000                              | 4,000   | 50,000                      |                                    |
|                 | 2 1 0 5         | Computer consumables (Stationery)                                   |   | 165,800                               | 500,000                             | 22,335  | 550,000                     |                                    |
|                 | 3 1 0 1         | Traveling & Conveyance  | Traveling Expense                                   |                                       | 200,000                             |   | 200,000                     |                                    |
|                 | 3 1 0 2         | Elected members Traveling Expense                                   |   |                                       |                                     |   |                             |                                    |
|                 | 3 1 0 3         | Patrol & Diesel   |   |                                       |                                     |   |                             |                                    |
|                 | 4 0             | Insurance   |   |                                       |                                     |   |                             |                                    |
|                 | 5 0             | Audit Fees  |   |                                       |                                     |   |                             |                                    |
|                 | 5 1 1           | Legal Expenses  |   |                                       |                                     |   |                             |                                    |
|                 | 5 1 9           | Stamp Purchase for Sarat:3%   |   | 200,000                               | 300,000                             | 248,553   | 400,000                     |                                    |
|                 | 5 2             | Professional & Other Fees   |   |                                       |                                     |   |                             |                                    |
|                 | 5 2 0 1         | Advocate Fee Expense  |   | 358,126                               | 600,000                             |   | 700,000                     |                                    |
|                 | 6 0             | Advertisement and Publicity   |   |                                       |                                     |   |                             |                                    |
|                 | 6 0 0 1         | Advertisement in News Paper   |   | 1,711,196                             | 2,000,000                           | 370,247   | 2,000,000                   |                                    |
|                 | 6 0 0 4         | Organizing Festivals(Meeting & Board Standing & National Festivals) |   | 48,509                                | 500,000                             | 140,872   | 500,000                     |                                    |
|                 | 8 0             | Other Administration Expense  |   |                                       |                                     |   |                             |                                    |



**DETAIL HEAD WISE BUDGET**

| All Function                         |                 |                  | Actuals for the previous year 2015-16                                   | Budget Estimate for the current year 2016-17 | Actuals upto December of the current year 2016-17 | Budget Estimate for 2017-18 | BSUP Exp. 25% Include Budget 17-18 |            |
|--------------------------------------|-----------------|------------------|---|--|---|-----------------------------|------------------------------------|------------|
| Major Head Code                      | Minor Head Code | Detail Head Code |   |  |   |                             |                                    |            |
|                                      | 8 0 0           | 1                | Honorarium to Council Members   | 787,600                                      | 1,500,000   | 1,303,000                   | 3,000,000                          |            |
|                                      |                 |                  | TOTAL :   | 4,126,354                                    | 7,155,000   | 2,798,320                   | 8,905,000                          |            |
| <b>Operations &amp; Maintenance:</b> |                 |                  |   |  |   |                             |                                    |            |
|                                      | 230             | 1 1 0 1          | Power & Fuel :  |  |   |                             |                                    |            |
|                                      |                 | 1 1 0 0          | 1 Electricity charges :   |  |   |                             |                                    |            |
|                                      |                 | 1 1 0 0          | 2 Electricity charges for street light                                  | 28,157,080                                   | 60,000,000  | 10,500,000                  | 60,000,000                         | 19,000,000 |
|                                      |                 | 1 1 0 0          | 3 Generator Bill  |  |   |                             |                                    |            |
|                                      |                 | 1 1 0 0          | 4 Petrol, Diesel & Gas  | 11,930,481                                   | 25,000,000  | 18,000,000                  | 25,000,000                         | 6,250,000  |
|                                      |                 |                  | Consumption of Stores : Apda  |  |   |                             |                                    |            |
|                                      |                 |                  | Management Medicine for Masquto & Wooden Drinking water vehicle & Chuna |  |   |                             |                                    |            |
|                                      |                 | 3 0 0 9          | 9 Pktrng,   | 631,576                                      | 2,000,000   | 50,000                      | 2,000,000                          | 500,000    |
|                                      |                 | 4 0 0            | Hire Charges :  |  |   |                             |                                    |            |
|                                      |                 | 4 1 0 0          | 1 Machinery Hire Charges  |  |   |                             |                                    |            |
|                                      |                 | 4 1 0 0          | 2 Vehicle Hire Charges :  | 627,767                                      | 1,500,000   | 805,110                     | 1,500,000                          |            |
|                                      |                 | 4 1 0 9          | 9 Other Hire Charges :  |  |   |                             |                                    |            |
|                                      |                 | 5 0 0            | Repairs & maintenance Infrastructure Assets :                           |  |   |                             |                                    |            |
|                                      |                 | 5 1 0 0          | 1 Repairs & maintenance Water Supply                                    | 1,582,896                                    | 2,500,000   |                             | 2,500,000                          | 625,000    |
|                                      |                 | 5 1 0 0          | 6 Repairs & maintenance Street Lights (with Office & officer Quard)     | 2,046,290                                    | 5,000,000   | 14,891                      | 5,000,000                          | 1,250,000  |
|                                      |                 | 5 1 1            | Repairs & maintenance Civic Amenities                                   |  |   |                             |                                    |            |
|                                      |                 | 5 3 1            | Repairs & maintenance Vehicles :  |  |   |                             |                                    |            |
|                                      |                 | 5 9 9            | Repairs & maintenance Others :  |  |   |                             |                                    |            |
|                                      |                 | 5 1 9 0          | 3 Repairs & maintenance General Office Equipment (Vehicle)              | 4,513,384                                    | 3,000,000   | 246,696                     | 3,000,000                          |            |
|                                      |                 | 5 1 9 0          | 5 Repairs & maintenance Computers & Software (E-Tender & DEAS) & A.G    | 136,415                                      | 500,000   | 14,700                      | 100,000                            |            |
|                                      |                 | 5 1 9 9          | 9 Repairs & maintenance Other Assets (Generator)                        |  | 50,000  |                             | 50,000                             |            |
|                                      |                 | 8 0 0            | Other Operating and maintenance expenses                                |  |   |                             |                                    |            |
|                                      |                 | 8 0 0 0          | 1 Garbage Clearance (Mala & Road)                                       | 7,155,966                                    | 20,000,000  | 12,193,750                  | 10,000,000                         | 2,500,000  |
|                                      |                 |                  | TOTAL :   | 56,781,845                                   | 119,550,000                                       | 39,825,147                  | 109,150,000                        | 26,125,000 |



**DETAIL HEAD-WISE BUDGET**

| All Function  |          | Major Head Code | Minor Head Code | Detail Head Code | Detail Head Account  | Actuals for the previous year 2015-16 | Budget for the current year 2016-17 | Actual upto December of the current year 2016-17 | Budget Estimate for 2017-18 | BSUP Exp. 25% include Budget 17-18 |
|---|----------|-----------------|-----------------|------------------|--|---------------------------------------|-------------------------------------|--|-----------------------------|------------------------------------|
| <b>Programme Expenses</b>                           |          |                 |                 |                  |  | 0                                     | 0                                   | 0  | 0                           | 0                                  |
| <b>250</b>  | <b>1</b> | <b>0</b>        | <b>0</b>        | <b>0</b>         | <b>Elections Expenses (Cencses/APL/BPL)</b>  | 35,150                                | 500,000                             | 292,500  | 500,000                     | 500,000                            |
|   | <b>2</b> | <b>0</b>        | <b>0</b>        | <b>0</b>         | <b>Own Programme:</b>  |                                       |                                     |  |                             |                                    |
|   |          |                 |                 |                  | Family Welfare Incentive (Daly/Wages: Worker) 1  |                                       | 500,000                             |  | 500,000                     |                                    |
|   |          |                 |                 |                  | 5. Khat Kad & Dath & Health Exp. Productive activities for the physically handicapped & mentally retarded (Kabr Antiosy) 6 | 202,155                               | 2,500,000                           | 25,000   | 2,500,000                   |                                    |
|   |          |                 |                 |                  | 6. Antiosy) 7  | 504,000                               | 2,500,000                           | 308,000  | 2,500,000                   | 2,500,000                          |
|   |          |                 |                 |                  | Exp) For Antilarval Scheme(Master Plan) 7  |                                       | 2,500,000                           |  | 2,500,000                   | 625,000                            |
|   |          |                 |                 |                  | 8. BCG & Other Exp (Jalaban)(Chat Pouja) Other social Upliftment Programmes (Gardaning of Park) 9                          | 118,376                               | 100,000                             | 399,869  | 1,000,000                   | 250,000                            |
|   |          |                 |                 |                  | 9. Gardaning of Park)  |                                       | 10,000                              |  | 25,000                      |                                    |
|   |          |                 |                 |                  | 0. Special Drive for clean City (P.P. MALAY)   | 801,110                               | 10,000,000                          | 9,155,214  | 10,000,000                  | 2,500,000                          |
|   |          |                 |                 |                  | 9. Own Programme (Com. Agent)  |                                       | 1,000,000                           |  | 1,000,000                   |                                    |
|   |          |                 |                 |                  | 0. Share In Programme of others  |                                       |                                     |  |                             |                                    |
|   |          |                 |                 |                  | 0. Programme Expenditure from Specific Grants  |                                       |                                     |  |                             |                                    |
|   |          |                 |                 |                  | 1. Programme Exp-SPUR Grants(SWA)  |                                       |                                     |  |                             |                                    |
|   |          |                 |                 |                  | 2. JNUURM Grant  |                                       |                                     |  |                             |                                    |
|   |          |                 |                 |                  | 3. UIDSMT Grant  |                                       |                                     |  |                             |                                    |
|   |          |                 |                 |                  | 4. HS DP Grant   |                                       |                                     |  |                             |                                    |
|   |          |                 |                 |                  | 5. SISRY/NUIM Grant  | 2,867,109                             | 50,000,000                          | 3,974,290  | 20,000,000                  | 20,000,000                         |
|   |          |                 |                 |                  | TOTAL :  | 4,527,900                             | 69,610,000                          | 14,154,873                                       | 40,525,000                  | 26,375,000                         |
| <b>Revenue Grants, Contribution &amp; Subsidies</b> |          |                 |                 |                  |  |                                       |                                     |  |                             |                                    |
| <b>260</b>  | <b>1</b> | <b>0</b>        | <b>0</b>        | <b>0</b>         | <b>Grants</b>  |                                       |                                     |  |                             |                                    |
|   |          |                 |                 |                  | 0. Contribution  |                                       |                                     |  |                             |                                    |
|   |          |                 |                 |                  | 1. Contribution to Special Funds   |                                       |                                     |  |                             |                                    |



**DETAIL HEAD WISE BUDGET**

| All Function  |   | Major Head Code |   | Minor Head Code |   | Detail Head Code |   | Detail Head Account |   | Actuals for the previous year 2015-16 | Budget for the current year 2016-17 | Actuals upto December of the current year 2016-17 | Budget Estimate for 2017-18 | BSUP Exp. 25% include Budget 17-18 |
|---|---|-----------------|---|-----------------|---|------------------|---|---------------------|---|---------------------------------------|-------------------------------------|---|-----------------------------|------------------------------------|
| <b>Miscellaneous Expenses</b>   |   |                 |   |                 |   |                  |   |                     |   | 0                                     | 0                                   | 0   | 0                           | 0                                  |
| <b>271</b>  |   |                 |   |                 |   |                  |   |                     |   |                                       |                                     |   |                             |                                    |
| 1   | 0 | 0               | 0 | 0               | 0 | 0                | 0 | 0                   | 0 | 293,124                               | 200,000                             |   | 200,000                     |                                    |
| Loss on disposal of Assets (Income Tax/Diposit)   |   |                 |   |                 |   |                  |   |                     |   |                                       |                                     |   |                             |                                    |
| 2   | 0 | 0               | 0 | 0               | 0 | 0                | 0 | 0                   | 0 | 342,551                               | 200,000                             |   | 200,000                     |                                    |
| Loss on disposal of investments (Sales tax Deposit & Labour cess)   |   |                 |   |                 |   |                  |   |                     |   |                                       |                                     |   |                             |                                    |
| 3   | 0 | 0               | 0 | 0               | 0 | 0                | 0 | 0                   | 0 | 165,609                               | 200,000                             | 22,250  | 200,000                     |                                    |
| Decline in value of Fixed Assets on Revaluation (Royalty Deduction) T.D.S & Vat                             |   |                 |   |                 |   |                  |   |                     |   |                                       |                                     |   |                             |                                    |
| <b>TOTAL</b>  |   |                 |   |                 |   |                  |   |                     |   | 801,284                               | 600,000                             | 22,250  | 600,000                     |                                    |
| <b>Prior Period Item :</b>  |   |                 |   |                 |   |                  |   |                     |   |                                       |                                     |   |                             |                                    |
| <b>280</b>  |   |                 |   |                 |   |                  |   |                     |   |                                       |                                     |   |                             |                                    |
| 1   | 0 | 0               | 0 | 0               | 0 | 0                | 0 | 0                   | 0 |                                       |                                     |   |                             |                                    |
| Taxes-Prior Period  |   |                 |   |                 |   |                  |   |                     |   |                                       |                                     |   |                             |                                    |
| 1   | 0 | 0               | 0 | 0               | 0 | 0                | 0 | 0                   | 0 |                                       |                                     |   |                             |                                    |
| Prior Period Income-Education Cess  |   |                 |   |                 |   |                  |   |                     |   |                                       |                                     |   |                             |                                    |
| 1   | 0 | 0               | 0 | 0               | 0 | 0                | 0 | 0                   | 0 |                                       |                                     |   |                             |                                    |
| Prior Period Income-Health Cess   |   |                 |   |                 |   |                  |   |                     |   |                                       |                                     |   |                             |                                    |
| <b>TOTAL :</b>  |   |                 |   |                 |   |                  |   |                     |   |                                       |                                     |   |                             |                                    |
| <b>CAPITAL RECEIPT</b>  |   |                 |   |                 |   |                  |   |                     |   |                                       |                                     |   |                             |                                    |
| <b>Grants, Contribution for specific purposes :</b>   |   |                 |   |                 |   |                  |   |                     |   |                                       |                                     |   |                             |                                    |
| <b>320</b>  |   |                 |   |                 |   |                  |   |                     |   |                                       |                                     |   |                             |                                    |
| <b>1</b>  |   |                 |   |                 |   |                  |   |                     |   |                                       |                                     |   |                             |                                    |
| <b>0</b>  |   |                 |   |                 |   |                  |   |                     |   |                                       |                                     |   |                             |                                    |
| <b>Central Government</b>   |   |                 |   |                 |   |                  |   |                     |   |                                       |                                     |   |                             |                                    |
| <b>1</b>  |   |                 |   |                 |   |                  |   |                     |   |                                       |                                     |   |                             |                                    |
| <b>0</b>  |   |                 |   |                 |   |                  |   |                     |   |                                       |                                     |   |                             |                                    |
| <b>0</b>  |   |                 |   |                 |   |                  |   |                     |   |                                       |                                     |   |                             |                                    |
| <b>Finance House for All Mirnam (As per Annexure -3(14))</b>  |   |                 |   |                 |   |                  |   |                     |   |                                       |                                     |   |                             |                                    |
| <b>Capital Grant under 4th &amp; 5th/ 13th &amp; 14th Finance Commission (As per Annexure -3(1) to (4))</b> |   |                 |   |                 |   |                  |   |                     |   |                                       |                                     |   |                             |                                    |
| 1   | 0 | 0               | 0 | 0               | 0 | 0                | 0 | 0                   | 0 | 228,975,199                           | 125,500,000                         | 165,634,735                                       | 450,000,000                 | 117,500,000                        |
| <b>1</b>  |   |                 |   |                 |   |                  |   |                     |   |                                       |                                     |   |                             |                                    |
| <b>0</b>  |   |                 |   |                 |   |                  |   |                     |   |                                       |                                     |   |                             |                                    |
| <b>0</b>  |   |                 |   |                 |   |                  |   |                     |   |                                       |                                     |   |                             |                                    |
| <b>RAV (As per Annexure -3(12) &amp; (13))</b>  |   |                 |   |                 |   |                  |   |                     |   |                                       |                                     |   |                             |                                    |
| 1   | 0 | 0               | 0 | 0               | 0 | 0                | 0 | 0                   | 0 | 100,000,000                           | 200,000,000                         | 125,912,000                                       | 220,000,000                 | 220,000,000                        |
| <b>2</b>  |   |                 |   |                 |   |                  |   |                     |   |                                       |                                     |   |                             |                                    |
| <b>0</b>  |   |                 |   |                 |   |                  |   |                     |   |                                       |                                     |   |                             |                                    |
| <b>0</b>  |   |                 |   |                 |   |                  |   |                     |   |                                       |                                     |   |                             |                                    |
| <b>State Government (As per Annexure -3)</b>  |   |                 |   |                 |   |                  |   |                     |   |                                       |                                     |   |                             |                                    |
| <b>Capital Grant for Development) Naj Jah</b>   |   |                 |   |                 |   |                  |   |                     |   |                                       |                                     |   |                             |                                    |
| 2   | 0 | 0               | 0 | 0               | 0 | 0                | 0 | 0                   | 0 | 14,794,891                            | 200,000,000                         |   | 200,000,000                 | 50,000,000                         |
| <b>1</b>  |   |                 |   |                 |   |                  |   |                     |   |                                       |                                     |   |                             |                                    |
| <b>all House (As per Annexure -3(5) &amp; (6))</b>  |   |                 |   |                 |   |                  |   |                     |   |                                       |                                     |   |                             |                                    |



**DETAIL HEAD WISE BUDGET**

| All Function    |                 |                  | Actuals for the previous year 2015-16 | Budget Estimate for the current year 2016-17   | Actuals upto December of the current year 2016-17 | Budget Estimate for 2017-18 | BSUP Exp. 25% include Budget 17-18 |            |
|-----------------|-----------------|------------------|---------------------------------------|--|---|-----------------------------|------------------------------------|------------|
| Major Head Code | Minor Head Code | Detail Head Code | Detail Head Account                   |  |   |                             |                                    |            |
| 2               | 0               | 0                | 2                                     | Capital Grant under Civic Amenities Fund (B.R.G.F.) (ROAD CONSTRUCTION) As per Annexure -3 (18)  | 106,000,000                                       | 11,858,901                  | 100,000,000                        | 25,000,000 |
|                 |                 |                  | 3                                     | Capital Grant under Civic Amenities Fund (SMALL DRAIN CONSTRUCTION) As per Annexure -3(2)  | 53,000,000  | 8,149,400                   |                                    |            |
| 2               | 0               | 0                | 3                                     | Capital Grant under Public Facility Scheme 10 Place of Children Park) (As per Annexure -3(16)  | 20,000,000  |                             | 20,000,000                         | 5,000,000  |
|                 |                 |                  | 4                                     | Capital Grant under Holding tax Collection centre Nirmam (As per Annexure -3(21)   | 4,000,000   |                             | 26,500,000                         | 6,625,000  |
| 2               | 0               | 0                | 5                                     | Capital Grant under WATER SUPPLY GRANT (Hurdapp, Pipeline, Paud) (As per Annexure -3(20)   | 53,000,000  |                             | 20,000,000                         | 5,000,000  |
|                 |                 |                  | 6                                     | Capital Grant under Civic Amenities Fund (BIG DRAIN CONSTRUCTION) As per Annexure -3(26)   | 100,000,000                                       |                             | 100,000,000                        | 25,000,000 |
| 2               | 0               | 0                | 7                                     | Capital Grant under WATER SUPPLY GRANT (Motor, Stator, cabal, transformer, pipeline & new pumping set purchase) (As per Annexure -3(5) | 100,000,000                                       |                             |                                    |            |
|                 |                 |                  | 8                                     | Capital Grant under L.E.D Light & Solar (As per Annexure -3(6)   | 26,500,000  |                             |                                    |            |
| 2               | 0               | 0                | 9                                     | Capital Grant under Sochay(Latrine) Nirmam & Community Sochay (As per Annexure -3(7) & (15) & (17)                                     | 170,000,000                                       | 32,016,000                  | 140,000,000                        | 35,000,000 |
|                 |                 |                  | 10                                    | Capital Grant under Bus Stand (As per Annexure)  | 100,000,000                                       |                             | 22,000,000                         | 5,525,000  |
| 2               | 0               | 1                | 1                                     | TOTAL :  | 376,168,190                                       | 429,032,036                 | 1,548,600,000                      | 52,150,000 |

Grants/ Contribution For specific purposes other:



**DETAIL HEAD WISE BUDGET**

| All Function          |                 |   | Actuals for the previous year 2015-16   | Budget for the current year 2016-17 | Actuals upto December of the current year 2016-17 | Budget Estimate for 2017-18 | BSUP Exp. 25% include Budget 17-18 |
|-----------------------|-----------------|---|---|-------------------------------------|---|-----------------------------|------------------------------------|
| Major Head Code       | Minor Head Code | Detail Head Code<br>Detail Head Account |   |                                     |   |                             |                                    |
| 330                   | 1               | 01                                      | Other Government Agencies (HSDP) Building (As per Annexure -3(10) & (11))   | 180,000,000                         | 200,000,000                                       | 220,000,000                 | 220,000,000                        |
|                       | 2               | 01                                      | Financial Institutions (Hirdai scheme)(As per Annexure -3(8) )  |                                     |   | 11,783,722                  | 100,000,000                        |
|                       | 3               | 01                                      | AMRUT Scheme(As per Annexure -3(9) )  |                                     |   |                             | 50,000,000                         |
|                       | 4               | 01                                      | International Organizations (DRIS,SPUR) & central State gov. for Dor to dor & SWM equipment purchase(As per Annexure -3(19) ) | 44,028,040                          | 100,000,000                                       |                             | 50,000,000                         |
|                       | 5               | 01                                      | Others (Own Source Scheme & )Road, Drain, Bulding, lightig, office Vehcles etc)   |                                     |   |                             |                                    |
|                       |                 |   | Capital & State Grant under (Rain Water Harvesting)   |                                     | 22,000,000  |                             |                                    |
|                       | 6               | 01                                      | Office Building, Stadium & Indoor Hall (As per Annexure -3 (22,24 & 26 )  |                                     |   |                             | 32,500,000                         |
|                       |                 |   | TOTAL :   | 224,028,040                         | 322,000,000                                       | 11,783,722                  | 452,500,000                        |
|                       |                 |   | TOTAL :   |                                     |   |                             | 307,500,000                        |
| <b>Other Receipt</b>  |                 |   |   |                                     |   |                             |                                    |
|                       | 5               | 01                                      | Advance to others :   |                                     |   |                             |                                    |
|                       |                 |   | Other Asset (PPP) Market Complex  | 5,015,177                           | 50,000,000  |                             | 2,500,000                          |
|                       |                 |   | Bank Interest   | 5,015,177                           | 50,000,000  |                             | 2,500,000                          |
|                       |                 |   | TOTAL :   |                                     |   |                             |                                    |
| <b>Fixed Assets :</b> |                 |   |   |                                     |   |                             |                                    |
|                       | 1               | 01                                      | Land  |                                     |   |                             |                                    |
|                       |                 |   | Land-Municipality   |                                     |   |                             |                                    |
|                       | 2               | 01                                      | Buildings   |                                     |   |                             |                                    |
|                       |                 |   | Buildings-Municipality (As per Annexure -4 (21 & 22) (25 & 27) )  | 1,379,968                           | 129,500,000                                       | 4,081,018                   | 59,000,000                         |
|                       |                 |   | Roads & Bridges :   |                                     |   |                             |                                    |
|                       |                 |   | Concrete Roads :  |                                     |   |                             |                                    |
|                       |                 |   | Black Topped Roads  |                                     |   |                             |                                    |



DETAIL HEAD WISE BUDGET

| All Function    |                 |   | Actuals for the previous year 2015-16 | Budget Estimate for the current year 2016-17 | Actuals upto December of the current year 2016-17 | Budget Estimate for 2017-18 | BSUP Exp. 25% include Budget 17-18 |
|-----------------|-----------------|---|---------------------------------------|--|---|-----------------------------|------------------------------------|
| Major Head Code | Minor Head Code | Detail Head Code  |                                       |  |   |                             |                                    |
|                 |                 | Capital Grant under Civic Amenities Fund (ROAD CONSTRUCTION) (As per                                  | 108,881,547                           | 106,000,000                                  | 23,694,764  | 200,000,000                 | 50,000,000                         |
|                 | 3 0 0           | 3 Annexure -4 (2) & (18)  |                                       |  |   |                             |                                    |
|                 | 3 0 0           | 4 Slam Development salary Structure   |                                       |  |   |                             |                                    |
|                 | 3 0 0           | 5 DFID Grant Slam Development   |                                       |  |   |                             |                                    |
|                 | 3 1             | Sewerage & Drainage   |                                       |  |   |                             |                                    |
|                 |                 | Capital Grant under Civic Amenities Fund (BIG DRAIN CONSTRUCTION) (As per                             | 46,172,158                            | 100,000,000                                  | 5,509,883   | 100,000,000                 | 25,000,000                         |
|                 | 3 1 0           | 1 Annexure -4 (5)   |                                       |  |   |                             |                                    |
|                 |                 | Capital Grant under Civic Amenities Fund (SMALL DRAIN CONSTRUCTION) (As per                           | 23,971,134                            | 53,000,000                                   | 6,250,044   | 153,000,000                 | 38,250,000                         |
|                 | 3 1 0           | 2 Annexure -4 (2) & (23)  |                                       |  |   |                             |                                    |
|                 | 3 1 2           | Waterways (WATER SUPPLY GRANT)  |                                       |  |   |                             |                                    |
|                 | 3 2 0           | 1 Bore well   |                                       |  |   |                             |                                    |
|                 |                 | Capital & State Gov. Grant for Development Naljal all house (As per                                   |                                       | 200,000,000                                  | 24,954,964  | 200,000,000                 | 50,000,000                         |
|                 | 3 2 0           | 2 Annexure -4 (3) & (6)   |                                       |  |   |                             |                                    |
|                 |                 | Capital Grant under WATER SUPPLY GRANT (Motor, Static, cabal, transformer, pipeline & new pumping set | 25,832,344                            | 100,000,000                                  | 2,273,280   | 40,000,000                  | 10,000,000                         |
|                 | 3 2 0           | 3 purchase) (As per Annexure -4 (1) (20%)   |                                       |  |   |                             |                                    |
|                 | 3 2 0           | 4 Annexure -4 (20)  | 11,495,617                            | 53,000,000                                   | 31,723,399  | 20,000,000                  | 5,000,000                          |
|                 | 3 2 0           | 5 Transmission  |                                       |  |   |                             |                                    |
|                 | 3 3             | Public Lighting (POKHARA GHAT, KARISHTHAN SAUNDARYKARAN)  |                                       |  |   |                             |                                    |
|                 | 3 3 0           | 1 Lamp Posts  |                                       |  |   |                             |                                    |
|                 |                 | Capital Grant under Public Facility Scheme (10 Place Children Park) (As per                           | 6,562,397                             | 20,000,000                                   | 717,132   | 20,000,000                  | 5,000,000                          |
|                 | 3 3 0           | 2 Annexure -4 (16)  |                                       |  |   |                             |                                    |



DETAIL HEAD WISE BUDGET

| All Function                              |                 |  | Actuals for the previous year 2015-16 | Budget Estimate for the current year 2016-17 | Actuals upto December of the current year 2016-17 | Budget Estimate for 2017-18 | BSUP Exp. 25% include Budget 17-18 |
|---|-----------------|--|---------------------------------------|--|---|-----------------------------|------------------------------------|
| Major Head Code                           | Minor Head Code | Detail Head Code<br>Detail Head Account  |                                       |  |   |                             |                                    |
| 3   | 3               | 0  | 4,938,900                             | 26,500,000                                   | 2,998,089   | 40,000,000                  | 10,000,000                         |
| 4   | 0               | 3  |                                       |  |   |                             |                                    |
|   |                 | Plants & Machinery (As per Annexure -4(1)(20%)   |                                       |  |   |                             |                                    |
| 4   | 0               | 0  |                                       |  |   |                             |                                    |
|   |                 | Plants & Machinery -Municipality   |                                       |  |   |                             |                                    |
| 5   | 0               | 0  |                                       |  |   |                             |                                    |
|   |                 | Vehicles   |                                       |  |   |                             |                                    |
| 5   | 0               | 0  |                                       |  |   |                             |                                    |
|   |                 | Vehicles -Municipality (As per Annexure -1A(17)  |                                       |  |   |                             |                                    |
| 6   | 0               | 0  |                                       | 5,500,000                                    |   |                             |                                    |
|   |                 | Office & Other Equipments  |                                       |  |   |                             |                                    |
| 6   | 0               | 0  |                                       |  |   |                             |                                    |
|   |                 | Office & Other Equipments-Municipality   |                                       |  |   |                             |                                    |
| 7   | 0               | 0  |                                       |  |   |                             |                                    |
|   |                 | Furniture, Fixtures, fittings and Electrical   |                                       |  |   |                             |                                    |
| 7   | 0               | 0  |                                       |  |   |                             |                                    |
|   |                 | Furniture, Fixtures, fittings and Electrical Appliances-Municipality (E- Municipality 1 & Tablet)                                      | 817,000                               | 1,000,000                                    | 9,727   |                             |                                    |
| 8   | 0               | 0  |                                       | 200,000,000                                  | 18,272,000  | 250,000,000                 | 62,500,000                         |
|   |                 | Special funds -House Miriam (As per Annexure -4(14)  |                                       |  |   |                             |                                    |
| 9   | 0               | 0  |                                       | 170,000,000                                  | 15,027,160  | 195,000,000                 | 48,750,000                         |
|   |                 | Specific Schemes & Stat Grant Capital Grant, under Sochaly(Larime) Miriam & Community Sochaly (As per Annexure -4(4),(7) & (15) & (17) |                                       |  |   |                             |                                    |
|   |                 | TOTAL :  | 230,051,025                           | 1,164,500,000                                | 135,511,460                                       | 1,277,000,000               | 304,500,000                        |
| Capital Works in Progress                 |                 |  |                                       |  |   |                             |                                    |
| 4120                                      | 11              | 11   |                                       |  |   |                             |                                    |
|   |                 | Municipal Fund-  |                                       |  |   |                             |                                    |
| 1   | 0               | 0  | 0                                     | 1000000000                                   | 0   | 22,100,000                  |                                    |
|   |                 | Bus Stand (As per Annexure )   |                                       |  |   |                             |                                    |
| 2   | 0               | 0  | 400,000                               | 20,000,000                                   | 621,788   | 20,000,000                  | 10,000,000                         |
|   |                 | Other Fixed Assets(Rain Basari) (As per Annexure -4(1)(10%)  |                                       |  |   |                             |                                    |
| 3   | 0               | 0  | 400,000                               | 50,000,000                                   |   |                             |                                    |
|   |                 | Assets Under (PPP) Market Complex  |                                       |  |   |                             |                                    |
|   |                 | TOTAL :  | 400,000                               | 170,000,000                                  | 621,788   | 42,100,000                  | 10,000,000                         |
| Loans, Advance and Deposits with others : |                 |  |                                       |  |   |                             |                                    |
| 460                                       | 0               | 0  |                                       |  |   |                             |                                    |
|   |                 | Loan and advances to employees   |                                       |  |   |                             |                                    |
| 1   | 0               | 0  |                                       |  |   |                             |                                    |
|   |                 | Salary Advance   |                                       |  |   |                             |                                    |
| 1   | 0               | 0  |                                       |  |   |                             |                                    |
|   |                 | House Building Allowance   |                                       |  |   |                             |                                    |



DETAIL HEAD WISE BUDGET

| All Function:           |                 |                  | Actuals for the previous year 2015-16   | Budget Estimate for the current year 2016-17 | Actuals upto December of the current year 2016-17 | Budget Estimate for 2017-18 | BSUP Expi 25% Include Budget 17-18 |
|-------------------------|-----------------|------------------|---|--|---|-----------------------------|------------------------------------|
| Major Head Code         | Minor Head Code | Detail Head Code | Detail Head Account   |  |   |                             |                                    |
|                         | 1 0 0           | 3                | Permanent Advance   |  |   |                             |                                    |
|                         | 1 0 0           | 4                | Festival Advance Loan   |  |   |                             |                                    |
|                         | 1 0 0           | 5                | Vehicle/Advances  |  |   |                             |                                    |
|                         | 1 0 0           | 6                | Travel Advance  |  |   |                             |                                    |
|                         | 1 0 0           | 7                | Vehicle/Advance   |  |   |                             |                                    |
|                         | 1 0 0           | 8                | Medical Advance   |  |   |                             |                                    |
|                         | 1 0 0           | 9                | Advance for project   |  |   |                             |                                    |
|                         | 2 0             |                  | Employee Provident Fund Loans   |  |   |                             |                                    |
|                         | 3 0             |                  | Loan To Others  |  |   |                             |                                    |
|                         | 4 0             |                  | Advance to Suppliers and contractors  |  |   |                             |                                    |
|                         | 4 1 0           | 1                | Advance to Suppliers  |  |   |                             |                                    |
|                         | 4 1 0           | 2                | Advance to Contractors/Staff  | 486,697                                      | 1,000,000   | 355,307                     |                                    |
|                         |                 |                  | TOTAL:  | 486,697                                      | 1,000,000   | 355,307                     |                                    |
| Other Assets:           |                 |                  |   |  |   |                             |                                    |
| 470                     | 1 0             |                  | Deposit Works : Expenditure-Rajive Awas : Yojana(Scheme)(As per Annexure -4(12)&(13))   | 214,859,742                                  | 200,000,000                                       | 105,275,884                 | 220,000,000                        |
|                         |                 |                  | TOTAL :   | 214,859,742                                  | 200,000,000                                       | 105,275,884                 | 220,000,000                        |
| Other Assets Payments : |                 |                  |   |  |   |                             |                                    |
| 350                     |                 |                  | Creditor- International Organizations (DFID, SPUR) & central 14 th finance, for Dor to dor & SWM equipment purchase(As per Annexure -4 (19) & (21) (20%)) | 50,799,470                                   | 100,000,000                                       | 21,488,869                  | 150,000,000                        |
|                         |                 |                  | loans from Banks & financial institutions   |  |   |                             |                                    |
|                         |                 |                  | Grant from Bank(HSDP)(As per Annexure 0 1 -4(10)&(11))  | 141,283,393                                  | 200,000,000                                       | 134,674,755                 | 220,000,000                        |
|                         |                 |                  | 0 2 AMRUTS Scheme(As per Annexure -4(9) Other Grant:  |  | 0   |                             | 50000000                           |
|                         |                 |                  |   |  |   |                             | 25,000,000                         |



**DETAIL HEAD WISE BUDGET**

| All Function    |                 |  | Actuals for the previous year 2015-16 | Budget Current Year 2016-17 | Actuals upto December of the current Year 2016-17 | Budget Estimate for 2017-18 | BSUP Expi 25% Include Budget 17-18 |
|-----------------|-----------------|--|---------------------------------------|-----------------------------|---|-----------------------------|------------------------------------|
| Major Head Code | Minor Head Code | Detail Head Code                                       |                                       |                             |   |                             |                                    |
|                 |                 | Hrudaya Scheme Grant Vikash Yojana                     |                                       |                             | 350,750   | 100,000,000                 | 25,000,000                         |
|                 |                 | Own Source Program/ Professional Tax(BSUP Exp Include) |                                       | 17,800,000                  |   |                             |                                    |
|                 |                 | <b>TOTAL</b>   | 192,082,863                           | 312,800,000                 | 136,514,374                                       | 520,000,000                 | 307,500,000                        |

Revenue Officer  
Municipal Corporation, Gaya.

Account Officer  
Municipal Corporation, Gaya.

Municipal Commissioner  
Municipal Corporation, Gaya.

Mayor  
Municipal Corporation, Gaya.





| Schedules of Rate for Property Tax |   | Name of the Municipality: Gaya Municipal Corporation, Gaya |                         |                                    |                         |                                   |                                    |                         |                                    |                         |  |
|------------------------------------|---|--|-------------------------|------------------------------------|-------------------------|-----------------------------------|------------------------------------|-------------------------|------------------------------------|-------------------------|--|
| Sl. No.                            | Type of Construction or Building            | Holding at the Principal Main Road                         |                         |                                    |                         | Holding at the Main Road          |                                    |                         |                                    | Holding at other road   |  |
|                                    |   | Fully Commercial (Rs. per Sq.ft.)                          | Others (Rs. per Sq.ft.) | Fully Residential (Rs. per Sq.ft.) | Others (Rs. per Sq.ft.) | Fully Commercial (Rs. per Sq.ft.) | Fully Residential (Rs. per Sq.ft.) | Others (Rs. per Sq.ft.) | Fully Residential (Rs. per Sq.ft.) | Others (Rs. per Sq.ft.) |  |
| 1                                  | Pucca Building with R.C.C Road              | 51.25  | 34.50                   | 17.25                              | 34.50                   | 23.00                             | 11.50                              | 17.25                   | 11.50                              | 5.26                    |  |
| 2                                  | Pucca Building with Corrugated/Cement Sheet | 34.50  | 23.00                   | 11.90                              | 20.20                   | 11.90                             | 6.90                               | 10.35                   | 6.90                               | 3.45                    |  |
| 3                                  | Others Building                             | 17.25  | 11.50                   | 5.26                               | 10.35                   | 6.90                              | 3.45                               | 6.90                    | 4.80                               | 2.80                    |  |

Rate for Advertisement fee 70% per sq. ft.

Schedules of Rate for Advertisement (if any)

Schedules of Rate for Trade License & any other (please provide details)

|  |           |                        |
|--|-----------|------------------------|
| गायकेश्वर एरिया                            | 5000      | Per Tankar             |
| अन्य एरिया                                 | 2500      | Per Tankar             |
| मिडिलेन                                    | 10        | Per lot                |
| ICB  | 800       | per hour               |
| Sky liner                                  | 2000      | per day                |
| Mobile toilet                              | 2500      | per day                |
| Building material charge                   | 1000      | for one month          |
| Trade license                              | 25,000    | 1,000,500 per year     |
| Rickshaw/van pass                          | 55        | per year               |
| Rickshaw driver license                    | 5         | per year               |
| Water connection charge mobile tower inst. | 3000      | CI, Pucca road cutting |
| Charge                                     | 50000     | per tower              |
| Mobile tower/renewal                       | 15000     | per year               |
| Dangerous license for meat & fish          | 1,000,500 | per year               |

*[Signature]*  
Revenue Officer  
Gaya Nagar Nilam

*[Signature]*  
Municipal Commissioner  
Gaya Nagar Nilam



SERVICE LEVEL BENCHMARKS

Name of ULB: Gaya Nagar Nilgam I

| S.No. / Indicator                                      | Target Benchmark | Estimated Present Status | Benchmark as planned by ULB |            |            |            |
|--|------------------|--------------------------|-----------------------------|------------|------------|------------|
|  |                  |                          | FY 2017-18*                 | FY 2018-19 | FY 2019-20 | FY 2020-21 |
| <b>WATER SUPPLY</b>                                    |                  |                          |                             |            |            |            |
| 1 Coverage of water supply connections                 | 100%             | 20%                      | 50%                         | 85%        | 100%       | 100%       |
| 2 Per Capita Supply of Water                           | 135 lpcd         | 135 lpcd                 | 135 lpcd                    | 135 lpcd   | 135 lpcd   | 135 lpcd   |
| 3 Extent of Non-Revenue water                          | 15%              | 100%                     | 90%                         | 80%        | 70%        | 50%        |
| 4 Extent of Metering                                   | 100%             | 0%                       | 100%                        | 100%       | 100%       | 100%       |
| 5 Continuity of Water supplied                         | 24 Hours         | 24 Hours                 | 24 Hours                    | 24 Hours   | 24 Hours   | 24 Hours   |
| 6 Efficiency in redressal of customer Complaints       | 80%              | 50%                      | 80%                         | 80%        | 80%        | 100%       |
| 7 Quality of water Supplied                            | 100%             | 100%                     | 100%                        | 100%       | 100%       | 100%       |
| 8 Cost Recovery (as Per Subsidy Report) refer BMMAM    | 100%             | 0%                       | 10%                         | 20%        | 30%        | 50%        |
| 9 Efficiency in collection of water use charges        | 90%              | 0%                       | 90%                         | 90%        | 100%       | 100%       |
| <b>SEWERAGE</b>  |                  |                          |                             |            |            |            |
| 1 Coverage of Toilets                                  | 100%             | 70%                      | 100%                        | 100%       | 100%       | 100%       |
| 2 Coverage of sewerage Network                         | 100%             | 0%                       | 0%                          | 0%         | 0%         | 75%        |
| 3 Collection Efficiency of Sewerage Networks           | 100%             | 0%                       | 0%                          | 0%         | 0%         | 75%        |
| 4 Adequacy of Sewerage Treatment Capacity              | 100%             | 0%                       | 0%                          | 0%         | 0%         | 75%        |
| 5 Quality of Sewerage Treatment                        | 20%              | 0%                       | 0%                          | 0%         | 0%         | 75%        |
| 6 Extent of Reuse & Recycling of Sewerage              | 100%             | 0%                       | 0%                          | 0%         | 0%         | 75%        |
| 7 Extent of cost recovery in waste water               | 80%              | 0%                       | 0%                          | 0%         | 0%         | 75%        |
| 8 Efficiency in redressal of customer Complaints       | 90%              | 0%                       | 0%                          | 0%         | 0%         | 75%        |
| 9 Efficiency in collection of sewerage water           |                  |                          |                             |            |            |            |
| <b>SOLID WASTE MANAGEMENT</b>                          |                  |                          |                             |            |            |            |
| 1 Household Level Coverage                             | 100%             | 50%                      | 100%                        | 100%       | 100%       | 100%       |
| 2 Efficiency in collection of solid waste              | 100%             | 50%                      | 100%                        | 100%       | 100%       | 100%       |
| 3 Extent of segregation of Municipal Solid Waste (MSW) | 100%             | 50%                      | 100%                        | 100%       | 100%       | 100%       |
| 4 Extent of MSW Recovered                              | 80%              | 70%                      | 80%                         | 80%        | 90%        | 100%       |
| 5 Extent of Scientific Disposal of MSW                 | 100%             | 50%                      | 100%                        | 100%       | 100%       | 100%       |
| 6 Cost Recovery (as Per Subsidy Report) refer BMMAM I  | 100%             | 0%                       | 80%                         | 100%       | 100%       | 100%       |
| 7 Efficiency in collection of SWM charges              | 90%              | 80%                      | 90%                         | 100%       | 100%       | 100%       |
| 8 Efficiency in redressal of customer Complaints       | 80%              | 70%                      | 80%                         | 80%        | 80%        | 100%       |
| <b>STORM WATER DRAINAGE</b>                            |                  |                          |                             |            |            |            |
| 1 Coverage   | 100%             | 20%                      | 50%                         | 60%        | 85%        | 95%        |
| 2 Incidence of water logging                           | 0 Number         | 30%                      | 10%                         | 0          | 0          | 0          |

\* As per approved Budget ; \*\* BMMAM is abbreviation for Bihar Municipal Accounting Manual

Note: Service Level Benchmarks are as per MBUD, GOI

70/11/2019  
Municipal Commissioner  
Nagar Nilgam, Gaya



बिधायक महा नगर निगम

महा नगर निगम निर्यात खाते खाते में 31.12.16 को खाते में शेष राशि का विवरण :-

| क्र | विवरण        | प्रारंभिक<br>बैलेंस<br>₹-31-12-16 | वर्ष के दौरान प्राप्त<br>राशि | वर्ष के दौरान<br>प्रेषण<br>की राशि | बैलेंस<br>खाते में | शेष        | अंतर<br>₹-31-12-16 | बैंक का खाता संख्या  | वर्ष के दौरान प्राप्त<br>₹-31-12-16 को |
|-----|--------------|-----------------------------------|-------------------------------|------------------------------------|--------------------|------------|--------------------|--|--|
| 1   | बचत खाता बचत | 55,357,150                        | 11,858,901                    | -                                  | 67,216,051         | 16,841,351 | 50,874,710         | PLA-011  |  |
| 2   | बचत खाता बचत | 210,753                           | -                             | -                                  | 210,753            | 17,612     | 199,151            | PLA-011  |  |
| 3   | बचत खाता बचत | 76,596,223                        | 8,409,900                     | -                                  | 85,006,123         | 2,198,468  | 82,847,155         | PLA-011  |  |
| 4   | बचत खाता बचत | 50,113,183                        | -                             | -                                  | 50,113,183         | 717,132    | 49,396,001         | PLA-011  |  |
| 5   | बचत खाता बचत | 43,359                            | -                             | -                                  | 43,359             | 36,000     | 7,959              | K/C Bank A/C-<br>BDR0010002151   |  |
| 6   | बचत खाता बचत | 1,004,252                         | -                             | -                                  | 1,404,252          | 492,040    | 907,211            | PLA-011  |  |
| 7   | बचत खाता बचत | 156,500                           | -                             | -                                  | 156,500            | -          | 156,500            | PLA-011  |  |
| 8   | बचत खाता बचत | 2,783,610                         | -                             | -                                  | 2,783,610          | 2,018,625  | 770,985            | PLA-011  |  |
| 9   | बचत खाता बचत | 8,147,606                         | -                             | -                                  | 8,147,606          | 5,519,018  | 2,828,580          | All India Bank A/C<br>20998975152; Bank of<br>India A/C<br>441310130003887 | ₹-1,00,00,00,000<br>₹-1,00,00,00,000   |
| 10  | बचत खाता बचत | 5,989,720                         | -                             | -                                  | 5,989,720          | 5,989,720  | -                  | PLA-011  |  |
| 11  | बचत खाता बचत | 14,891,412                        | -                             | -                                  | 14,891,412         | 257,241    | 14,633,671         | Bank of India A/C<br>441310130003887                                       |  |
| 12  | बचत खाता बचत | 202,885                           | -                             | -                                  | 202,885            | -          | 202,885            | PLA-011  |  |
| 13  | बचत खाता बचत | 40,756                            | -                             | -                                  | 40,756             | -          | 40,756             | Bank of Baroda A/C<br>1730000002968  |  |
| 14  | बचत खाता बचत | 644,625                           | -                             | -                                  | 644,625            | 624,288    | 22,837             | Bank of India A/C<br>441310130003887                                       |  |
| 15  | बचत खाता बचत | 2,254,500                         | -                             | -                                  | 2,254,500          | 2,73,000   | 1,981,500          | SBI A/C 111599085893   |  |
| 16  | बचत खाता बचत | 2,114,570                         | 361,300                       | -                                  | 2,475,870          | 292,500    | 2,181,370          | Bank Of India A/C<br>11579   |  |
| 17  | बचत खाता बचत | 89,910,683                        | 95,509,875                    | -                                  | 185,420,558        | 13,188,638 | 53,437,920         | PLA-011  |  |
| 18  | बचत खाता बचत | 53,946,409                        | 57,205,925                    | -                                  | 111,152,334        | 31,823,399 | 79,528,935         | PLA-011  |  |



|    |  |             |            |             |             |            |   |  |
|----|--|-------------|------------|-------------|-------------|------------|---|--|
| 10 | उत्तर प्रदेश सरकार का बैंक खाता-गोदावरी बैंक | 12,65,716   | 38,203,950 | 70,833,666  | 24,954,908  | 45,878,702 | PLA-011   |  |
| 20 | बैंक खाता                                    | 852,992     | -          | 852,992     | -           | 852,992    | Bank of India A/C   |  |
| 21 | बैंक खाता-बैंक ऑफ इंडिया का खाता             | 2,589,119   | -          | 2,589,119   | -           | 2,589,119  | PLA-011 675000 &<br>Bank of India<br>48751010000887<br>3874119  | PLA-011 675000 00<br>BOP- R-1874119.00                                     |
| 22 | बैंक खाता-बैंक ऑफ इंडिया का खाता             | 98,350      | 2,886,000  | 2,984,350   | 1,303,000   | 1,687,350  | PLA-011   |  |
| 23 | बैंक खाता-बैंक ऑफ इंडिया का खाता             | 488,240     | -          | 488,240     | -           | 488,240    | Bank of Baroda A/C  |  |
| 24 | बैंक खाता-बैंक ऑफ इंडिया का खाता             | 13,002,555  | -          | 13,002,555  | 3,718,549   | 9,286,006  | Bank of Maharashtra<br>A/C-60159054129 &<br>SB- 111599085883  | BOM-<br>R-9331503.00<br>R-9331503.00                                       |
| 25 | बैंक खाता-बैंक ऑफ इंडिया का खाता             | 11,182,411  | -          | 11,182,411  | 7,208,705   | 3,975,696  | Bank of Maharashtra<br>A/C-60204158755 &<br>PNB-<br>1967000102988124  | BOM-<br>R-11637126.00<br>PNB- R-5823899.00                                 |
| 26 | बैंक खाता-बैंक ऑफ इंडिया का खाता             | 114,106,731 | -          | 114,106,731 | 107,468,000 | 6,638,691  | Bank of Maharashtra<br>A/C-60204156631<br>R/PNB-<br>1967000102576244 &<br>S.R.B.O.L.<br>State Bank of Bikaner<br>R-71213000.00<br>Bikaner-61305077409 | BOM-<br>R-49732807.00<br>PNB- R-04618111.00<br>S.R.B.O.L.<br>R-71213000.00 |
| 27 | बैंक खाता-बैंक ऑफ इंडिया का खाता             | -           | -          | -           | -           | -          | PLA-011   |  |
| 28 | बैंक खाता-बैंक ऑफ इंडिया का खाता             | 22,000,000  | 32,016,000 | 54,016,000  | 15,027,160  | 38,988,840 | Maharashtra Bank A/C<br>50325380823   |  |



| क्र.सं. | विवरण  | प्रारंभिक   | अन्तिम      | वृद्धि/घटती   | प्रारंभिक   | अन्तिम      | वृद्धि/घटती                            | विवरण |
|---------|--|-------------|-------------|---------------|-------------|-------------|--|-------|
| 30      | एन.ए.सी. खातेचा वारंवार वसुली व देयकीचा निव्वळ ठेव                 | 5,111,702   | -           | 5,111,702     | 302,858     | 4,708,844   | Bank of Baroda A/C-51660100000917      |       |
| 31      | बँक बिल  | 78,552,827  | 70,184,860  | 1,486,977,687 | 78,629,259  | 20,158,528  | HDFC Bank-A/C-100105488451 & P.L.A-011 |       |
| 32      | एन.ए.सी. खातेचा वारंवार वसुली व देयकीचा निव्वळ ठेव (एन.ए.सी. खाते) | 3,451,299   | -           | 3,451,299     | 2,998,083   | 453,216     | P.L.A-031                              |       |
| 33      | एन.ए.सी. खातेचा वारंवार वसुली व देयकीचा निव्वळ ठेव                 | 300,000     | -           | 300,000       | -           | 300,000     | P.L.A-031                              |       |
| 34      | एन.ए.सी. खातेचा वारंवार वसुली व देयकीचा निव्वळ ठेव                 | 193,662     | 101,897,000 | 102,090,662   | 75,627,004  | 26,463,578  | Bank of Maharashtra A/C-6020828550     |       |
| 35      | एन.ए.सी. खातेचा वारंवार वसुली व देयकीचा निव्वळ ठेव                 | 10,259,596  | 23,415,000  | 33,674,596    | 29,648,800  | 4,025,796   | Bank of Maharashtra A/C-6020828550     |       |
| 36      | एन.ए.सी. खातेचा वारंवार वसुली व देयकीचा निव्वळ ठेव                 | 7,783,578   | 143,918,140 | 151,700,818   | 133,448,050 | 18,252,768  | P.L.A-031                              |       |
| 37      | एन.ए.सी. खातेचा वारंवार वसुली व देयकीचा निव्वळ ठेव                 | -           | 11,783,722  | 11,783,722    | 350,750     | 11,432,972  | State Bank of India Kalyan-6131221020  |       |
| 38      | एन.ए.सी. खातेचा वारंवार वसुली व देयकीचा निव्वळ ठेव                 | -           | 85,741,000  | 85,741,000    | 18,772,000  | 57,469,000  | Bank of Maharashtra A/C-6025518768     |       |
| 39      | एन.ए.सी. खातेचा वारंवार वसुली व देयकीचा निव्वळ ठेव                 | -           | 787,800     | 787,800       | 373,340     | 416,060     | P.L.A-031                              |       |
| 40      | एन.ए.सी. खातेचा वारंवार वसुली व देयकीचा निव्वळ ठेव                 | -           | 6,500,000   | 6,500,000     | 6,500,000   | -           | P.L.A-031                              |       |
| 41      | एन.ए.सी. खातेचा वारंवार वसुली व देयकीचा निव्वळ ठेव                 | -           | 13,420,877  | 13,420,877    | -           | 13,420,877  | P.L.A-031                              |       |
| 42      | एन.ए.सी. खातेचा वारंवार वसुली व देयकीचा निव्वळ ठेव                 | -           | 35,000      | 35,000        | 35,000      | -           | P.L.A-031                              |       |
| 43      | एन.ए.सी. खातेचा वारंवार वसुली व देयकीचा निव्वळ ठेव                 | 669,674,973 | 768,395     | 768,395       | 213,419     | 554,976     | BOI-01579                              |       |
|         |  |             | 705,004,345 | 1,372,679,318 | 704,060,017 | 669,919,301 |  |       |

  
 अधिकारी  
 एन.ए.सी. खाते

40

  
 अधिकारी  
 एन.ए.सी. खाते



आय विवरण

आय विवरण विवरण वर्ष 2018-19 का आय एवं व्यय का विवरण :-

| क्र.सं. | विवरण का नाम        | विवरण क्र. 1-4-15 | वर्ष के दौरान आय का नाम | वर्ष के दौरान व्यय का नाम | शुद्ध आय    | आय          | विवरण क्र. 3-3-3-16 | आय का नाम   | विवरण क्र. 3-3-3-16                   |
|---------|---------------------|-------------------|-------------------------|---------------------------|-------------|-------------|---------------------|---|---------------------------------------|
| 1       | राज्य सरकार का आय   | 80547508.00       | 0.00                    | 0.00                      | 80547508.00 | 25190348.00 | 55357160.00         | PLA-D11   |                                       |
| 2       | राज्य सरकार का व्यय | 9779954.00        | 0.00                    | 0.00                      | 9779954.00  | 956319.00   | 216763.00           | PLA-D11   |                                       |
| 3       | राज्य सरकार का आय   | 78111771.00       | 3169600.00              | 0.00                      | 81281771.00 | 4685348.00  | 7659623.00          | PLA-D11   |                                       |
| 4       | राज्य सरकार का व्यय | 43564380.00       | 7238500.00              | 0.00                      | 50802880.00 | 689787.00   | 50113133.00         | PLA-D11   |                                       |
| 5       | राज्य सरकार का आय   | 11499023.00       | 27462668.00             | 45167.00                  | 39000958.00 | 38962899.00 | 43929.00            | ICIC Bank A/C<br>180901000215   |                                       |
| 6       | राज्य सरकार का व्यय | 1285257.00        | 0.00                    | 0.00                      | 1285257.00  | 341000.00   | 1404257.00          | PLA-D11   |                                       |
| 7       | राज्य सरकार का आय   | 156900.00         | 0.00                    | 0.00                      | 156900.00   | 0.00        | 156900.00           | PLA-D11   |                                       |
| 8       | राज्य सरकार का व्यय | 3967646.00        | 0.00                    | 0.00                      | 3967646.00  | 1184036.00  | 2783619.00          | PLA-D11   |                                       |
| 9       | राज्य सरकार का आय   | 45567895.00       | 14784891.00             | 2924349.00                | 63276955.00 | 59523349.00 | 8347606.00          | Allahabad Bank A/C<br>20958975152, Bank of<br>India A/C<br>44751010000887 | All-Net 252023.00<br>801-8-8095583.00 |
| 10      | राज्य सरकार का व्यय | 13327257.00       | 11726438.00             | 0.00                      | 25053700.00 | 19067070.00 | 596720.00           | PLA-D11   |                                       |
| 11      | राज्य सरकार का व्यय | 15327287.00       | 0.00                    | 0.00                      | 15327287.00 | 436375.00   | 14891412.00         | Bank of India A/C<br>44751010000887                                       |                                       |
| 12      | राज्य सरकार का व्यय | 207885.00         | 0.00                    | 0.00                      | 207885.00   | 0.00        | 207885.00           | PLA-D11   |                                       |
| 13      | राज्य सरकार का व्यय | 40756.00          | 0.00                    | 0.00                      | 40756.00    | 0.00        | 40756.00            | Bank of Baroda A/C<br>1230010000268                                       |                                       |
| 14      | राज्य सरकार का व्यय | 1044625.00        | 0.00                    | 0.00                      | 1044625.00  | 400000.00   | 644625.00           | Bank of India A/C<br>44751010000887                                       |                                       |
| 15      | राज्य सरकार का व्यय | 1995000.00        | 795000.00               | 0.00                      | 2758500.00  | 904000.00   | 2254800.00          | SBI A/C 111599085893  |                                       |
| 16      | राज्य सरकार का व्यय | 348000.00         | 1801700.00              | 0.00                      | 2149700.00  | 351500.00   | 2114570.00          | Bank of India A/C-11579   |                                       |



|    |  |              |              |           |               |              |              |  |   |
|----|--|--------------|--------------|-----------|---------------|--------------|--------------|--|---|
| 17 | विद्युत वगैरे का भुगतान / वजन - भुगतान | 76946790.00  | 89910681.00  | 588696.00 | 169846178.00  | 79935492.00  | 89910681.00  | PIA-011  |   |
| 18 | विद्युत विवरण का भुगतान                | 13167000.00  | 0.00         |           | 13167080.00   | 13167080.00  | 0.00         | PIA-011  |   |
| 19 | विद्युत भुगतान सं.:                    | 57860901.00  | 89910681.00  | 0.00      | 147791584.00  | 61437907.00  | 86353677.00  | PIA-011  |   |
| 20 | वजन कोट                                | 453992.00    | 0.00         | 0.00      | 852992.00     | 0.00         | 852992.00    | Bank of India A/C<br>447510100000887   |   |
| 21 | वजन का विवरण वगैरे भुगतान का भुगतान    | 333176.00    | 0.00         | 0.00      | 3532176.00    | 983057.00    | 2549119.00   | PIA-011-672000 & Bank<br>Of India-<br>447510100000887-<br>1874119  | PIA-Rs. 675000.00<br>BOL-Rs. 1874119.00                                     |
| 22 | वजन : वजन वगैरे का भुगतान का भुगतान    | 482950.00    | 700000.00    | 0.00      | 883950.00     | 787600.00    | 96350.00     | PIA-011  |   |
| 23 | वजन : वजन वगैरे का भुगतान              | 448240.00    | 0.00         |           | 448240.00     | 0.00         | 448240.00    | Bank of Baroda A/C<br>123001000002968  |   |
| 24 | वजन : वजन वगैरे का भुगतान              | 4109000.00   | 1139289.00   |           | 15433289.00   | 2430734.00   | 13002555.00  | Bank of Maharashtra A/C<br>60159054129 & SBI<br>111599085893   | BOM- Rs. 9391503.00<br>SBI - RS. 4200000.00                                 |
| 25 | वजन : वजन वगैरे का भुगतान              | 21428204.00  | 0.00         |           | 21428204.00   | 10245793.00  | 11182411.00  | Bank of Maharashtra A/C<br>60200156755 & PNB-<br>19670001002588124   | BOM- Rs. 31637126.00<br>PNB-Rs. 3520895.00                                  |
| 26 | वजन : वजन वगैरे का भुगतान              | 651348331.00 | 180000000.00 |           | 2451344331.00 | 131037600.00 | 114109711.00 | Bank of Maharashtra A/C<br>60200156631 & PNB-<br>1967000102576244 &<br>State Bank of Bikaner<br>844444-61505072403 | BOM- Rs. 49732887.00<br>PNB- Rs. 9463814.00<br>S.B. B&I-<br>Rs. 71219000.00 |
| 27 | वजन : वजन वगैरे का भुगतान              | 817000.00    | 0.00         |           | 817000.00     | 817000.00    | 0.00         | PIA-011  |   |
| 28 | वजन : वजन वगैरे का भुगतान              | 0.00         | 220000000.00 |           | 220000000.00  | 0.00         | 220000000.00 | Alhabad bank A/C<br>50325380922  |   |
| 29 | वजन : वजन वगैरे का भुगतान              | 0.00         | 43786800.00  |           | 43786800.00   | 43648876.00  | 137924.00    | PIA-011  |   |



|    |  |              |              |              |               |               |  |
|----|--|--------------|--------------|--------------|---------------|---------------|--|
| 30 | पुनः प्राप्त धन !<br>रकम की रकम है !           | 794053.00    | 29240.00     | 7651593.00   | 2539891.00    | 511702.00     | Bank of Baroda A/C<br>5166010000917  |
| 31 | 14th अंश                                       | 0.00         | 109797745.00 | 109804680.00 | 32214853.00   | 785287.00     | HDFC Bank A/C<br>100105489451 & PUA<br>011<br>HDFC-BS-4347583100<br>PUA-Rs.35076996.00 |
| 32 | व्युत्पन्न की रकम है !<br>अंश अंश              | 2000000.00   | 1232416.00   | 21233416.00  | 21232416.00   | 0.00          | PUA-011  |
| 33 | व्युत्पन्न की रकम है !<br>विक्रम : वापस (सड़क) | 4463954.00   | 0.00         | 4463954.00   | 4241506.00    | 222448.00     | PUA-011  |
| 34 | व्युत्पन्न की रकम है !<br>(वापस)               | 7533354.00   | 480127.00    | 8033481.00   | 8033481.00    | 0.00          | PUA-011  |
| 35 | व्युत्पन्न की रकम है !<br>(वीक रकम ) !         | 3128940.00   | 141560.00    | 3270500.00   | 3270500.00    | 0.00          | PUA-011  |
| 36 | व्युत्पन्न की रकम है !<br>(अंश व रकम)          | 8390199.00   | 0.00         | 8390199.00   | 4988900.00    | 345729.00     | PUA-011  |
| 37 | अंश अंश !                                      | 0.00         | 300000.00    | 300000.00    | 0.00          | 300000.00     | PUA-011  |
| 38 | अंश अंश !<br>अंश अंश अंश अंश अंश               | 101898000.00 | 10000000.00  | 201898000.00 | 201709338.00  | 193662.00     | Bank of Maharashtra<br>A/C-60208246590   |
| 39 | अंश अंश !<br>अंश अंश अंश अंश                   | 23415000.00  | 0.00         | 23415000.00  | 1315304.00    | 102595.96.00  | Bank of Maharashtra<br>A/C-60208557193   |
| 40 | अंश अंश अंश अंश अंश !<br>अंश अंश अंश           | 12044664.00  | 221240988.00 | 0.00         | 231865652.00  | 215502974.00  | PUA-011  |
|    | अंश अंश अंश                                    | 741949198.00 | 938051323.00 | 5015177.00   | 1885015691.00 | 1017340721.00 | 667624973.00   |

रकम अंश अंश  
अंश अंश अंश

अंश अंश अंश  
अंश अंश अंश

राजस्व स्थापना खर्च।

वर्ष 2017-18 का प्रस्तावित व्यय बजट

व्यय शीर्षक

प्रस्तावित व्यय विधीय।  
वर्ष 2017-18

अभ्युक्ति:

| क्र० | व्यय शीर्षक  | प्रस्तावित व्यय विधीय।<br>वर्ष 2017-18 | अभ्युक्ति: |
|------|--|--|------------|
| 11   | 1  | 7                                      | 81         |
|      | 2  |  |            |
|      | गया नगर निगम का स्थापना व्यय :   |  |            |
| I    | नगर आयुक्त के वेतन पर  | 1000000.00                             |            |
| II   | नगर सचिव-एक पर   | 1000000.00                             |            |
| III  | कार्यपालक अभियंता-साह-साख्य पदधिकारी के वेतन पर (सर्वोच्चतम पर)                              | 23368000.00                            |            |
| IV   | सामान्य शाखा स्थापना लेखा सौकर्य एवं शिक्षक स्थापना (18+24+04+05 कम्प्युटर ऑपरेटर सहित) 51   | 25310000.00                            |            |
| V    | कर प्रस्तावा (पत्राचार लाईसेन्स/ट्रक लाईसेन्स कमी सहित) कायंकर कमी-46+03+03=52।              | 2300000.00                             |            |
| VI   | विद्युत प्रस्तावा (वाचि प्रदही एवं विद्युत कमी 03+02=05)।                                    | 1330000.00                             |            |
| X    | मार्केट प्रस्तावा स्थापना पर-कायंकर कमी-3  | 1100000.00                             |            |
| XI   | विधि शाखा स्थापना पर-कायंकर कमी-2  | 2870000.00                             |            |
| XII  | पत्राचार प्रस्तावा (वाचक सहित) कायंकर कमी-05+15=20   | 2560000.00                             |            |
| XIII | ऑटोमोबाइल प्रस्तावा कायंकर कमी सहित-कायंकर कमी-5   | 3360000.00                             |            |
| XIV  | वायुमनी-कायंकर टाउन टोल सहित स्थापना पर कायंकर कमी-6   | 3740000.00                             |            |
|      | साख्य शाखा (साख्य शाखा एवं जन न्याय स्थापना-कायंकर कमी-08 :                                  | 13990000.00                            |            |
| XV   | सकाई निरीक्षक, वार्ड निरीक्षक एवं जमादार के स्थापना पर नै-कायंकर कमी-06+23=29।               | 83800000.00                            |            |
| XVI  | सकाई मजदूरों के स्थापना पर-कायंकर कमी-231  | 51630000.00                            |            |
| XVII | निगम कमी का पेशन/प्रतिवारिक पेशन-302।  | 44100000.00                            |            |
| 2:   | 1  | 20030000.00                            |            |
|      | 2  | 9000000.00                             |            |
| 3:   | 1  | 290488000.00                           |            |
|      | II   |  |            |
|      | जल पर्वत कमी का पेशन/प्रतिवारिक पेशन-43  |  |            |
|      | जल पर्वत कमी का वेतन नै खर्च कायंकर कमी-52   |  |            |
|      | गया नगर निगम के सभी पदाधिकारी/कर्मचारियों (सोबाना एवं विकास शाखा, जल पर्वत सहित) का कुल वेतन |  |            |

स्थापना कमी।  
गया नगर निगम

कार्यालय अधीक्षक।  
गया नगर निगम

स्थापना कमी।  
गया नगर निगम

11.9.17



पथानगर: निगम, गण।

पूँजीगत आय।

परिशिष्ट-3।

वित्तीय वर्ष: 2017-18 में केन्द्र: सारकार/सज्य: सारकार से प्राप्य: अनुदान राशि से अनुमानित आय का व्यौर।

|    |   |           |
|----|---|-----------|
| 1  | 14 वीं वित्त आयोग से प्राप्त: अनुदान राशि: (ओके अक्विस्ट प्रकल्प पर 50 प्रतिशत, प्रकाश व्यवस्था पर 20 प्रतिशत, जनशक्ति पर 20 प्रतिशत एवं रैन बसेरा पर 10 प्रतिशत) | 200000000 |
| 2  | सज्य पंचम वित्त: आयोग मद से मुख्य: मन्त्री कच्ची मती-नाली निरवय योजना में प्राप्त राशि।   | 100000000 |
| 3  | सज्य पंचम वित्त: आयोग मद से मुख्य: मन्त्री हर घर तक नल का जल योजना में प्राप्त राशि।  | 100000000 |
| 4  | सज्य पंचम वित्त: आयोग मद से मुख्य: मन्त्री हर घर शौचालय निरवय योजना में प्राप्त राशि।   | 50000000  |
| 5  | मुख्य मन्त्री कच्ची मती-नाली निरवय योजना में प्राप्त राशि (वाडवार चयनित दीर्घकालिक योजना के अन्तर्गत)   | 100000000 |
| 6  | मुख्य मन्त्री हर घर तक नल का जल योजना में प्राप्त राशि।   | 100000000 |
| 7  | मुख्य मन्त्री हर घर शौचालय निरवय योजना में प्राप्त राशि।  | 50000000  |
| 8  | गण: हेरिटेज सिटी के लिए HRIDAY योजना के तहत रवीकृत: 4000 करोड़ के लीडशिपार के अन्तर्गत प्राप्त प्रथम किस्त: की राशि।  | 100000000 |
| 9  | AMRUT योजना के तहत परक: निर्माण हेतु प्राप्त राशि।  | 50000000  |
| 10 | आईएनएचएलडीपी: योजना के तहत आवास निर्माण हेतु प्राप्त राशि।  | 200000000 |
| 11 | आईएनएचएलडीपी: योजना के तहत आवास निर्माण हेतु प्राप्त राशि।  | 20000000  |
| 12 | राज्य आवास योजना के तहत आवास निर्माण हेतु प्राप्त राशि।   | 200000000 |
| 13 | राज्य आवास योजना के तहत आवास निर्माण हेतु प्राप्त राशि।   | 20000000  |

|    |  |            |
|----|--|------------|
| 14 | प्रधानमंत्री आशी आवास योजना(प्रकल्प लिए आवास योजना) के तहत आवास निर्माण हेतु प्रायः राशि                   | 250000000  |
| 15 | प्रकल्प भारत शिशन के अन्तर्गत शीतलस्य निर्माण हेतु प्रायः राशि   | 50000000   |
| 16 | राज्य सरकार से विद्युत माफा के निर्माण हेतु राशि की मांग   | 200000000  |
| 17 | राज्य सरकार से सपी 53 वाड के लिए 53 ई+टूआगवेड के निर्माण हेतु राशि की मांग                                 | 40000000   |
| 18 | राज्य सरकार से पय निर्माण हेतु राशि की मांग  | 100000000  |
| 19 | नागरिक सुविधा के अन्तर्गत लोस अपशिष्ट प्रबंधन के तहत सफाई उपकरणों के क्रय हेतु राज्य सरकार से राशि की मांग | 50000000   |
| 20 | राज्य सरकार से सुवाक जलपूर्ति व्यवस्था हेतु जलपूर्ति केवर्ष के लिए मोटर पम्प के क्रय हेतु राशि की मांग     | 20000000   |
| 21 | वाड सड 04+53 के लिए प्रलोक वाड न वाड कार्यालय खोलने हेतु राज्य सरकार से राशि की मांग                       | 26500000   |
| 22 | ई+प्यूनीसीवेली योजना के तहत नगर निगम कार्यालय को तकनीकी रूप से अपग्रेड करने हेतु राशि की मांग              | 10000000   |
| 23 | बुडको द्वारा वसा रटवेड निर्माण हेतु राज्य सरकार से शेष राशि की मांग (स्वीकृत राशि: 643 करोड)               | 22100000   |
| 24 | इरिसा गांधी इण्डोर रटवेड का लीण्डार हेतु राशि की मांग  | 20000000   |
| 25 | राज्य सरकार से जल-जमाव के निराकरण हेतु प्रमुख नालों के निर्माण हेतु राशि की मांग                           | 100000000  |
| 26 | राज्य सरकार से पेश कल्प के निर्माण हेतु राशि की मांग   | 2500000    |
|    | कुल मांग-  | 2001100000 |

(कुल राशि दो लाख चारदस लाख रुपये)

  
 लीण्डार/प्रवीणकरी  
 नगर निगम

  
 नगर अध्यक्ष  
 नगर निगम



गया नगर निगम, गया

पूँजीगत व्यय

परिशिष्ट-4

वित्तीय वर्ष: 2017-18 में केन्द्र सरकार/राज्य सरकार से प्राप्त अनुदान राशि से अनुमानित व्यय का

|    |  |            |
|----|--|------------|
| 1  | 14 वीं वित्त आयोग से भाष्य अनुदान राशि (वैय अकशिफ्ट प्रबंधन पर 50 प्रतिशत, प्रकाश व्यवस्था पर 20 प्रतिशत, जलपूर्ति पर 20 प्रतिशत एवं रैन-बसेरा पर 10 प्रतिशत)। | 2000000000 |
| 2  | राज्य मंचम वित्त आयोग मद से मुख्य मंत्री कच्ची मत्ती-मत्ती निश्चय। योजना में व्यय राशि।  | 1000000000 |
| 3  | राज्य मंचम वित्त आयोग मद से मुख्य मंत्री हर घर तक नल का नल योजना में व्यय राशि।  | 1000000000 |
| 4  | राज्य मंचम वित्त आयोग मद से मुख्य मंत्री हर घर शौचालय निश्चय योजना में व्यय राशि।  | 500000000  |
| 5  | मुख्य मंत्री कच्ची मत्ती-मत्ती निश्चय योजना में व्यय राशि (वर्डवार वसतिवत शैक्षिकीय योजना के अन्तर्गत)।  | 1000000000 |
| 6  | मुख्य मंत्री हर घर तक नल का नल योजना में व्यय राशि।  | 1000000000 |
| 7  | मुख्य मंत्री हर घर शौचालय निश्चय योजना में व्यय राशि।  | 500000000  |
| 8  | गया हेरिटेज सिटी के लिए HRIDAY योजना के तहत स्वीकृत 40.00 करोड़ के डीपीआर के अन्तर्गत प्राप्त प्रथम किस्त की राशि से व्यय।                                     | 1000000000 |
| 9  | AMRUT योजना के तहत पर्व निर्माण हेतु प्राप्त राशि से व्यय।   | 500000000  |
| 10 | आईआरसीडीपी0 योजना के तहत आवास निर्माण हेतु प्राप्त राशि का व्यय।   | 2000000000 |
| 11 | आईआरसीडीपी0 योजना के तहत आवास निर्माण हेतु प्राप्त राशि।   | 2000000000 |
| 12 | राजीव आवास योजना के तहत आवास निर्माण हेतु प्राप्त राशि का व्यय।  | 2000000000 |
| 13 | राजीव आवास योजना के तहत आवास निर्माण हेतु प्राप्त राशि का व्यय।  | 2000000000 |

|    |   |             |
|----|---|-------------|
| 14 | प्रधानमंत्री शहरी आवास योजना(सबके डिजिटल आवास योजना) के तहत आवास निर्माण हेतु प्राप्त राशि का व्यय          | 250000000   |
| 15 | स्वच्छ भारत मिशन के अन्तर्गत शौचालय निर्माण हेतु प्राप्त राशि का व्यय                                       | 50000000    |
| 16 | राज्य सरकार से विदर्भ पार्क के निर्माण हेतु राशि का व्यय  | 200000000   |
| 17 | राज्य सरकार से सभी 53 वार्ड के लिए 53 ई-ट्रामलेट के निर्माण हेतु राशि का व्यय                               | 450000000   |
| 18 | राज्य सरकार से पथ निर्माण हेतु राशि का व्यय   | 1000000000  |
| 19 | नगरिक सुविधा के अन्तर्गत टोल्ड अपशिफ्ट प्रबंधन के तहत सफाई उपकरणों के क्रय हेतु राज्य सरकार से राशि का व्यय | 500000000   |
| 20 | राज्य सरकार से सुबक जलपूर्ति व्यवस्था हेतु जलपूर्ति कन्दा के लिए मोटर पम्पों के क्रय हेतु राशि का व्यय      | 200000000   |
| 21 | वार्ड सं 0.01-53 के लिए प्रत्येक वार्ड में वार्ड कार्यालय खोलने हेतु राज्य सरकार से राशि का व्यय            | 265000000   |
| 22 | ई-सूचीसीवैल्टी योजना के तहत नगर निगम कार्यालय को तकनीकी रूप से अपग्रेड करने हेतु राशि का व्यय               | 100000000   |
| 23 | निगम के आर्थिक श्रत से प्रत्येक वार्ड में 10-10 लाख रुपये की राशि से पथ एवं नावी निर्माण हेतु व्यय          | 530000000   |
| 24 | बुडको द्वारा सव स्टैण्ड निर्माण हेतु राज्य सरकार से शेष राशि (स्वीकृत राशि 843 करोड़) का व्यय               | 221000000   |
| 25 | इरिरा गांधी इन्डर स्ट्रिडियम का जीर्णोद्धार हेतु राशि का व्यय   | 200000000   |
| 26 | राज्य सरकार से जल-जमाव के निराकरण हेतु पमुख नावों के निर्माण हेतु राशि का व्यय                              | 1000000000  |
| 27 | राज्य सरकार से प्रस. कन्व के निर्माण हेतु राशि का व्यय  | 25000000    |
|    | कुल योग   | 20591000000 |

(कुल राशि दो अरब मात्र करोड़ एकानव लख रुपये)

देखा/परीक्षित  
नगर निगम

नगर निगम  
नगर निगम

48



गया नगर विधान सभा

(A) गया नगर विधान सभा में स्वीकृत पद, कायदा कमीशनी की सूची एवं विधान की विवरणी

| क्र० | पदनाम               | स्वीकृत पद | कायदा कमीशनी की सूची | विधान | अनुविधान |
|------|---------------------|------------|----------------------|-------|----------|
| 1    | कायदा कमीशनी        | 1          | 0                    | 1     | 1        |
| 2    | नगरपालिका           | 1          | 0                    | 1     | 1        |
| 3    | नगरपालिका           | 1          | 0                    | 1     | 1        |
| 4    | कायदा कमीशनी        | 1          | 1                    | 1     | 0        |
| 5    | नगरपालिका           | 1          | 1                    | 1     | 0        |
| 6    | नगरपालिका           | 1          | 1                    | 1     | 0        |
| 7    | नगरपालिका           | 10         | 4                    | 6     | 0        |
| 8    | नगरपालिका/नगरपालिका | 30         | 28                   | 2     | 0        |
| 9    | नगरपालिका           | 1          | 1                    | 0     | 0        |
| 10   | नगरपालिका           | 1          | 1                    | 0     | 0        |
| 11   | नगरपालिका           | 1          | 1                    | 0     | 0        |
| 12   | नगरपालिका           | 1          | 0                    | 1     | 0        |
| 13   | नगरपालिका           | 1          | 0                    | 1     | 0        |
| 14   | नगरपालिका           | 1          | 0                    | 1     | 0        |
| 15   | नगरपालिका           | 4          | 3                    | 1     | 0        |
| 16   | नगरपालिका           | 16         | 9                    | 7     | 0        |
| 17   | नगरपालिका           | 9          | 2                    | 7     | 0        |
| 18   | नगरपालिका           | 18         | 18                   | 0     | 0        |
| 19   | नगरपालिका           | 2          | 0                    | 2     | 0        |
| 20   | नगरपालिका           | 3          | 0                    | 3     | 0        |
| 21   | नगरपालिका           | 4          | 1                    | 3     | 0        |
| 22   | नगरपालिका           | 1          | 1                    | 0     | 0        |
| 23   | नगरपालिका           | 1          | 1                    | 0     | 0        |
| 24   | नगरपालिका           | 1          | 0                    | 1     | 0        |
| 25   | नगरपालिका           | 1          | 0                    | 1     | 0        |
| 26   | नगरपालिका           | 45         | 23                   | 22    | 0        |
| 27   | नगरपालिका           | 2          | 2                    | 0     | 0        |
| 28   | नगरपालिका           | 1          | 1                    | 0     | 0        |
| 29   | नगरपालिका           | 16         | 11                   | 5     | 0        |
| 30   | नगरपालिका           | 18         | 5                    | 13    | 0        |
| 31   | नगरपालिका           | 1          | 0                    | 1     | 0        |
| 32   | नगरपालिका           | 1          | 0                    | 1     | 0        |
| 33   | नगरपालिका           | 1          | 0                    | 1     | 0        |
| 34   | नगरपालिका           | 69         | 52                   | 17    | 0        |
| 35   | नगरपालिका           | 10         | 3                    | 7     | 0        |
| 36   | नगरपालिका           | 18         | 11                   | 7     | 0        |
| 37   | नगरपालिका           | 1          | 1                    | 0     | 0        |
| 38   | नगरपालिका           | 784        | 226                  | 558   | 0        |
|      | कुल                 | 1079       | 408                  | 671   | 0        |

(B) योजनाएं एवं विकास शाखा, कार्यालय संख्या 02 के में स्वीकृत पद, कार्यरत कर्मियों की संख्या एवं रिक्ति की विवरणी :

|    |                                  |     |    |    |
|----|----------------------------------|-----|----|----|
| 1  | कार्यपालक अभियन्ता               | 1   | 0  | 1  |
| 2  | सहायक अभियन्ता                   | 4   | 4  | 0  |
| 3  | नगर निवेशन सहायक                 | 1   | 0  | 1  |
| 4  | कनीय अभियन्ता                    | 15  | 9  | 6  |
| 5  | लेखा पदाधिकारी                   | 1   | 0  | 1  |
| 6  | प्रधान सहायक                     | 1   | 1  | 0  |
| 7  | प्रधान सहायक अभियन्त्रण          | 1   | 0  | 1  |
| 8  | लेखापाल, अभियन्त्रण              | 1   | 0  | 1  |
| 9  | अध्यक्ष के निजी सहायक            | 1   | 0  | 1  |
| 10 | सहायक                            | 23  | 14 | 9  |
| 11 | आशुटकक                           | 3   | 0  | 3  |
| 12 | आशुलिपिक                         | 1   | 0  | 1  |
| 13 | टंकक                             | 3   | 2  | 1  |
| 14 | वास्तुविद                        | 1   | 0  | 1  |
| 15 | ग्रारूपक                         | 7   | 0  | 7  |
| 16 | ट्रेसर                           | 2   | 2  | 0  |
| 17 | स्लुप्रिन्टर                     | 2   | 1  | 1  |
| 18 | डाईवर                            | 2   | 2  | 0  |
| 19 | दफ्तरी                           | 2   | 1  | 1  |
| 20 | माली                             | 2   | 1  | 1  |
| 21 | कमीपर                            | 1   | 0  | 1  |
| 22 | अमीज                             | 3   | 1  | 2  |
| 23 | अनुसेवक, चैनमेन, सत्रिप्रहरी आदि | 35  | 26 | 9  |
| 24 | खलासी                            | 1   | 1  | 0  |
| 25 | प्राक्कलक                        | 2   | 0  | 2  |
|    | कुल योग-                         | 116 | 65 | 51 |

(C) जेल पर्वद, गया में स्वीकृत पद, कार्यरत कर्मियों की संख्या एवं रिक्ति की विवरणी :

|    |                               |   |   |   |
|----|-------------------------------|---|---|---|
| 1  | कार्यपालक अभियन्ता            | 1 | 1 | 0 |
| 2  | सहायक अभियन्ता                | 1 | 0 | 1 |
| 3  | सचिव                          | 1 | 0 | 1 |
| 4  | लेखा पदाधिकारी                | 1 | 0 | 1 |
| 5  | प्रधान सहायक                  | 1 | 0 | 1 |
| 6  | सहायक (बरीय)                  | 1 | 1 | 0 |
| 7  | भण्डारपाल                     | 1 | 0 | 1 |
| 8  | सहायक (सहायक एवं टंकक के साथ) | 4 | 4 | 0 |
| 9  | कनीय अभियन्ता / नल निरीक्षक   | 1 | 1 | 0 |
| 10 | मिटर रीडर                     | 1 | 1 | 0 |
| 11 | चाज मैन                       | 2 | 0 | 2 |
| 12 | फिल्टर                        | 1 | 1 | 0 |




|    |                      |    |    |    |
|----|----------------------|----|----|----|
| 13 | फिटर(सहायक)          | 2  | 1  | 1  |
| 14 | पम्प चालक            | 6  | 0  | 6  |
| 15 | लीहार मिस्त्री       | 1  | 1  | 0  |
| 16 | लीहार मिस्त्री सहायक | 1  | 0  | 1  |
| 17 | पाइप लाइन मिस्त्री   | 7  | 0  | 7  |
| 18 | अनुसँवक              | 2  | 2  | 0  |
| 19 | रात्रि प्रहरी        | 1  | 1  | 0  |
| 20 | पम्प खलासी           | 8  | 7  | 1  |
| 21 | प्रहरी               | 7  | 5  | 2  |
| 22 | की मैन               | 22 | 16 | 6  |
| 23 | पाइप लाइन खलासी      | 16 | 8  | 8  |
| 24 | स्वीपर               | 1  | 0  | 1  |
|    | कुल                  | 90 | 50 | 40 |





  
 स्थापना प्रमुख प्रधान सहायक कार्यालय अधिकारी जल विभाग  
 गया नगर निगम यो. एवं वि. शाखा गया नगर निगम जल पर्यट


  
 लेखी पदाधिकारी  
 गया नगर निगम


  
 नगर आयुक्त  
 गया नगर निगम

**Name of the Officers, staffs and contact no with date of Joining And retirement:-**

**Office Staff**

| Sl NO | NAME OF Officers/ STAFF      | DESIGNATION       | NATURE OF SERVICE | Qualification | Date of Birth | DATE OF JOINING | DATE OF RETIREMENT |
|-------|------------------------------|-------------------|-------------------|---------------|---------------|-----------------|--------------------|
| 1     | Sri Balindra Singh           | Section Officer   | Permanent         | Graduate      | 3/4/1958      | 01/10/81        | 30-04-2018         |
| 2     | Sri Vijay Kumar Sinha        | Section Officer   | Permanent         | Graduate      | 7/8/1958      | 04/09/80        | 31-08-2018         |
| 3     | Sri Rajkumar                 | Section Officer   | Permanent         | Graduate      | 12.05.1957    | 09/12/78        | 31-12-2017         |
| 4     | Sri Imtayaz Ali              | Section Officer   | Permanent         | M.A           | 1/8/1964      | 28-04-81        | 31-04-2023         |
| 5     | Sri Kameshwar Prasad         | Section Officer   | Permanent         | B. Sc         | 10/12/1960    | 28-10-83        | 28-02-2020         |
| 6     | Sri Ghanshyam Singh          | Section Officer   | Permanent         | Prabeshika    | 15-04-1960    | 01/10/81        | 30-04-2020         |
| 7     | Sri Dwarika Ram              | Senior Assistant  | Permanent         | Matric        | 08/02/60      | 05/02/79        | 28-02-2020         |
| 8     | Sri Nand Lal Chaudhary       | Senior Assistant  | Permanent         | I.A           | 25-08-1957    | 11/07/83        | 31-08-2017         |
| 9     | Sri Umesh Kumar Sinha        | Senior Assistant  | Permanent         | I.A           | 10/06/62      | 07/08/83        | 30-06-2022         |
| 10    | Sri Suresh Kumar             | Senior Assistant  | Permanent         | I.Com         | 15.03.1975    | 05.07.1995      | 31.03.2035         |
| 11    | Sri Jabar Hussain            | Senior Assistant  | Permanent         | M.A           | 01/02/66      | 17-12-87        | 31-01-2026         |
| 12    | Sri Laxman Singh             | Junior Assistant  | Permanent         | Matric        | 27-01-1984    | 19-10-2004      | 31-01-2044         |
| 13    | Sri Rajiv Nandan Sinha       | Junior Assistant  | Permanent         | B.Sc          | 18-08-1972    | 19-10-2004      | 31-08-2032         |
| 14    | Sri Rakesh Kumar             | Junior Assistant  | Permanent         | Graduate      | 13-06-1972    | 19-10-2004      | 30.06.2032         |
| 15    | Sri Mahendra Kumar           | Junior Assistant  | Permanent         | Matric ITI    | 01/01/70      | 19-10-2004      | 31-12-2029         |
| 16    | Sri Sunil Kumar Sinha        | Junior Assistant  | Permanent         | Matric        | 10/02/67      | 25-12-2008      | 28-02-2027         |
| 17    | Sri Shamim Alam              | Junior Assistant  | Permanent         | Matric        | 02/10/79      | 20-12-2008      | 31-10-2039         |
| 18    | Sri Dilip Kumar              | Junior Assistant  | Permanent         | I.Sc          | 15-09-1970    | 20-12-2008      | 30-09-30           |
| 19    | Sri Saurav Kumar             | Junior Assistant  | Permanent         | I.A           | 16-01-1984    | 20-12-2008      | 30-11-2044         |
| 20    | Kaushalendra Kr. Sinha       | Junior Assistant  | Permanent         | B.Sc.(Hons.)  | 20.01.1968    | 30.01.2002      | 31.01.2028         |
| 21    | Sri Rakesh Kumar             | Junior Assistant  | Permanent         | Matric        | 31-12-1979    | 20-12-2008      | 31-12-2039         |
| 22    | Sri Jayprakash Pandey        | Junior Assistant  | Permanent         | I.A           | 02/10/79      | 20-12-2008      | 31-10-39           |
| 23    | Sri Surendra Kumar           | Junior Assistant  | Permanent         | M.A           | 15-05-1971    | 16-08-2010      | 31-05-2031         |
| 24    | Nishant Kumar                | Junior Assistant  | Permanent         | I.A           | 25-12-1984    | 16-08-2010      | 31-12-44           |
| 25    | Pawan Kumar                  | Junior Assistant  | Permanent         | B.A.          | 04/01/86      | 16-08-2010      | 31-01-2046         |
| 26    | Sri Sanjeet Kumar            | Junior Assistant  | Permanent         |               | 05/03/83      | 16-08-2010      | 31-03-2043         |
| 27    | Sri Baldev Chaudhory         | Senior Typist     | Permanent         | Matric        | 30-11-1959    | 16-07-1983      | 30-11-2019         |
| 28    | Sri Arvind Kr. Jha           | Junior Typist     | Permanent         | I.A           | 07/12/59      | 09/09/94        | 31-12-2019         |
| 29    | Sri Satyendra Narayan Sharma | Cleaner Nirikshak | Permanent         | Intermediata  | 9/3/1958      | 23-05-1983      | 31-03-2018         |
| 30    | Sri Satyendra Narayan Prasad | Cleaner Nirikshak | Permanent         | Matric        | 4/1/1983      | 25-08-1983      | 31-01-2023         |
| 31    | Sri Radheshyam Puskar        | Cleaner Nirikshak | Permanent         | B.Sc          | 7/10/1959     | 8/6/1983        | 31-10-2019         |
| 32    | Sri Suresh Kumar Yadow       | Ward Nirikshak    | Permanent         |               | 03.02.59      | 12.10.85        | 28.02.19           |
| 33    | Sri Chandramohan             | Ward Nirikshak    | Permanent         | I.Sc          | 9/7/1978      | 14-10-1998      | 31-07-2038         |
| 34    | Sri Virendra Kumar           | Tikakar           | Permanent         | Non-Matric    | 20-12-1961    | 28-04-1981      | 31-12-2021         |
| 35    | Sri Surendra Kumar           | Tikakar           | Permanent         | Non-Matric    | 20-12-1962    | 1/10/81         | 31-12-2022         |
| 36    | Sri Pramod Kumar             | Tax- Collector    | Permanent         | I.A           | 1/10/1963     | 23-06-1983      | 30-05-2023         |
| 37    | Sri Jagdishwar Prasad        | Tax- Collector    | Permanent         |               | 25-01-1964    | 23-06-1983      | 30-06-2023         |
| 38    | Shatrudhan Singh             | Tax- Collector    | Permanent         | I.A           | 10/12/1959    | 25-04-1981      | 31-12-2019         |
| 39    | Sri Nand Kishor Singh        | Tax- Collector    | Permanent         | Prabeshika    | 18-01-1958    | 1/10/81         | 31-01-2018         |
| 40    | Sri Sivadhar Singh           | Tax- Collector    | Permanent         | Matric        | 10/1/1964     | 13-11-82        | 31-11-2022         |
| 41    | Sri Indradew Prasad          | Tax- Collector    | Permanent         | Prabeshika    | 4/1/1965      | 12/10/82        | 31-10-2024         |
| 42    | Sri Anil Kumar               | Tax- Collector    | Permanent         | Matric        | 10/10/1920    | 17-12-87        | 31-12-2029         |
| 43    | Sri Surendra Prasad Singh    | Tax- Collector    | Permanent         | Prabeshika    | 3/2/1963      | 1/1/82          | 28-02-2023         |
| 44    | Sri Umesh Kumar Verma        | Tax- Collector    | Permanent         | Prabeshika    | 9/4/1964      | 23-06-1983      | 30-04-2024         |
| 45    | Sri Ramji Singh              | Tax- Collector    | Permanent         | I.A           | 12/1/1960     | 12/10/83        | 31-01-2020         |
| 46    | Sri Shambhu Sharan Sinha     | Tax- Collector    | Permanent         | Graduate      | 22-10-1965    | 29-09-96        | 31-10-2025         |
| 47    | Sri Vinod Singh              | Road Sarkar       | Permanent         | Prabeshika    | 5/7/1962      | 14-05-1981      | 31-07-2022         |
| 48    | Sri Virendra Kumar Mishra    | Park Nirikshak    | Permanent         | Matric        | 3/4/1958      | 23-05-1983      | 30-04-2018         |
| 49    | Sri Balkeshwar Bhagat        | Ward Jamadar      | Permanent         | Middle pass   | 5/11/1961     | 28-03-1980      | 30-11-2021         |
| 50    | Sri Vijay Kumar Singh        | Ward Jamadar      | Permanent         |               | 10/12/1964    | 19-11-1981      | 30-11-2023         |
| 51    | Sri Bhimrao Singh            | Ward Jamadar      | Permanent         | Matric        | 6/7/1959      | 21-02-1983      | 31-07-2018         |

52



|     |                            |                          |           |             |            |            |            |
|-----|----------------------------|--------------------------|-----------|-------------|------------|------------|------------|
| 52  | Sri Basudeo Prasad         | Ward Jamadar             | Permanent | Matric      | 5/5/1961   | 19-11-1981 | 31-05-2021 |
| 53  | Sri Arjun Prasad II        | Ward Jamadar             | Permanent |             | 1/5/1957   | 15/7/1977  | 30-04-2017 |
| 54  | Sri Sant Kumar Singh       | Ward Jamadar             | Permanent | Prabeshika  | 5/12/1960  | 1/7/1981   | 31-12-2020 |
| 55  | Sri Arvind Kumar Singh     | Ward Jamadar             | Permanent | Matric      | 20-01-1971 | 14-07-1995 | 31-01-2031 |
| 56  | Sri Itendra Kumar Singh    | Ward Jamadar             | Permanent |             | 1/5/1969   | 17-12-1987 | 30-04-2029 |
| 57  | Sri Umesh Kumar Singh      | Ward Jamadar             | Permanent |             | 05.08.62   | 2/7/1983   | 31-08-2022 |
| 58  | Sri Suresh Kumar Singh     | Ward Jamadar             | Permanent |             | 6/2/1961   | 31-03-1982 | 28-02-2021 |
| 59  | Sri Sunil Kumar            | Ward Jamadar             | Permanent | Madhayama   | 1/2/1965   | 19-04-1983 | 31.01.2025 |
| 60  | Sri Shambhu Prasad         | Ward Jamadar             | Permanent | Prabeshika  | 6/6/1958   | 31-03-1982 | 30-06-2018 |
| 61  | Sri M.D Kadir              | Ward Jamadar             | Permanent |             | 2/10/1960  | 6/12/1982  | 31-10-2020 |
| 62  | Sri Uday Kumar             | Ward Jamadar             | Permanent |             | 2/7/1964   | 13-11-1982 | 31.07.2024 |
| 63  | Sri Ramudit Singh          | Ward Jamadar             | Permanent |             | 29-03-1957 | 29-05-1983 | 31-03-2017 |
| 64  | Sri Dinesh Sharma          | Ward Jamadar             | Permanent |             | 2/1/1957   | 21-07-1983 | 31-01-2017 |
| 65  | Sri Krishan Pd Singh       | Ward Jamadar             | Permanent | Matric      | 6/8/1968   | 20-12-2008 | 31-08-2028 |
| 66  | Sri Anant Kumar Mishra     | Ward Jamadar             | Permanent |             | 8/9/1984   | 20-12-2008 | 30.09.44   |
| 67  | Sri Durga Ram              | Ward Jamadar             | Permanent |             | 9/3/1971   | 20-12-2008 | 31.03.2031 |
| 68  | Sri Dabloo Kumar           | Ward Jamadar             | Permanent |             |            | 20.12.2008 |            |
| 69  | Sri Javed Ali              | Ward Jamadar             | Permanent |             | 20-04-1963 | 4/9/1980   | 30-09-2020 |
| 70  | Sri Tejnaryan Singh        | Ward Jamadar             | Permanent | I.A         | 13-11-1959 | 15-09-1981 | 30-11-2019 |
| 71  | Sri Girja Nandan Prasad    | Ward Jamadar             | Permanent |             | 24-06-1962 | 11/7/1983  | 30-06-2022 |
| 72  | Sri Dadan Pandey           | Ward Jamadar             | Permanent |             | 15.01.62   | 12.02.83   | 31.01.22   |
| 73  | Sri Babuchand Ram          | Ward Jamadar             | Permanent |             | 12/12/1968 | 17-12-1987 | 31-12-2028 |
| 74  | Sri Sheravan Kumar Singh   | Ward Jamadar             | Permanent | I.A         | 12/12/1964 | 21-02-1983 | 31-12-2024 |
| 75  | Sri Awadh Kishor Sharma    | Carpenter Mistri         | Permanent |             | 18-12-1965 | 29-10-1983 | 31-10-2025 |
| 76  | Sri Sahdeo Mistri          | Carpenter Mistri         | Permanent | Non-Matric  | 5/10/1968  | 24-12-87   | 31-12-2027 |
| 77  | Sri Bajiram Mistri         | Lohar Mistri             | Permanent | Fifth Pass  | 10/7/1967  | 7/2/1986   | 31.07.27   |
| 78  | Sri Rambriksh Prasad       | Driver                   | Permanent |             | 7/11/1958  | 1/10/1979  | 31-11-2018 |
| 79  | Sri Ramnaresh Prasad Singh | Driver                   | Permanent |             | 14-06-1960 | 28-04-1981 | 30-06-2020 |
| 80  | Sri Sanyu Pd Yadow         | Driver                   | Permanent | Sakshar     | 25-12-1960 | 28-04-1981 | 31-12-2020 |
| 81  | Sri Tribhuan Singh         | Driver                   | Permanent | Middle pass | 30-03-1964 | 26-07-1989 | 31-03-2024 |
| 82  | Sri Umesh Ram              | Driver                   | Permanent |             | 17.04.60   | 31.03.79   | 30.04.20   |
| 83  | Sri Ashok Kumar II         | Driver                   | Permanent | Fifth Pass  | 1/5/1963   | 9/6/1981   | 30-04-2023 |
| 84  | Sri Sirij Bihari Singh     | Driver                   | Permanent | I.A         | 10/11/1962 | 25-06-1983 | 30-11-2022 |
| 85  | Sri Teju Kumar             | Driver                   | Permanent | Sakshar     | 13-03-1960 | 28-03-1980 | 31-03-2020 |
| 86  | Sri Rajendra Prasad II     | Driver                   | Permanent |             | 31-12-1961 | 21-01-1982 | 31-12-2021 |
| 87  | Sri Dipak Kumar            | Driver                   | Permanent | Matric      | 12/11/1959 | 23-06-1980 | 30-11-2019 |
| 88  | Sri Sharvan Kumar          | Driver                   | Permanent |             | 20-05-1958 | 19-12-1985 | 31-05-2018 |
| 89  | Sri Awadhresh Singh        | Sub driver & Road Collie | Permanent | Middle pass | 15-11-1965 | 30-04-1983 | 30-04-2025 |
| 90  | Sri Ramball Singh          | Sub driver & Road Collie | Permanent |             | 20-06-1958 | 30-04-1983 | 30-06-2018 |
| 91  | Sri Rama Mandal            | Sub driver & Road Collie | Permanent | Sakshar     | 09-02-1963 | 28-04-1981 | 30-02-2013 |
| 92  | Sri Prem Ram               | Sub driver & Road Collie | Permanent |             | 19-02-1968 | 24-12-1987 | 28-02-2028 |
| 93  | Sri Bhim Ram               | Sub driver & Road Collie | Permanent |             | 1/1/1976   | 7/9/1998   | 31-12-2035 |
| 94  | Sri Laloo Ram              | Sub driver & Road Collie | Permanent |             | 17-03-1968 | 24-12-1987 | 31-03-2028 |
| 95  | Sri Nezam Mistri           | Sub driver & Road Collie | Permanent | Middle pass | 15.05.1964 | 16.09.82   | 31.05.2024 |
| 96  | Sri Raju Kumar Mistri      | Sub driver & Road Collie | Permanent | Non-Matric  | 20-04-1967 | 17-01-1987 | 30-04-2027 |
| 97  | Sri Giridhar Prasad        | Peon                     | Permanent | Prabeshika  | 4/1/1957   | 23-06-1980 | 31-01-2017 |
| 98  | Sri Rajendra Prasad        | Peon                     | Permanent | Non-Matric  | 31-12-1962 | 4/9/1980   | 30-09-2022 |
| 99  | Sri Laxman Prasad          | Peon                     | Permanent | Sakshar     | 3/2/1958   | 15-01-1981 | 28-02-2018 |
| 100 | Sri Rambhaju Sah           | Peon                     | Permanent |             | 3/7/1959   | 16-02-1981 | 31-07-2019 |
| 101 | Sri Rajbalabh Prasad       | Peon                     | Permanent | Middle pass | 12/2/1959  | 17-03-1982 | 28-02-2019 |
| 102 | Sri Vijay Saw              | Peon                     | Permanent | Non-Matric  | 6/1/1967   | 12/10/1982 | 31-10-2024 |
| 103 | Sri Virendra Pd Singh      | Peon                     | Permanent |             | 1/3/1959   | 3/1/1983   | 28-02-2019 |
| 104 | Sri Shiv Nandan Prasad     | Peon                     | Permanent | Non-Matric  | 31-12-1960 | 27-12-1982 | 31-12-2020 |
| 105 | Sri Ramvinay Kumar         | Peon                     | Permanent |             | 9/3/1964   | 30-06-1983 | 31-03-2024 |
| 106 | Sri Arun Prasad            | Peon                     | Permanent |             | 15-03-1963 | 30-04-1983 | 31-03-2023 |
| 107 | Sri Kameshwar Prasad       | Peon                     | Permanent | Matric      | 15-02-1962 | 16-07-1983 | 28-02-2022 |
| 108 | Sri Shiv Kumar             | Peon                     | Permanent | Matric      | 10/2/1965  | 21-08-1985 | 28-02-2025 |

55



|     |                         |                       |           |              |            |            |            |
|-----|-------------------------|-----------------------|-----------|--------------|------------|------------|------------|
| 109 | Sri Shankar Prasad      | Peon                  | Permanent | Middle pass  | 4/12/1974  | 2/4/1998   | 31-12-2034 |
| 110 | Sri Rambriksh Singh     | Peon                  | Permanent | Matric       | 15-03-1960 | 30-04-1983 | 31-03-2020 |
| 111 | Sri Suresh Kumar        | Peon                  | Permanent | Middle pass  | 26-03-1967 | 17-12-1987 | 31-03-2027 |
| 112 | Sri Lakhoo Paswan       | Peon                  | Permanent |              | 22-12-1968 | 17-12-1987 | 31-12-2028 |
| 113 | Sri Ramphal Ram         | Peon                  | Permanent |              | 23-11-1956 | 4/9/1980   | 30-11-2016 |
| 114 | Gita Devi               | Peon                  | Permanent | Fifth Pass   | 24-03-1967 | 2/4/1998   | 31-03-2027 |
| 115 | Savitri Devi            | Peon                  | Permanent |              | 25.01.66   | 02.04.98   | 31.01.26   |
| 116 | Kamala Devi             | Peon                  | Permanent | Fifth Pass   | 6/4/1963   | 19-12-1998 | 30-04-2023 |
| 117 | Baran Prasad            | Peon                  | Permanent |              | 29-11-1962 | 11/3/1983  | 30-11-2022 |
| 118 | Yugul Kumar             | Peon                  | Permanent |              | 20-01-1981 | 19-10-2004 | 31-01-2041 |
| 119 | Smt Chinta Devi         | Peon                  | Permanent | Middle pass  | 15-03-1973 | 17-09-2005 | 31-03-2033 |
| 120 | Smt Manju Devi          | Peon                  | Permanent |              | 20-05-1970 | 20-12-2008 | 31.05.30   |
| 121 | Smt Sushila Devi        | Peon                  | Permanent |              | 6/3/1972   | 20-12-2008 | 31.03.32   |
| 122 | Sri Arjun Prasad        | Peon                  | Permanent |              | 23-05-1962 | 11/3/1983  | 31-05-2022 |
| 123 | Sri Sarayu Manjhi       | Peon                  | Permanent | Middle pass  | 6/8/1977   | 2/4/1998   | 31-08-2037 |
| 124 | Sri Latan Ram           | Peon                  | Permanent |              | 20-11-1964 | 12/11/1982 | 30-11-2024 |
| 125 | Sri Nathuni Ram         | Peon                  | Permanent |              | 20-05-1968 | 24-12-1987 | 31-05-2028 |
| 126 | Sri Sanjay Kumar        | Peon                  | Permanent | Matric       | 25-12-1973 | 2/4/1998   | 30-04-2038 |
| 127 | Smt Tara Devi           | Peon                  | Permanent | Sakshar      | 11/11/1961 | 5/3/1990   | 30-11-2021 |
| 128 | Sri Rajendra Das        | Peon                  | Permanent |              | 25-05-1959 | 24-05-1978 | 31-05-2019 |
| 129 | Sri Ujjawal Kumar       | Peon                  | Permanent |              |            | 20.12.0    |            |
| 130 | Sri Mahendra Das        | Peon                  | Permanent |              | 10/6/1960  | 24-05-1978 | 31-05-2020 |
| 131 | Ramjanam Singh          | Peon                  | Permanent |              | 04.12.64   | 30.05.83   |            |
| 132 | Sri Rambriksh Pd verma  | Peon                  | Permanent |              | 19-11-1958 | 1/10/1981  | 30-11-2018 |
| 133 | Sri Kishori Singh       | Peon                  | Permanent |              | 05.03.72   | 02.04.98   | 31.03.32   |
| 134 | Sri Shanti kumari       | Peon                  | Permanent |              | 7/7/1970   | 2/4/1998   | 31-07-2030 |
| 135 | Sri Pramod Kumar Sinha  | Peon                  | Permanent | Matric       | 14-01-1957 | 16-11-1983 | 31-01-2017 |
| 136 | Sri Binod Kumar         | Peon                  | Permanent |              | 10/5/1964  | 7/1/1983   | 31-01-2023 |
| 137 | Smt Bijjali Devi        | Peon                  | Permanent |              | 20.02.68   | 02.04.98   | 28.02.2028 |
| 138 | Sri Kamalesh Prasad     | Peon                  | Permanent | Middle pass  | 15-08-1972 | 20-12-2008 | 31-08-2032 |
| 139 | Sri Tapeshwar Prasad    | Peon                  | Permanent | Non-Matric   | 14-01-1965 | 11/3/1983  | 31-03-2023 |
| 140 | Sri Ramkishori Singh    | Peon                  | Permanent |              | 15-06-1958 | 16-05-1983 | 30-06-2018 |
| 141 | Sri Ramjatan Chaudhary  | Peon                  | Permanent | Sixth pass   | 4/12/1961  | 30-06-1983 | 31-12-2021 |
| 142 | Sri Kailash Ravidas     | Night Guard           | Permanent |              | 21-03-1960 | 31-03-1979 | 31-03-2019 |
| 143 | Sri Babu Lal Prasad     | Night Guard           | Permanent |              | 12/5/1958  | 10/1/1983  | 31-05-2018 |
| 144 | Sri Umesh Chandra Nayak | Gardenar              | Permanent | Seventh Pass | 10/5/1964  | 12/10/1982 | 31-10-2022 |
| 145 | Sri Kishori Sah         | Gardenar              | Permanent | Seventh Pass | 1/4/1960   | 5/7/1980   | 31-03-2020 |
| 146 | Sri Krishana sah        | Gardenar              | Permanent | Sakshar      | 15-11-1959 | 5/7/1980   | 31-11-2019 |
| 147 | Sri Umesh Mali          | Gardenar              | Permanent |              | 13-04-1960 | 23-06-1980 | 30-04-2020 |
| 148 | Sri Vijay Mali          | Gardenar              | Permanent | Nirakshar    | 1/4/1970   | 24-12-1987 | 31-12-2027 |
| 149 | Sri Manoj Mali          | Gardenar              | Permanent |              |            |            |            |
| 150 | Sri Laloo Manjhi        | Gardenar              | Permanent | Nirakshar    | 10/5/1958  | 24-05-1978 | 31-05-2018 |
| 151 | Sri Vinod Ram           | Gardenar              | Permanent |              |            |            |            |
| 152 | Sri Harikrishana Singh  | Gardenar              | Permanent | Matric       | 1/1/1960   | 26-06-1982 | 31-12-2019 |
| 153 | Sri Bharat Mall         | Gardenar              | Permanent | Sakshar      | 21-03-1963 | 1/10/1981  | 31.03.2023 |
| 154 | Sri Ganesh Prasad       | Gardenar              | Permanent | Sakshar      | 27-05-1962 | 13-12-1981 | 31.03.2022 |
| 155 | Sri Niraj Kumar Sinha   | Met                   | Permanent | Graduate     | 3/1/1971   | 30-04-1990 | 31.01.2031 |
| 156 | Sri Ranjit Kumar        | Met                   | Permanent | Intermediate | 4/1/1958   | 30-04-1980 | 31-01-2018 |
| 157 | Sri Ajay Kumar          | Met                   | Permanent |              | 18-07-1965 | 16-07-1983 | 31-07-2025 |
| 158 | Sri Ganesh Ram          | Met                   | Permanent |              | 05.01.61   | 05.04.83   | 31.01.2021 |
| 159 | Sri Mahavir Prasad      | Latrin -Tax Collector | Permanent | Matric       | 8/1/1966   | 30-06-1983 | 30-06-2023 |
| 160 | Sri Sanjay Kumar        | Latrin -Tax Collector | Permanent | Pc abeshika  | 25-01-1964 | 10/9/1983  | 31-01-2024 |
| 161 | Sri Jaynarayan Prasad   | Latrin -Tax Collector | Permanent | Matric       | 21-07-1964 | 11/7/1983  | 31-07-2024 |
| 162 | Satendra Singh          | Lt. Hukum Singh       | Permanent | T.C.         | 15.12.2061 | 06.05.1983 | 31.12.2021 |
| 163 | Sarraj Atani            | Lt. Mid Kalini        | Permanent | Permanent    | 17.09.79   | 16.08.2010 | 30.09.39   |
| 164 | Manoj Kumar             | Lt. Jamuna Singh      | Permanent | T.C.         |            | 08.02.2012 |            |
| 165 | Sri Sanjay Kumar        | Asistant              | Permanent | Graduate     | 15.01.80   | 29.02.2016 | 31.01.40   |

42



|     |                        |                  |           |              |          |            |          |
|-----|------------------------|------------------|-----------|--------------|----------|------------|----------|
| 166 | Sri Manish Kr Sinha    | Asistant         | Permanent | Intermediate | 11.09.97 | 29.02.2016 | 30.09.57 |
| 167 | Sri Akash Kumar        | Asistant         | Permanent | B.A.         | 04.05.90 | 29.02.2016 | 31.05.50 |
| 168 | Sri Raju Kumar Singh   | Asistant         | Permanent | B.A.         | 01.03.91 | 29.02.2016 | 28.02.51 |
| 169 | Sri Kundan Kumar       | T.C.             | Permanent | B.A.         | 10.11.94 | 29.02.2016 | 30.11.54 |
| 170 | Sri Dhirendra kr Singh | T.C.             | Permanent | Intermediate | 10.11.81 | 29.02.2016 | 30.11.41 |
| 171 | Sri Sindhu Shekhar     | Ward Nirikshak   | Permanent | Intermediate | 31.12.86 | 29.02.2016 | 31.12.46 |
| 172 | Maya Devi              | Lt. Sanjay Ram   | Anusevak  | Permanent    | 03.03.86 | 29.02.2016 | 31.03.46 |
| 173 | Gudiya Devi            | Lt. Birju Ram    | Up Chalak | Permanent    | ...      | 29.02.2016 | ...      |
| 174 | Mso Tara Begam         | Lt. Mansur Alam  | Jamadar   | Permanent    | 03.03.88 | 29.02.2016 | 31.03.28 |
| 175 | Koshmi                 | Lt. Kavita Damin | Anusevak  | Permanent    | ...      | 29.02.2016 | ...      |

| Field Staff |                         |                    |             |                   |               |                 |                    |
|-------------|-------------------------|--------------------|-------------|-------------------|---------------|-----------------|--------------------|
| SL NO       | NAME OF Officers/ STAFF | Father's Name      | DESIGNATION | NATURE OF SERVICE | Date of Birth | DATE OF JOINING | DATE OF RETIREMENT |
| 1           | Satsynarayan Singh      | Ramratan Singh     | Sweeper     | Permanent         | 15-11-1957    | 24-04-1981      | 30-11-2017         |
| 2           | Lalan Prasad            | Shiv Ram           | Met         | Permanent         | 15-05-1959    | 11/1/1983       | 31-05-2019         |
| 3           | Arjun Prasad            | Kanhai Ram         | Met         | Permanent         | 1/8/1963      | 20-07-1983      | 31-07-2025         |
| 4           | Kedar Prasad            | Kesho Ram          | Met         | Permanent         | 3/6/1961      | 12/3/1983       | 30-06-2021         |
| 5           | Biraju Manjhi           | Atwar Manjhi       | Met         | Permanent         | 23-12-1958    | 16-07-1983      | 31-12-2018         |
| 6           | Mahendra Prasad         | Ganesh prasad      | Met         | Permanent         | 31-12-63      | 25-03-1982      | 31-03-2023         |
| 7           | Narash Chaudhary        | Moti Chaudhary     | Met         | Permanent         | 15-08-1961    | 11/7/1983       | 31-08-2021         |
| 8           | Ajay Kumar Singh        | Ganga Singh        | Met         | Permanent         | 5/12/1963     | 3/6/1983        | 31-12-23           |
| 9           | Mahendra Kumar          | Shivaji            | Met         | Permanent         | 12/6/1966     | 6/7/1983        | 31-07-2023         |
| 10          | Baban Prasad            | Rajkumar Paswan    | Met         | Permanent         | 14-05-1960    | 25-01-1983      | 31-05-2020         |
| 11          | Deendran Prajapat       | Rameshwar Prajapat | Met         | Permanent         | 10/1/1964     | 16-09-1983      | 31.01.2024         |
| 12          | Nathun Ram              | Rao Rao            | Met         | Permanent         | 7/3/1962      | 4/9/1980        | 31.03.2022         |
| 13          | Nandkishor Singh        | Rampravesh Singh   | Met         | Permanent         | 12/2/1957     | 07-07-1981      | 28-02-2017         |
| 14          | Surendra                | Siri               | Met         | Permanent         | 20-04-1960    | 22-08-1980      | 30-04-2020         |
| 15          | Ganga                   | Bandhu             | Sweeper     | Permanent         | 3/6/1958      | 24-05-1978      | 31-05-2018         |
| 16          | Kalyati                 | Kaxaman            | Sweeper     | Permanent         | 15-04-1961    | 4/9/1980        | 30-04-2021         |
| 17          | Jaibun                  | Kudarat            | Sweeper     | Permanent         | 15-02-1957    | 4/9/1980        | 28-02-2017         |
| 18          | Hiramani Devi           | Manikchand         | Sweeper     | Permanent         | 2/9/1960      | 17-12-1987      | 30-09-2020         |
| 19          | Basawa                  | Musan              | Sweeper     | Permanent         | 15-04-1958    | 4/9/1980        | 30-04-2018         |
| 20          | Suresh                  | Charitar           | Sweeper     | Permanent         | 13-08-1959    | 22-08-1980      | 30-06-2019         |
| 21          | Ramswarup Ram           | Dukhan Ram         | Sweeper     | Permanent         | 31-03-1961    | 17-01-1987      | 30-04-2019         |
| 22          | Ramswarup               | Mangar             | Sweeper     | Permanent         | 23-04-1959    | 24-05-1978      | 31-05-2018         |
| 23          | Bhagwan Das             | Deonath Ram        | Sweeper     | Permanent         | 15-07-1961    | 15-02-1986      | 30-04-2028         |
| 24          | Niranjan Ram            | Deoakti            | Sweeper     | Permanent         | 15-04-1968    | 24-12-1987      | 30.06.2020         |
| 25          | Subhash                 | Jageshwar          | Sweeper     | Permanent         | 16-06-1960    | 24-05-1978      | 31-05-2018         |
| 26          | Arjun                   | Babulal            | Sweeper     | Permanent         | 10/6/1958     | 24-05-1978      | 31-05-2018         |
| 27          | Rukamuni Devi           | Mangar             | Sweeper     | Permanent         | 18-04-1959    | 5/2/1986        | 30-04-2019         |
| 28          | Rambali                 | Bulakan            | Sweeper     | Permanent         | 1/7/1960      | 22-08-1980      | 30-06-2020         |
| 29          | Sacawatiya              | Nathun             | Sweeper     | Permanent         | 15-09-1961    | 17-02-1982      | 30-09-2021         |
| 30          | Suresh                  | Badari             | Sweeper     | Permanent         | 4/1/1958      | 16-06-1978      | 31-01-2018         |
| 31          | Beghu Ravidas           | Bhagirath Ravidas  | Sweeper     | Permanent         | 15-06-1960    | 24-05-1978      | 30-06-2020         |
| 32          | Khalil                  | Beni               | Sweeper     | Permanent         | 15-04-1960    | 17-12-1987      | 30-04-2020         |
| 33          | Bishwanath Mochi        | Ganga Mochi        | Sweeper     | Permanent         | 10/1/1958     | 1/6/1978        | 31-01-2018         |
| 34          | Ramjatan                | Mangar Manjhi      | Sweeper     | Permanent         | 15-03-1961    | 22-08-1980      | 31.03.2020         |
| 35          | Krishana                | Basant             | Sweeper     | Permanent         | 15-06-1960    | 22-08-1980      | 30-06-2020         |
| 36          | Krishana                | Jagdish            | Sweeper     | Permanent         | 15-06-1960    | 22-08-1980      | 30-06-2020         |
| 37          | Indal Dom               | Rangila Dom        | Sweeper     | Permanent         | 15-04-1959    | 17-12-1987      | 30-04-2019         |
| 38          | Saryu                   | Jageshwar          | Sweeper     | Permanent         | 25-05-1960    | 24-05-1978      | 31.05.2020         |
| 39          | Chanda                  | Lakkhan            | Sweeper     | Permanent         | 21-06-1961    | 24-05-1983      | 30-06-2021         |
| 40          | Suresh Ravidas          | Prasad Ravidas     | Sweeper     | Permanent         | 5/4/1960      | 24-05-1978      | 30-04-2020         |
| 41          | Sakuntal Das            | Karu das           | Sweeper     | Permanent         | 13-09-1962    | 22-08-1980      | 31.08.2020         |
| 42          | Dukhan Ram              | Rao Mochi          | Sweeper     | Permanent         | 15-12-1963    | 31-03-1987      | 31-12-2023         |
| 43          | Saldeo Yadov            | Ponchu Yadov       | Sweeper     | Permanent         | 15-10-1958    | 14-04-1983      | 31-10-2018         |

528



|     |                   |                   |         |           |            |            |            |
|-----|-------------------|-------------------|---------|-----------|------------|------------|------------|
| 44  | Shankar Yadow     | Raman Yadow       | Met     | Permanent | 15-02-1965 | 11/7/1983  | 28.02.2025 |
| 45  | Surendra Pd Singh | Ramratan singh    | Met     | Permanent | 30-08-1960 | 11/7/1983  | 31.08.2020 |
| 46  | Umesh             | Doman             | Sweepar | Permanent | 17-04-1960 | 31-03-1979 | 28.04.2020 |
| 47  | Tetari            | Punu              | Sweepar | Permanent | 3/9/1962   | 1/7/1981   | 30.09.2022 |
| 48  | Rukamuni Devi     | - Chandar         | Sweepar | Permanent | 15-05-1959 | 15-02-1981 | 31-05-2019 |
| 49  | Krishana Ram      | Basant Ram        | Sweepar | Permanent | 31-07-1958 | 3/13/1986  | 31-07-2018 |
| 50  | Gulabchand        | - Ramkrit         | Sweepar | Permanent | 3/7/1967   | 27-03-1987 | 31-03-2027 |
| 51  | Munu              | Saudagar Ram      | Sweepar | Permanent | 3/5/1962   | 4/9/1980   | 31.05.2022 |
| 52  | Samima            | ... Karami Miyan  | Sweepar | Permanent | 10/5/1957  | 23-06-1980 | 31-05-2017 |
| 53  | Sikandra          | Balkishun Ravidas | Sweepar | Permanent | 3/7/1957   | 24-05-1978 | 31-07-2017 |
| 54  | Gayanchand        | ... Mahadeo ...   | Sweepar | Permanent | 9/9/1958   | 18-02-1983 | 30-09-2018 |
| 55  | Charitar Ahuiyan  | Rambriksh Manjhi  | Sweepar | Permanent | 15-02-1965 | 29-11-1982 | 31.11.2024 |
| 56  | Hari              | ... Jethu ...     | Sweepar | Permanent | 13-02-1958 | 24-05-1978 | 28-02-2018 |
| 57  | Jageshwar Mochi   | Babulal Mochi     | Sweepar | Permanent | 3/5/1962   | 4/9/1980   | 30.05.2022 |
| 58  | Chandana          | Phagu             | Sweepar | Permanent | 6/6/1960   | 24-05-1978 | 31.05.2020 |
| 59  | Bishun            | Moti              | Sweepar | Permanent | 3/5/1958   | 7/6/1976   | 31.05.2018 |
| 60  | Ramswarup         | Soni              | Sweepar | Permanent | 18-03-1960 | 31-03-1979 | 31-03-2020 |
| 61  | Shivkumar         | Rajendra          | Sweepar | Permanent | 31-03-1964 | 7/2/1986   | 31-03-2024 |
| 62  | Arun Dom          | Umesh Dom         | Sweepar | Permanent | 31-07-1958 | 13-01-1983 | 31-07-2018 |
| 63  | Hira              | - Arjun           | Sweepar | Permanent | 2/5/1960   | 22-08-1980 | 31-05-2020 |
| 64  | Ramji             | Arjun Ram         | Sweepar | Permanent | 13-02-1959 | 4/9/1980   | 28-02-2019 |
| 65  | Shivkumar         | Bhukhlai Prasad   | Sweepar | Permanent | 15-06-1962 | 10/1/1983  | 30-06-2022 |
| 66  | Gauri Shankar     | Somar             | Sweepar | Permanent | 23-01-1960 | 24-05-1978 | 31.05.2020 |
| 67  | Chandawa          | Chandradeo        | Sweepar | Permanent | 25-05-1957 | 4/9/1981   | 31-05-2017 |
| 68  | Ramdas            | Charitar          | Sweepar | Permanent | 27-12-1961 | 23-06-1980 | 31.12.2021 |
| 69  | Dinanath Manjhi   | Sukhu Manjhi      | Sweepar | Permanent | 19-07-1962 | 31-12-1986 | 31-07-2022 |
| 70  | Sanjay Ram        | Laxman Ram        | Sweepar | Permanent | 20-07-1964 | 14-05-1983 | 31.07.2024 |
| 71  | Ratan             | Chulaban          | Sweepar | Permanent | 15-04-1960 | 31-03-1979 | 30.04.2020 |
| 72  | Rita              | Late Videshi      | Sweepar | Permanent | 25-05-1961 | 19-02-1986 | 31-05-2021 |
| 73  | Malik             | Nathun            | Sweepar | Permanent | 26-02-1960 | 4/9/1980   | 28-02-2020 |
| 74  | Phulchand         | Bundhu            | Sweepar | Permanent | 15-12-1960 | 1/2/1983   | 31-12-2020 |
| 75  | Shakunava         | Doman             | Sweepar | Permanent | 15-04-1962 | 24-12-1987 | 30-04-2022 |
| 76  | Chinta            | Ramesh            | Sweepar | Permanent | 15-08-1960 | 29-06-1981 | 31-08-2020 |
| 77  | Rajkumar          | Nanhak            | Sweepar | Permanent | 15-05-1959 | 24-05-1978 | 31-05-2018 |
| 78  | Lila              | Lebua Dom         | Sweepar | Permanent | 12/6/1962  | 22-08-1980 | 30-06-2020 |
| 79  | Krishana          | Radhe             | Sweepar | Permanent | 13-05-1960 | 24-05-1978 | 31-05-2018 |
| 80  | Nurjahan          | Md Fakir          | Sweepar | Permanent | 2/1/1962   | 8/1/1982   | 31-01-2022 |
| 81  | Rita Domin        | Chandrika         | Sweepar | Permanent | 1/9/1966   | 16-07-1983 | 31-07-2023 |
| 82  | Mos Tetari        | Late Gopal        | Sweepar | Permanent | 15-09-1964 | 9/12/1986  | 30-09-2024 |
| 83  | Gitawa            | Sarayu            | Sweepar | Permanent | 31-01-1964 | 17-01-1983 | 31-01-2024 |
| 84  | Lalan             | Hussaini          | Sweepar | Permanent | 13-09-1957 | 22-08-1980 | 30-09-2017 |
| 85  | Saryu Ram         | Prabhu            | Sweepar | Permanent | 13-03-1960 | 4/9/1980   | 31-03-2020 |
| 86  | Budhan Ram        | Lakhan Ram        | Sweepar | Permanent | 20-05-1960 | 4/9/1980   | 31-05-2020 |
| 87  | Shivan Das        | Panchu Das        | Sweepar | Permanent | 13-03-1959 | 31-03-1979 | 31-03-2019 |
| 88  | Arjun             | Puna              | Sweepar | Permanent | 11/5/1958  | 31-03-1979 | 31-05-2018 |
| 89  | Kameshwar Ravidas | Andhu Ravidas     | Sweepar | Permanent | 9/5/1960   | 24-05-1978 | 31-05-2020 |
| 90  | Arjun Ravidas     | Govind Ravidas    | Sweepar | Permanent | 18-05-1961 | 22-08-1980 | 31-08-2020 |
| 91  | Basant            | Rameshwar         | Sweepar | Permanent | 26-01-1960 | 24-05-1978 | 31-05-2018 |
| 92  | Sunita            | Sharda            | Sweepar | Permanent | 15-06-1962 | 17-12-1987 | 30-06-2022 |
| 93  | Ramchandra Manjhi | Ramkishun Manjhi  | Sweepar | Permanent | 21-03-1962 | 2/8/1980   | 31-08-2020 |
| 94  | Shivratan         | Jethu             | Sweepar | Permanent | 10/3/1960  | 24-05-1978 | 31-05-2018 |
| 95  | Purani Devi       | Shanlchar Basphor | Sweepar | Permanent | 20-06-1960 | 31-01-1986 | 30-06-2020 |
| 96  | Shobha            | Radhe Dom         | Sweepar | Permanent | 31-07-1960 | 15-07-1982 | 31-07-2020 |
| 97  | Kalandar          | Jethu             | Sweepar | Permanent | 6/4/1960   | 24-05-1978 | 31-05-2018 |
| 98  | Madan             | Prasad            | Sweepar | Permanent | 15-07-1962 | 22-08-1980 | 31-08-2020 |
| 99  | Baju Manjhi       | Nanhak Manjhi     | Sweepar | Permanent | 15-05-1966 | 27-12-1986 | 31-05-2026 |
| 100 | Champa Devi       | Ranjatan Ram      | Sweepar | Permanent | 15-06-1962 | 17-02-1982 | 28-02-2022 |
| 101 | Shanti            | Shanti Munni Lal  | Sweepar | Permanent | 15-10-1959 | 4/9/1980   | 31-10-2019 |
| 102 | Baliram           | Sham              | Sweepar | Permanent | 6/5/1958   | 4/9/1980   | 31-05-2018 |
| 103 | Doman Ram         | Durga Ram         | Sweepar | Permanent | 31-12-1958 | 17-01-1983 | 31-12-2018 |

192



|     |                   |                      |         |           |            |            |            |
|-----|-------------------|----------------------|---------|-----------|------------|------------|------------|
| 104 | Jawahir           | Bachu                | Sweepar | Permanent | 20-04-1962 | 22-08-1980 | 31-08-2020 |
| 105 | Chamalyra Basphor | Punama Basphor       | Sweepar | Permanent | 20-11-1956 | 15-07-1977 | 30-11-2016 |
| 106 | Amarika           | Bhagalu              | Sweepar | Permanent | 8/6/1980   | 22-08-1980 | 30-06-2020 |
| 107 | Raghu Bhuiyan     | Atwar Bhuiyan        | Sweepar | Permanent | 31-03-1960 | 18-08-1981 | 31-03-2020 |
| 108 | Krishana          | Tetar                | Sweepar | Permanent | 20-06-1962 | 8/11/1985  | 30-06-2022 |
| 109 | Latan Ram         | Samant Ram           | Sweepar | Permanent | 20-11-1964 | 12/11/1982 | 30-11-2022 |
| 110 | Ishwar Basphor    | Late Babulal Basphor | Sweepar | Permanent | 5/3/1964   | 31-12-1986 | 31-03-2024 |
| 111 | Amrit Ram         | Dukhi Ram            | Sweepar | Permanent | 24-04-1959 | 22-07-1980 | 30-04-2019 |
| 112 | Indradeo          | Jageshwar            | Sweepar | Permanent | 7/4/1959   | 4/9/1980   | 30-04-2019 |
| 113 | Surendra Ram      | Lakhan Ram           | Sweepar | Permanent | 31-07-1958 | 10/1/1983  | 31-07-2018 |
| 114 | Dinesh Ram        | Chhakkan Ram         | Sweepar | Permanent | 15-06-1963 | 9/9/1985   | 30-06-2023 |
| 115 | Rajkumar          | Rumali               | Sweepar | Permanent | 30-05-1961 | 31-03-1979 | 31-03-2019 |
| 116 | Suresh Ravidas    | Babulgi Ravidas      | Sweepar | Permanent | 3/5/1960   | 24-05-1978 | 31-05-2018 |
| 117 | Shayam Ram        | Sadhu Ram            | Sweepar | Permanent | 25-06-1961 | 14-02-1983 | 30-06-2021 |
| 118 | Rampit Ram        | Durgi Ram            | Sweepar | Permanent | 15-03-1956 | 22-07-1980 | 31-03-2016 |
| 119 | Shival Ram        | Mahavir Ram          | Sweepar | Permanent | 15-04-1962 | 4/9/1980   | 30-09-2020 |
| 120 | Jagdish Ram       | Butta Ram            | Sweepar | Permanent | 31-07-1960 | 27-09-1986 | 31-07-2020 |
| 121 | Bhola             | Babulal Dom          | Sweepar | Permanent | 19-06-1962 | 30-03-1982 | 30-06-2022 |
| 122 | Gita              | Bujhawan Dom         | Sweepar | Permanent | 15-03-1960 | 22-08-1980 | 31-03-2020 |
| 123 | Ashok Dom         | Late Mangal Dom      | Sweepar | Permanent | 31-03-1960 | 29-10-1986 | 31-03-2020 |
| 124 | Gita Kumari       | Late Basant Dom      | Sweepar | Permanent | 15-10-1988 | 28-08-2010 | 3/10/2048  |
| 125 | Ranjit            | Late Ranjan          | Sweepar | Permanent | 21-08-1987 | 27-08-2010 | 31-08-2047 |
| 126 | Mos Basanti       | Mishri               | Sweepar | Permanent | 25-05-1975 | 30-08-2010 | 31-05-2035 |
| 127 | Bupa Domin        | Late Champa Devi     | Sweepar | Permanent | 25-09-1980 | 27-08-2010 | 30-09-2040 |
| 128 | Munni Domin       | Late Jitija Devi     | Sweepar | Permanent | 20-06-1965 | 25-08-2010 | 30-06-2025 |
| 129 | Sanjay Ram        | Late Shakil Devi     | Sweepar | Permanent | 10/12/1985 | 27-08-2010 | 28-02-2045 |
| 130 | Kanva Dom         | Bhuiyan Dom          | Sweepar | Permanent | 15-06-1989 | 28-08-2010 | 30-06-2049 |
| 131 | Mos Kanti Devi    | Arjun Dom            | Sweepar | Permanent | 25-03-1975 | 27-08-2010 | 31-03-2035 |
| 132 | Lala Ram          | Anarva Domin         | Sweepar | Permanent | 20-05-1985 | 27-08-2010 | 31-05-2045 |
| 133 | Debnanti Devi     | Late Prakash Manjhi  | Sweepar | Permanent | 20-08-1975 | 30-08-2010 | 31-08-2035 |
| 134 | Mos Pango         | Udit Ram             | Sweepar | Permanent | 20-04-1970 | 30-08-2010 | 31-08-2035 |
| 135 | Rambali Dom       | Babu Chand Ram       | Sweepar | Permanent | 20-05-1984 | 27-08-2010 | 31-05-2044 |
| 136 | Vijay Dom         | Jirawa Devi          | Sweepar | Permanent | 20-08-1983 | 28-08-2010 | 31-08-2043 |
| 137 | Subedar Dom       | Phulawa Devi         | Sweepar | Permanent | 31-08-1985 | 28-08-2010 | 31-08-2045 |
| 138 | Pradip Kumar      | Tuntun Basphor       | Sweepar | Permanent | 18-10-1983 | 28-08-2010 | 31-10-2033 |
| 139 | Munna Dom         | Pachiya Domin        | Sweepar | Permanent | 20-10-1991 | 30-08-2010 | 31-08-2050 |
| 140 | Ganauri Manjhi    | Moti Manjhi          | Sweepar | Permanent | 21-08-1985 | 27-08-2010 | 31-08-2045 |
| 141 | Mos Sarbj         | Chandrika            | Sweepar | Permanent | 18-10-1975 | 30-08-2010 | 31-10-2035 |
| 142 | Shital Devi       | Muona                | Sweepar | Permanent | 15-10-1975 | 28-08-2010 | 31-10-2035 |
| 143 | Jitendra Das      | Gonga Das            | Sweepar | Permanent | 19-06-1986 | 30-08-2010 | 30-06-2046 |
| 144 | Prakash Manjhi    | Late Ramda Manjhi    | Sweepar | Permanent | 1/1/1982   | 25-08-2010 | 31-12-2041 |
| 145 | Rajesh Ram        | Late Bechani         | Sweepar | Permanent | 15-10-1985 | 30-08-2010 | 31-10-2045 |
| 146 | Mahadeo Manjhi    | Late Kara Manjhi     | Sweepar | Permanent | 20-05-1981 | 27-08-2010 | 31-05-2041 |
| 147 | Sanjay Ram        | Sonmatiya            | Sweepar | Permanent | 25-05-1982 | 28-08-2010 | 31-05-2042 |
| 148 | Pintu Kumar       | Naresh               | Sweepar | Permanent | 21-08-1988 | 27-08-2010 | 31-08-2048 |
| 149 | Rajesh Ram        | Basamatiya           | Sweepar | Permanent | 15-02-1990 | 30-08-2010 | 31-07-2050 |
| 150 | Rohit Kumar       | Haricharan           | Sweepar | Permanent | 15-07-1989 | 30-08-2010 | 31-07-2049 |
| 151 | Puja Kumari       | Mukta                | Sweepar | Permanent | 20-11-1988 | 25-08-2010 | 31-11-2048 |
| 152 | Gopal Dom         | Samphulwa            | Sweepar | Permanent | 15-06-1975 | 25-08-2010 | 30-06-2035 |
| 153 | Ramdas Ram        | Bhuaini              | Sweepar | Permanent | 21-08-1980 | 30-08-2010 | 31-08-2040 |
| 154 | Kaitash Das       | Tulasi               | Sweepar | Permanent | 15-02-1979 | 28-08-2010 | 28-02-2039 |
| 155 | Raju Basphor      | Baugbi               | Sweepar | Permanent | 25-07-1984 | 28-08-2010 | 31-07-2044 |
| 156 | Raju Manjhi       | Rupan Manjhi         | Sweepar | Permanent | 15-07-1970 | 27-08-2010 | 31-07-2030 |
| 157 | Krishana Kumar    | Sarsatiya            | Sweepar | Permanent | 25-05-1-83 | 30-08-2010 | 31-05-2043 |
| 158 | Ranjan Kumar      | Raju Raut            | Sweepar | Permanent | 2/5/1991   | 30-08-2010 | 31-08-2050 |
| 159 | Ajay Kumar        | Lalchand Ram         | Sweepar | Permanent | 19-06-1984 | 23-08-2010 | 30-06-2044 |
| 160 | Ramesh Kumar Ram  | Ganesh Ram           | Sweepar | Permanent | 20-10-1992 | 27-08-2010 | 31-08-2050 |
| 161 | Dipak Ravidas     | Sitaram Ravidas      | Sweepar | Permanent | 5/5/1984   | 23-08-2010 | 31-05-2044 |
| 162 | Chandrashekhar    | Sitwa Devi           | Sweepar | Permanent | 20-10-1975 | 25-08-2010 | 31-10-2035 |
| 163 | Raju Kumar        | Chhathu Ram          | Sweepar | Permanent | 31-08-1985 | 30-08-2010 | 31-08-2045 |

172



|     |                  |                  |             |           |            |            |            |
|-----|------------------|------------------|-------------|-----------|------------|------------|------------|
| 164 | Indu Domin       | Lakhan           | Sweepar     | Permanent | 25-11-1981 | 31-08-2010 | 30-11-2041 |
| 165 | Malati           |                  | Sweepar     | Permanent |            |            |            |
| 166 | Sushila          |                  | Sweepar     | Permanent |            |            |            |
| 167 | Mahendra Ram     | Late Raghu       | Sweepar     | Permanent | 12/11/1978 | 23-07-1998 | 31-07-2038 |
| 168 | Dhano            | Late Radhe       | Sweepar     | Permanent | 3/7/1978   | 7/9/1998   | 31-07-2038 |
| 169 | Sanjay Kumar     |                  | Sweepar     | Permanent | 25-12-1978 | 29-04-1998 | 30-04-2038 |
| 170 | Sonama           | Late Jagesh      | Sweepar     | Permanent | 15-09-1957 | 14-07-1995 | 30-09-2017 |
| 171 | Ashok Kumar      | Late Mahavir     | Sweepar     | Permanent | 15-05-1966 | 2/4/1998   | 30-04-2026 |
| 172 | Nehari           | Late Panchu      | Sweepar     | Permanent | 1/1/1969   | 8/7/1995   | 31-12-2028 |
| 173 | Manoj            | Late Doman       | Sweepar     | Permanent | 23-07-1978 | 7/9/1998   | 31-07-2038 |
| 174 | Rukaminiya       | Late Goga        | Sweepar     | Permanent | 3/2/1970   | 7/9/1998   | 31-07-2030 |
| 175 | Virendra Ram     | Late Ramchandra  | Sweepar     | Permanent | 3/7/1973   | 7/9/1998   | 31-07-2033 |
| 176 | Dipak Kumar      | Late Chandrika   | Sweepar     | Permanent | 26-04-1974 | 4/7/1995   | 30-04-2034 |
| 177 | Sunil            | Late Vajir       | Sweepar     | Permanent | 1/1/1966   | 14-07-1995 | 31-12-2025 |
| 178 | Mala             | Late Vind Kumar  | Sweepar     | Permanent | 15-01-1967 | 14-07-1995 | 31-01-2027 |
| 179 | Durga Ram        | Late Khublal     | Sweepar     | Permanent | 9/7/1980   | 7/9/1998   | 30-09-2038 |
| 180 | Yogendra         | Late Ashok       | Sweepar     | Permanent | 17-08-1978 | 19-12-1998 | 31-08-2038 |
| 181 | Amar Kumar       |                  | Sweepar     | Permanent | 30-06-1974 | 14-07-1995 | 30-06-2034 |
| 182 | Rajkumar         | Late Jagdish     | Sweepar     | Permanent | 15-02-1979 | 7/9/1998   | 30-09-2038 |
| 183 | Sitaram          | Late Munshi      | Sweepar     | Permanent | 5/4/1967   | 29-12-1998 | 30-04-2027 |
| 184 | Manoj            | Late Prabhu      | Sweepar     | Permanent | 10/10/1972 | 2/4/1998   | 31-10-2032 |
| 185 | Pappu            | Late Garib       | Sweepar     | Permanent | 3/7/1980   | 7/9/1998   | 30-09-2038 |
| 186 | Uday             | Late Gopal       | Sweepar     | Permanent | 20-06-1982 | 26-12-1998 | 31-12-2038 |
| 187 | Rajendra         | Late Prasad      | Sweepar     | Permanent | 25-12-1970 | 28-12-1998 | 31-12-2030 |
| 188 | Sanjay Ram       | Late Halchal     | Sweepar     | Permanent | 9/2/1973   | 7/9/1998   | 28-02-2033 |
| 189 | Milan            | Late Musan       | Sweepar     | Permanent | 15-04-1969 | 7/9/1998   | 30-04-2029 |
| 190 | Jakanawa         | Late Ganga       | Sweepar     | Permanent | 3/7/1978   | 7/9/1998   | 31-07-2038 |
| 191 | Puja             | Late Govind      | Sweepar     | Permanent | 25-05-1979 | 28-12-1998 | 31-12-2038 |
| 192 | Jiwan            | Late Sukhadeo    | Sweepar     | Permanent | 1/4/1974   | 7/9/1998   | 30-04-2034 |
| 193 | Kameshwar        | Late Vilas       | Sweepar     | Permanent | 28-02-1979 | 26-12-1998 | 31-12-2038 |
| 194 | Uramila          | Late Arjun       | Sweepar     | Permanent | 15-04-1970 | 7/9/1998   | 30-04-2030 |
| 195 | Munni            | Late Nanihak     | Sweepar     | Permanent | 15-04-1966 | 7/9/1998   | 30-04-2026 |
| 196 | Arjun            | Late Babulal     | Sweepar     | Permanent | 12/8/1974  | 7/9/1998   | 31-08-2034 |
| 197 | Rinku Kumari     | Lt. Gudiya Devi  | Safai karmi | Permanent | 25.10.89   | 20.10.11   | 31.10.49   |
| 198 | Urmila Devi      | Lt. Anil         | Safai karmi | Permanent |            | 20.10.11   |            |
| 199 | Surash Ram       | Lt. Mahesh Ram   | Safai karmi | Permanent | 10.05.81   | 20.10.11   | 31.05.41   |
| 200 | Sanjay Dom       | Lt. Bhondu       | Safai karmi | Permanent |            | 20.10.11   |            |
| 201 | Laxman Kumar     | Lt. Kuldeep      | Safai karmi | Permanent | 08.11.90   | 20.10.11   | 30.11.50   |
| 202 | Munni Devi       | Lt. Pun          | Safai karmi | Permanent |            | 20.10.11   |            |
| 203 | Alkariya Devi    | Lt. Murari Ram   | Safai karmi | Permanent | 01.01.76   | 20.10.11   | 31.12.35   |
| 204 | Rampravsh Kr Das | Lt. Bigan        | Safai karmi | Permanent | 20.10.84   | 20.10.11   | 31.10.44   |
| 205 | Dulwa Devi       | Lt. Subhagiya    | Safai karmi | Permanent | 03.03.82   | 29.02.2016 | 31.03.42   |
| 206 | Tuntun Dom       | Lt. Kailash Dom  | Safai karmi | Permanent | 02.03.89   | 29.02.2016 | 31.03.49   |
| 207 | Santosh Kumar    | Lt. Vijay Dom    | Safai karmi | Permanent | 03.03.94   | 29.02.2016 | 31.03.54   |
| 208 | Sunil Dom        | Lt. Raj Kurrar   | Safai karmi | Permanent | 02.03.96   | 29.02.2016 | 31.03.56   |
| 209 | Pawan Kumar      | Lt. Mahavir Ram  | Safai karmi | Permanent | 03.03.90   | 29.02.2016 | 31.03.50   |
| 210 | Rajkumar Manjhi  | Lt. Pradip       | Safai karmi | Permanent | 02.03.82   | 29.02.2016 | 31.03.42   |
| 211 | Karma Dom        | Lt. Nandwa       | Safai karmi | Permanent | 02.03.98   | 29.02.2016 | 31.03.58   |
| 212 | Sushila Devi     | Lt. Devnarayan   | Safai karmi | Permanent | 03.03.86   | 29.02.2016 | 31.03.46   |
| 213 | Md Kalim         | Lt. Mahajan      | Safai karmi | Permanent | 02.03.84   | 29.02.2016 | 31.03.44   |
| 214 | Yikky Ram        | Lt. Sednawa      | Safai karmi | Permanent | 02.03.80   | 29.02.2016 | 31.03.40   |
| 215 | Gita Devi        | Lt. Munna        | Safai karmi | Permanent | 03.03.91   | 29.02.2016 | 31.03.51   |
| 216 | Raju Ram         | Lt. Bhagwan      | Safai karmi | Permanent | 02.03.91   | 29.02.2016 | 31.03.51   |
| 217 | Premi Devi       | Lt. Umesh Prasad | Safai karmi | Permanent | 03.03.81   | 29.02.2016 | 31.03.41   |
| 218 | Jitendra Manjhi  | Lt. Gopal Manjhi | Safai karmi | Permanent | 03.03.92   | 29.02.2016 | 31.03.52   |

25



|     |                  |                     |             |           |            |            |            |
|-----|------------------|---------------------|-------------|-----------|------------|------------|------------|
| 219 | Mukesh Kumar     | Lt Rajendra Ravidas | Safai karmi | Permanent | 03.03.91   | 29.02.2016 | 31.03.51   |
| 220 | Ramsevak Ravidas | Lt. Doman Das       | Safai karmi | Permanent | 17.08.92   | 29.02.2016 | 31.03.52   |
| 221 | Sanjay Kumar     | Lt. Lalwa           | Safai karmi | Permanent | 03.03.83   | 29.02.2016 | 31.03.43   |
| 222 | Devnath Ram      | Lt. Kamli           | Safai karmi | Permanent | 03.03.94   | 29.02.2016 | 31.03.54   |
| 223 | Bablu Ram        | Lt. Shanti.Devi     | Safai karmi | Permanent | 03.03.80   | 29.02.2016 | 31.03.40   |
| 224 | Sarswati kumari  | Lt. Girja Manjhi    | Safai karmi | Permanent | 03.03.93   | 29.02.2016 | 31.03.53   |
| 225 | Shankar Manjhi   | Lt. Doman Manjhi    | Safai karmi | Permanent | 03.03.92   | 29.02.2016 | 31.03.52   |
| 226 | Chhotu Kumar     | Lt. Arjun           | Safai karmi | Permanent | 03.03.97   | 29.02.2016 | 31.03.57   |
| 227 | Umash kr Manjhi  | Lt. Kailash Manjhi  | Safai karmi | Permanent | 03.03.86   | 29.02.2016 | 31.03.46   |
| 228 | Nanka Kumar      | Lt. Bhagwan Das     | Safai karmi | Permanent | 02.03.94   | 29.02.2016 | 31.03.54   |
| 229 | Gayatri Kumari   | Lt. Shakun Devi     | Safai karmi | Permanent | 02.03.94   | 29.02.2016 | 31.03.54   |
| 230 | Prakash Kumar    | Lt. Nandlal         | Safai karmi | Permanent | 02.03.94   | 29.02.2016 | 31.03.54   |
| 231 | Dulari Devi      | Lt. Kallu Das       | Safai karmi | Permanent | 02.03.73   | 29.02.2016 | 31.03.33   |
| 232 | Kanwar Lal Dom   | Lt. Gita            | Safai karmi | Permanent | 02.03.96   | 29.02.2016 | 31.03.56   |
| 233 | Nirya Devi       | Lt. Dasrath Paswan  | Safai karmi | Permanent | 15.06.1966 | 08.02.1994 | 28.02.2026 |

*[Signature]*  
 नगर आयुक्त  
 गया नगर निगम

*[Signature]*  
 11/2/17  
 कार्यालय अधीक्षक  
 गया नगर निगम

*[Signature]*  
 नगर आयुक्त  
 गया नगर निगम



**Name of the Officers, staffs and contact no with date of Joining And retirement:- (GRDA)**

| S.N. | NAME OF Officers/ STAFF  | DESIGNATION      | NATURE OF SERVICE | Qualification   | Date of Birth | DATE OF JOINING | DATE OF RETIREMENT |
|------|--------------------------|------------------|-------------------|-----------------|---------------|-----------------|--------------------|
| 1    | Sri Gautam Kumar         | Account Officer  | Permanent         | M.Com (Hon.)    | 16.03.1971    | 12.09.1994      | 31.03.2031         |
| 2    | Sri Ajay Kumar Singh     | Juniour Engineer | Permanent         | Degree Engineer | 12.02.1960    | 09.09.1994      | 28.02.2020         |
| 3    | Sri Akshay Kumar         | Juniour Engineer | Permanent         | Degree Engineer | 30.06.1959    | 09.09.1994      | 30.06.2019         |
| 4    | Sri Kishor Prasad        | Juniour Engineer | Permanent         | Diploma         | 10.07.1966    | 12.09.1994      | 31.07.2026         |
| 5    | Sri Devnandan Prasad     | Juniour Engineer | Permanent         | Diploma         | 15.01.1965    | 12.09.1994      | 31.01.2025         |
| 6    | Sri Manoj Kumar          | Juniour Engineer | Permanent         | Degree Engineer | 24.05.1963    | 09.09.1994      | 31.05.2023         |
| 7    | Sri Binod Prasad         | Juniour Engineer | Permanent         | Diploma         | 11.10.1963    | 09.09.1994      | 31.10.2023         |
| 8    | Sri Dinkar Prasad        | Juniour Engineer | Permanent         | Diploma         | 05.01.1965    | 12.09.1994      | 31.01.2025         |
| 9    | Sri Umesh Prasad         | Juniour Engineer | Permanent         | Degree Engineer | 08.12.1957    | 09.09.1994      | 31.12.2017         |
| 10   | Sri Shalendra Kr Sinha   | Juniour Engineer | Permanent         | Degree Engineer | 23.12.1964    | 12.09.1994      | 31.12.2024         |
| 11   | Sri Eranshis Barla       | Juniour Engineer | Permanent         | Diploma         | 05.01.1970    | 12.09.1994      | 31.01.2030         |
| 12   | Sri Dharmendra Kumar     | Juniour Engineer | Permanent         | Diploma         | 05.02.1969    | 13.09.1994      | 28.02.2029         |
| 13   | Sri Jaiprakash Singh     | Juniour Engineer | Permanent         | Diploma         | 09.01.1961    | 12.09.1994      | 31.01.2021         |
| 14   | Sri Subodh Kumar Sing    | Juniour Engineer | Permanent         | Degree Engineer | 04.09.1964    | 12.09.1994      | 30.09.2024         |
| 15   | Sri Sunil Pandey         | Head Assitant    | Permanent         | Graduate        | 02.02.1964    | 19.03.1994      | 28.02.2024         |
| 16   | Sri Rajkumar Pd Singh    | Assistant        | Permanent         | Graduate        | 19.09.68      | 14.09.94        | 30.09.28           |
| 17   | Sri Rajkishor Pd Mandal  | Assistant        | Permanent         | Graduate        | 10.01.64      | 12.09.94        | 31.01.24           |
| 18   | Smt Nirmaia Kumari       | Assistant        | Permanent         | Graduate        | 04.07.74      | 12.09.94        | 31.07.34           |
| 19   | Smt Ragni Kashyap        | Assistant        | Permanent         | Inter           | 18.08.69      | 12.09.94        | 31.08.29           |
| 20   | Smt Kiran Kumari 1       | Assistant        | Permanent         | Inter           | 03.04.75      | 13.09.94        | 30.09.34           |
| 21   | Smt Kiran Kumari 2       | Assistant        | Permanent         | Graduate        | 04.01.71      | 13.09.94        | 31.01.31           |
| 22   | Sri Sita Ram             | Assistant        | Permanent         | Matric          | 16.01.73      | 12.09.94        | 31.01.33           |
| 23   | Sri Ramkrishan Pintu     | Assistant        | Permanent         | Inter           | 11.09.64      | 14.09.94        | 30.09.24           |
| 24   | Sri Ganeshwar Prasad     | Assistant        | Permanent         | M.A.            | 30.12.67      | 12.09.94        | 31.12.27           |
| 25   | Sri Kanak Kumar          | Assistant        | Permanent         | Graduate        | 01.01.66      | 12.09.94        | 31.12.25           |
| 26   | Sri Rou Dineshpandan Roy | Assistant        | Permanent         | Graduate        | 02.01.71      | 13.09.94        | 31.01.31           |
| 27   | Sri Narendra Kumar       | Assistant        | Permanent         | M.A.            | 15.08.67      | 12.09.94        | 31.08.27           |
| 28   | Sri Abadhkishor Kumar    | Assistant        | Permanent         | Graduate        | 04.01.71      | 12.09.94        | 31.01.31           |
| 29   | Sri Umesh Kr yadvendu    | Assistant        | Permanent         | Graduate        | 18.01.62      | 14.06.01        | 31.01.22           |
| 30   | Sri Hareram Roy          | Assistant        | Permanent         | M.A.            | 12.11.65      | 12.09.94        | 30.11.25           |
| 31   | Sri Birendra Kr Singh    | Typist           | Permanent         | M.A.            | 04.04.64      | 12.09.94        | 30.04.24           |
| 32   | Smt Abha Kumari          | Typist           | Permanent         | Graduate        | 03.02.67      | 13.09.94        | 28.02.27           |
| 33   | Sri Ajeet Kumar          | Anurekhak        | Permanent         | Diploma         | 10.07.66      | 13.09.94        | 31.07.26           |
| 34   | Sri Arun Kumar           | Anurekhak        | Permanent         | Matric          | 10.02.76      | 13.09.94        | 30.09.34           |
| 35   | Sri Rakesh Bihari        | Amin             | Permanent         | Inter           | 10.07.69      | 12.09.94        | 31.07.29           |
| 36   | Sri Avdesh Kr Singh      | Neel Chitrak     | Permanent         | Matric          | 10.12.61      | 15.04.80        | 31.12.21           |
| 37   | Sri Gautam Kr Rout       | Driver           | Permanent         | Sixth           | 13.03.68      | 17.12.88        | 31.03.28           |
| 38   | Sri Arun Kr Singh        | Driver           | Permanent         | Matric          | 11.01.68      | 08.09.89        | 31.01.28           |
| 39   | Sri Trilokinath Yadav    | Peon             | Permanent         | Matric          | 25.05.73      | 13.09.94        | 31.05.33           |
| 40   | Sri Uday Kumar           | Peon             | Permanent         | Matric          | 21.12.68      | 12.09.94        | 31.12.28           |
| 41   | Sri Dipak Prasad         | Peon             | Permanent         | Ninth           | 20.05.69      | 23.09.91        | 31.05.29           |
| 42   | Sri Pramod Kr Sinha      | Peon             | Permanent         | Matric          | 15.03.73      | 12.09.94        | 31.03.33           |
| 43   | Sri Surendra Kumar       | Peon             | Permanent         | Matric          | 01.01.69      | 13.09.94        | 31.12.28           |
| 44   | Sri sudhir Pd Singh      | Peon             | Permanent         | Matric          | 15.10.68      | 12.09.94        | 31.10.28           |
| 45   | Sri Santosh Kumar        | Peon             | Permanent         | Matric          | 02.07.76      | 14.09.94        | 30.09.34           |
| 46   | Sri Mumdrika Ram         | Peon             | Permanent         | Matric          | 15.01.63      | 13.09.94        | 31.01.23           |
| 47   | Sri Shashikant Kumar     | Peon             | Permanent         | Matric          | 27.11.69      | 12.09.94        | 30.11.23           |
| 48   | Sri Kanaklata            | Peon             | Permanent         | Inter           | 01.01.71      | 12.09.94        | 31.12.30           |
| 49   | Sri Ranjit Mochi         | Peon             | Permanent         | Matric          | 02.03.71      | 12.09.94        | 31.03.31           |

09



|    |                       |                  |           |        |            |          |          |
|----|-----------------------|------------------|-----------|--------|------------|----------|----------|
| 50 | Sri Nandkishor Kumar  | Peon             | Permanent | Matric | 01.01.73   | 12.09.94 | 31.12.32 |
| 51 | Sri Imteyaz Ahmad     | Peon             | Permanent | Matric | 03.01.71   | 12.09.94 | 31.01.31 |
| 52 | Sri Dinesh Kumar      | Peon             | Permanent | Matric | 12.02.69   | 12.09.94 | 28.02.29 |
| 53 | Sri Ravindra Kumar    | Peon             | Permanent | Matric | 02.01.69   | 13.09.94 | 31.01.29 |
| 54 | Sri Bideshi Prasad    | Peon             | Permanent | Matric | 02.07.76   | 14.09.94 | 30.09.34 |
| 55 | Sri Surendra Prasad   | Peon             | Permanent | Matric | 04.02.65   | 12.09.94 | 26.02.25 |
| 56 | Sri Nandkishor Yadav  | Peon             | Permanent | Matric | 05.10.77   | 02.08.97 | 31.08.37 |
| 57 | Sri Sidheshwar Prasad | Peon             | Permanent | Matric | 08.10.63   | 12.09.94 | 31.10.23 |
| 58 | Sri Devanand Singh    | Peon             | Permanent | Eighth | 16.05.63   | 01.09.82 | 31.05.23 |
| 59 | Sri Guddu Kr Paswan   | Knight Guard     | Permanent | Matric | 11.10.88   | 19.08.10 | 31.10.48 |
| 60 | Sri Shambhu Yadav     | Chain man        | Permanent | Matric | 25.05.83   | 28.02.04 | 31.05.43 |
| 61 | Sri Dharmendra Kumar  | Chain man        | Permanent | Matric | 11.07.73   | 28.02.04 | 37.07.33 |
| 62 | Sri Sanjay Saw        | Mali             | Permanent | Eighth | 09.12.71   | 14.09.94 | 31.12.31 |
| 63 | Sri suresh Pd Sharma  | Daftari          | Permanent | Matric | 05.09.60   | 12.09.94 | 30.09.20 |
| 64 | Sri Ashok Kumar Singh | Peon             | Permanent | Matric | 27.11.1962 | 01.09.82 | 30.11.22 |
| 65 | Sri Rohit Kumar       | Lt. Dinesh Kumar | Permanent |        | 07.02.93   | 29.02.16 | 28.02.53 |
| 66 | Sri Binod Kumar       | Lt. Ram Prasad   | Permanent |        | 15.03.91   | 29.02.16 | 31.03.51 |

*S. Singh*  
 प्रधान सहायक  
 नगर निगम

*S. Singh*  
 कार्यालय अधीक्षक  
 गया नगर निगम

*- P. Singh*  
 नगर आयुक्त  
 गया नगर निगम

61




**Name of the staffs with date of Joining And retirement of water Board :-**


| SL N | NAME OF Officers/ STAFF    | DESIGNATON         | NATURE OF SERVICE | Qualification | Date of Birth | DATE OF JOINING | DATE OF RETIREMAENT |
|------|----------------------------|--------------------|-------------------|---------------|---------------|-----------------|---------------------|
| 1    | Sri Rakesh Kumar           | Executive Engineer | Permanent         | Degree holder | 15-12-1968    | 3/2/1993        | 31-12-2028          |
| 2    | Sri Birendra Kumar         | Assistant          | Permanent         |               | 16-03-1983    | 16-08-2010      | 31-03-2043          |
| 3    | Md. Saroj Uddin            | Head Typist        | Permanent         |               | 5/2/1964      | 15-11-1983      | 4/2/2024            |
| 4    | Smt. Lalati Kumari         | Peon               | Permanent         |               | 6/10/1985     | 16-08-2010      | 31-10-2045          |
| 5    | Sri Mithalesh Kumar Singh  | Assistant          | Permanent         |               | 2/12/1958     | 11/4/1983       | 31-12-2018          |
| 6    | Sri Siyaram Singh          | Watch Man          | Permanent         |               | 3/11/1959     | 28-11-1989      | 30-11-2019          |
| 7    | Sri Bindeshwar Prasad      | Watch Man          | Permanent         |               | 29-01-1961    | 25-04-1981      | 31-01-2021          |
| 8    | Sri Amarendra Kumar Sinha  | Watch Man          | Permanent         |               | 20-10-1973    | 16-08-2010      | 31-10-2033          |
| 9    | Sri Dinesh Yadav           | Watch Man          | Permanent         |               | 5/7/1981      | 16-08-2010      | 31-07-2041          |
| 10   | Sri Jitendra Mallah        | Watch Man          | Permanent         |               | 5/7/1968      | 6/4/1998        | 30-07-2028          |
| 11   | Sri Arjun Prasad           | Telephone Operter  | Permanent         |               | 5/7/1964      | 16-12-1982      | 31-7-2024           |
| 12   | Sri Chandra Dev Prasad     | Water Inspector    | Permanent         |               | 29-12-1961    | 25-06-1979      | 31-12-2021          |
| 13   | Md. Alamgir Khan           | Key Man            | Permanent         |               | 5/8/1957      | 7/7/1977        | 31-08-2017          |
| 14   | Sri Mungeshwar             | Key Man            | Permanent         |               | 11/6/1959     | 13-03-1981      | 30-06-2019          |
| 15   | Sri Teju Yadav             | Key Man            | Permanent         |               | 16/5/1978     | 2/1/1960        | 31-01-2020          |
| 16   | Sri Mahesh Prasad          | Key Man            | Permanent         |               | 30-06-1918    | 25-04-1981      | 30-06-2018          |
| 17   | Sri Brij Singh             | Key Man            | Permanent         |               | 4/3/1958      | 1/8/1981        | 31-03-2018          |
| 18   | Sri Rajendra Kumar Yadav   | Key Man            | Permanent         |               | 30-01-1958    | 2/12/1983       | 30-01-2018          |
| 19   | Sri Rajendra Paswan        | Key Man            | Permanent         |               | 18-09-1957    | 25-04-1981      | 31-09-2017          |
| 20   | Maso Radha Devi            | Key Man            | Permanent         |               | 4/10/1965     | 6/4/1998        | 31-10-2025          |
| 21   | Sri Rama Pande             | Key Man            | Permanent         |               | 29-01-1961    | 6/4/1998        | 31-01-2021          |
| 22   | SMT. Mina Devi             | Key Man            | Permanent         |               | 5/2/1966      | 10/4/1999       | 28-02-2026          |
| 23   | Sri Sri Kant Singh         | Key Man            | Permanent         |               | 18-06-1958    | 6/1/1982        | 30-06-2018          |
| 24   | Sri Dilip Kumar            | Key Man            | Permanent         |               | 12/5/1970     | 30-12-2005      | 31-08-2025          |
| 25   | Sri Ashok Sharma           | Lohar Mistri       | Permanent         |               | 5/10/1962     | 31-05-1983      | 31-10-2022          |
| 26   | Sri Pritam Kumar Srivastav | Filter             | Permanent         |               | 26-12-1964    | 28-11-1989      | 31-12-2024          |
| 27   | Sri Mungeshwar Prasad      | Helper             | Permanent         |               | 11/6/1959     | 28-11-1989      | 30-06-2019          |
| 28   | Sri Bholi Prasad           | Pipe Line Khalasi  | Permanent         |               | 5/3/1964      | 30-12-1982      | 31-03-2024          |
| 29   | Sri Dukhi Yadav            | Pipe Line Khalasi  | Permanent         |               | 23-04-1956    | 9/8/1978        | 30-04-2016          |
| 30   | Sri Shyam Bihari Ram       | Pipe Line Khalasi  | Permanent         |               | 21-08-1956    | 16-08-1978      | 31-08-2016          |
| 31   | Sri Krishna Prasad Yadav   | Pipe Line Khalasi  | Permanent         |               | 5/1/1963      | 19-07-1983      | 31-01-2023          |
| 32   | Sri Prem Prasad            | Pipe Line Khalasi  | Permanent         |               | 12/2/1963     | 5/2/1982        | 29-02-2023          |
| 33   | Sri Kishna Prasad          | Pipe Line Khalasi  | Permanent         |               | 20-12-1962    | 19-04-1983      | 31-12-2022          |
| 34   | Sri Ramji Prasad           | Pipe Line Khalasi  | Permanent         |               | 20-01-1963    | 6/5/1983        | 31-01-2023          |
| 35   | Sri Ram Swarup Ram         | Pipe Line Khalasi  | Permanent         |               | 13-01-1965    | 12/8/1983       | 31-01-2025          |
| 36   | Sri Vijay Ram              | Pipe Line Khalasi  | Permanent         |               | 17-10-1975    | 6/4/1998        | 31-10-2035          |
| 37   | Sri Vishnu Dev Ravidas     | Pipe Line Khalasi  | Permanent         |               | 2/2/1974      | 31-03-2006      | 28-02-2034          |
| 38   | Sri Raj Kumar Yadav        | Pump Khalasi       | Permanent         |               | 12/9/1959     | 11/8/1978       | 30-09-2019          |
| 39   | Sri Shiv Sharan Singh      | Pump Khalasi       | Permanent         |               | 12/12/1959    | 11/4/1983       | 31-12-2019          |
| 40   | Sri Prashant Kumar Sinha   | Pump Khalasi       | Permanent         |               | 2/7/1971      | 28-11-1989      | 31-07-2031          |
| 41   | Sri Mutyunijay Kumar       | Pump Khalasi       | Permanent         |               | 6/12/1957     | 25-07-1981      | 31-12-2017          |
| 42   | Sri Dilip Kumar            | Pump Khalasi       | Permanent         |               | 11/8/1965     | 12/5/1982       | 31-08-2025          |



|    |                        |                   |           |       |            |            |            |
|----|------------------------|-------------------|-----------|-------|------------|------------|------------|
| 43 | Sri Arun Kumar Sinha   | Pump Khalisi      | Permanent |       | 12/8/1963  | 3/12/1982  | 31-08-2023 |
| 44 | Sri Vijay Mistri       | Pump Khalisi      | Permanent |       | 20-02-1964 | 1/11/1983  | 29-02-2024 |
| 45 | Sri Padmakar Chaudhary | Pump Khalisi      | Permanent |       | 18-06-1958 | 6/4/1998   | 30-06-2018 |
| 46 | Sri Vijay Shänkar      | Meter Reder       | Permanent |       | 25-12-1977 | 16-08-2010 | 31-12-2037 |
| 47 | Sri Sharwan Kr Verma   | Key Man           | Permanent | Inter | 02.01.86   | 29.02.2016 | 31.01.46   |
| 48 | Sri Shivratan Kumar    | Pipe Line Khalasi | Permanent | 8th   | 03.03.54   | 29.02.16   | 31.03.54   |
| 49 | Sri Manish Mehta       | Assistant         | Permanent | Inter | 12.03.87   | 29.02.16   | 31.03.47   |
| 50 | Dhiraj Kumar           | Assistant         | Permanent | Inter | 12.12.96   | 29.02.16   | 31.12.56   |

  
 प्रधान सहायक  
 जल पर्यट

  
 कार्यालय अधीक्षक  
 गया नगर निगम

  
 नगर आयुक्त  
 गया नगर निगम।



गाथा नगर निगम की परिसम्पतियों का व्यौरा

| क्र० | परिसम्पति का विवरण                    | संख्या | अभ्युक्ति           |
|------|---------------------------------------|--------|---------------------|
| 1    | नगर निगम कार्यालय                     | 02     |                     |
| 2    | नगर निगम भण्डार                       | 02     |                     |
| 3    | पदाधिकारी आवास                        | 02     |                     |
| 4    | जवाहर नगर भवन                         | 01     |                     |
| 5    | इन्दिरा गाँधी इन्डोर स्टेडियम         | 01     |                     |
| 6    | पार्क                                 | 07     |                     |
| 7    | नगर निगम कर्मचारियों का आवासीय कॉलोनी | 05     |                     |
| 8    | मार्केट                               | 13     |                     |
| 9    | कार                                   | 01     | खराब                |
| 10   | जीप                                   | 02     | 02 खराब             |
| 11   | जिप्सी                                | 01     | चालू                |
| 12   | ट्रैक्टर                              | 31     | 28 कार्यरत 05 खराब  |
| 13   | लोडर                                  | 06     | 02 कार्यरत 04 खराब  |
| 14   | कम्पैक मशीन                           | 02     | दोनों चालू          |
| 15   | सुलभ शौचालय कम्पलेक्स                 | 10     | 08                  |
| 16   | डम्पर                                 | 13     | 06 चालू 07 खराब     |
| 17   | जेनेरेटर जलापूर्ति                    | 01     | खराब                |
| 18   | फौगिंग मशीन                           | 03     | 01 चालू 02 खराब     |
| 19   | पंपिंग सेट                            | 04     | चालू                |
| 20   | ट्रेन्सु टीपर                         | 77     | 68 चालू 11 खराब     |
| 21   | लिफ्टमेक                              | 01     | चालू                |
| 22   | कन्टेनर                               | 05     | 05 खराब             |
| 23   | कीब बोरो                              | 106    | चालू                |
| 24   | मोबाईल ट्वायलेंट                      | 2      | 01 चालू एवं 01 खराब |
| 25   | भीनी लोडर                             | 03     | चालू                |
| 26   | कम्प्यूटींग बिन्स                     | 260    | चालू                |
| 27   | पानी टैंकर                            | 32     | 28 चालू एवं 04 खराब |



|     |                              |     |                      |
|-----|------------------------------|-----|----------------------|
| 28: | स्काई लिफ्टर :               | 01  | चासू                 |
| 29: | हवा भरने की मशीन :           | 01  | चासू                 |
| 30: | वैलिंग मशीन                  | 01  | चासू                 |
| 31  | हॉपिय                        | 40  | चासू                 |
| 32: | डीजल इंजन :                  | 04  | 02. चालू एवं 02 खराब |
| 33: | काम्पेक्टर :                 | 02  | चासू                 |
| 34: | पानी टैंकर बड़ा (12000 लीटर) | 02  | चासू                 |
| 35: | डस्टबीन बड़ा :               | 500 |                      |

11/2/17  
मंडारपीले

गया नगर निगम

11/2/17  
प्रभासे स्वास्थ्य पदाधिकारी (एम/ड)  
गया नगर निगम, गया।

गया नगर विंग की भू-सम्पदा का व्यौरा

| क्र० | प्लॉट न० | मुखल्ला             | भूमि का विवरण।       | रकबा |         | अभ्युक्ति |
|------|----------|---------------------|----------------------|------|---------|-----------|
|      |          |                     |                      | एकड़ | डिसिमिल |           |
| 1    | 7413     | तुतबाड़ी            | गढ़वा                |      | 0.67    |           |
| 2    | 7464     | तुतबाड़ी            | परतीकदीम             |      | 0.60    |           |
| 3    | 7488     | तुतबाड़ी            | बहरदीवारी            |      | 0.09    |           |
| 4    | 7488     | तुतबाड़ी            | शौचालय               |      | 0.44    |           |
| 5    | 7948     | नई गोदाम न्यु एरिया | सहन खास<br>परती कदीम |      | 0.92    |           |
| 6    | 8079     | तेलविगहा            | परती कदीम            |      | 0.04    |           |
| 7    | 8079     | तेलविगहा            | सहन                  |      | 0.44    |           |
| 8    | 8146     | मुरती हील           | मकान मुल्ला बम पुलिस |      | 0.13    |           |
| 9    | 8146     | मुरती हील           | सहन खास।             |      | 0.08    |           |
| 10   | 8300     | मुरारपुर            | बम पुलिस             |      | 0.21    |           |
| 11   | 8503     | डोमटोली             | म्युनिसिपल स्टोस     |      | 0.26    |           |
| 12   | 8503     | डोमटोली             | म्युनिसिपल स्टोस     |      | 0.01    |           |
| 13   | 8503     | डोमटोली             | होवा पोख्ता।         |      | 0.03    |           |
| 14   | 8503     | डोमटोली             | बेरखाणा              |      | 0.13    |           |
| 15   | 8503     | डोमटोली             | बेरखाणा              |      | 0.36    |           |
| 16   | 8508     | डोमटोली             | बेरखाणा              |      | 0.20    |           |
| 17   | 8508     | डोमटोली             | बेरखाणा              |      | 0.16    |           |
| 18   | 8508     | डोमटोली             | बाहपुख्ता            |      | 0.43    |           |
| 19   | 7990     | नई गोदाम            | सहनखास               |      | 0.76    |           |
| 20   | 8491     | इस्ट स्टोर गोदाम    | परतीकदीम             |      | 1.68    | रकूल      |
| 21   | 9139     | गोसाईबाग            | परतीकदीम             |      | 0.36    |           |
| 22   | 9139     | गोसाईबाग            | सहनखास               |      | 0.11    |           |
| 23   | 9139     | गोसाईबाग            | सहनखास               |      | 0.15    |           |
| 24   | 9354     | फलेमज               | होवापोख्ता।          |      | 0.10    |           |
| 25   | 9629     | कबीरेबाग            | परतीकदीम             |      | 0.18    |           |



|    |         |             |              |                   |      |  |
|----|---------|-------------|--------------|-------------------|------|--|
| 26 | 9631    | कबीरबाग     | परतीकदीम     |                   | 0.16 |  |
| 27 | 9632    | कबीरबाग     | परतीकदीम     |                   | 0.35 |  |
| 28 | 9687    | हातागोदाम   | गोशालापोख्ता | मार्केट           | 0.05 |  |
| 29 | 9687    | हातागोदाम   | सहनपोख्ता    |                   | 0.14 |  |
| 30 | 9687    | हातागोदाम   | सहनपोख्ता    |                   | 0.48 |  |
| 31 | 10132   | मुरारपुर    | मकानखामा     |                   | 0.14 |  |
|    |         |             | खपड़ा पोस    |                   |      |  |
| 32 | 10152   | मुरारपुर    | मकानपोख्ता   |                   | 0.37 |  |
| 33 | 10153   | मुरारपुर    | मकानपोख्ता   |                   | 0.88 |  |
| 34 | 10155 क | मुरारपुर    | सहनखाम       |                   | 0.35 |  |
| 35 | 10159   | मुरारपुर    | सहनखाम       |                   | 0.05 |  |
| 36 | 10155 ख | मुरारपुर    | पोखरातालख    |                   | 1.08 |  |
| 37 | 10165 म | मुरारपुर    | सहन          |                   | 0.11 |  |
| 38 | 12458   | पुरानीगोदाम | बमपुलिस      |                   | 0.10 |  |
| 39 | 12468   | पुरानीगोदाम | मकानखाम      |                   | 0.04 |  |
| 40 | 13022   | पुरानीगोदाम | परती कदीम    |                   | 0.02 |  |
| 41 | 13023   | पुरानीगोदाम | परती कदीम    |                   | 0.01 |  |
| 42 | 13387 क | कचहरी       | सहनखाम       |                   | 0.09 |  |
| 43 | 13387 ख | कचहरी       | ऑफिस पोख्ता  |                   | 0.33 |  |
| 44 | 13413   | कचहरी       | परती कदीम    | नगर निगम कार्यालय | 0.01 |  |
| 45 | 13578   | कचहरी       | मकानपोख्ता   |                   | 0.09 |  |
|    |         |             | खपड़ापोस     |                   |      |  |
| 46 | 13591   | रमना        | बमपुलिस      |                   | 0.02 |  |
| 47 | 14628   | दिधी        | भिण्डपोख्ता  |                   | 0.81 |  |
| 48 | 14629   | दिधी        | पोखर         | 01                | 961  |  |
| 49 | 14636   | दिधी        | भिण्डपोखर    | 03                | 22   |  |
| 50 | 14639 म | दिधी        | सहनखाम       |                   | 0.78 |  |
| 51 | 14639 ख | दिधी        | सहनखाम       |                   | 0.83 |  |
| 52 | 14669 म | दिधी        | मकानखाम      |                   | 0.01 |  |
| 53 | 14641   | दिधी        | परतीकदीम     |                   | 0.90 |  |
| 54 | 14836   | येवालबिगहा  | परतीकदीम     |                   | 0.27 |  |
| 55 | 14839   | येवालबिगहा  | गढवा         |                   | 0.21 |  |
| 56 | 14935   | येवालबिगहा  | पईन          |                   | 0.13 |  |
| 57 | 14981   | येवालबिगहा  | पईन          |                   | 0.47 |  |

|    |       |   |               |                |      |  |
|----|-------|---|---------------|----------------|------|--|
| 58 | 14985 | क | गोवालबिगहा    | बमपुलिस पोख्रा | 0.04 |  |
| 59 | 14985 | ख | गोवालबिगहा    | सहनखाम         | 0.04 |  |
| 60 | 14985 | ग | गोवालबिगहा    | बमपुलिस        | 0.13 |  |
| 61 | 14993 |   | गोवालबिगहा    | पइन            | 0.17 |  |
| 62 | 15029 |   | गोवालबिगहा    | सहनपोख्रा      | 0.03 |  |
| 63 | 15414 |   | गोवालबिगहा    | परती कदीम      | 0.04 |  |
| 64 | 15499 |   | गोवालबिगहा    | परतीकदीम       | 0.02 |  |
| 65 | 15558 |   | गोवालबिगहा    | परतीकदीम       | 0.05 |  |
| 66 | 15682 |   | गोवालबिगहा    | परतीकदीम       | 0.14 |  |
| 67 | 15688 |   | गोवालबिगहा    | बमपुलिस        | 0.04 |  |
| 68 | 15696 |   | गोवालबिगहा    | पोख्रा(खाली)   |      |  |
| 69 | 15697 |   | गोवालबिगहा    | परती कदीम      | 0.01 |  |
| 70 | 15746 |   | गोवालबिगहा    | परती कदीम      | 0.08 |  |
| 71 | 15794 |   | गोवालबिगहा    | बमपुलिस        | 0.23 |  |
| 72 | 15811 |   | समीरतकीया     | (खाली)         |      |  |
| 73 | 15844 |   | समीरतकीया     | परतीकदीम       | 0.32 |  |
| 74 | 15877 |   | समीरतकीया     | परतीकदीम       | 0.28 |  |
| 75 | 15957 |   | समीरतकीया     | सहनखाम         | 0.31 |  |
| 76 | 15958 |   | समीरतकीया     | सहनखाम         | 0.33 |  |
| 77 | 16040 |   | गोवालबिगहा    | परतीकदीम       | 0.03 |  |
| 78 | 16041 |   | गोवालबिगहा    | परतीकदीम       | 0.03 |  |
| 79 | 16327 |   | दिधी जालाब    | अपुलिस(खाली)   | 0.02 |  |
| 80 | 16854 |   | राजसागर जालाब | बमपुलिस(खाली)  | 0.04 |  |
| 81 | 16907 |   | नवागढी        | परतीकदीम       | 0.07 |  |
| 82 | 16925 |   | नवागढी        | देवीस्थान      | 0.01 |  |
| 83 | 17139 | क | नवागढी        | बैठक           | 0.01 |  |
| 84 | 17139 | ख | नवागढी        | परतीकदीम       | 0.10 |  |
| 85 | 17139 | ग | नवागढी        | परतीकदीम       | 0.13 |  |
| 86 | 17803 |   | नवागढी        | परतीकदीम       | 0.08 |  |
| 87 | 17884 |   | नवागढी        | परतीकदीम       | 0.09 |  |
| 88 | 18304 |   | नवागढी        | बमपुलिस(खाली)  | 0.24 |  |
| 89 | 18385 |   | नवागढी        | परतीकदीम       | 0.24 |  |
|    |       |   |               | परतीकदीम       | 0.07 |  |
|    |       |   |               | परतीकदीम       | 0.04 |  |



|     |         |             |               |      |
|-----|---------|-------------|---------------|------|
| 90  | 17337   | बमनीघाट     | परतीकदीम      | 0.27 |
| 91  | 17327   | बमनीघाट     | परतीकदीम      | 0.71 |
| 92  | 17329 क | बमनीघाट     | परतीकदीम      | 0.83 |
| 93  | 17329 ख | बमनीघाट     | परतीकदीम      | 0.03 |
| 94  | 17329 ग | बमनीघाट     | परतीकदीम      | 0.02 |
| 95  | 17329 घ | बमनीघाट     | मकानखाम       | 0.03 |
| 96  | 17632 क | बमनीघाट     | सहनखाम        | 0.12 |
| 97  | 17632 ख | बमनीघाट     | मुमिसिपल्ली   | 0.42 |
| 98  | 18407   | मौलागज      | परतीकदीम      | 0.05 |
| 99  | 18414   | हनुमानगच्छी | परतीकदीम      | 0.02 |
| 100 | 18431 क | दौनापुर     | सहनखाम        | 0.09 |
| 101 | 18431 ख | दौनापुर     | सहनपोखता      | 0.07 |
| 102 | 18431 ग | दौनापुर     | टीनखपड़ा      | 0.05 |
| 103 | 18431 घ | दौनापुर     | बगपुलिस(खाली) |      |
| 104 | 18439   | दौनापुर     | होदापोखता     | 0.05 |
| 105 | 18442   | दौनापुर     | परतीकदीम      | 0.02 |
| 106 | 18457   | दौनापुर     | परतीकदीम      | 0.07 |
| 107 | 18605 क | दौनापुर     | परतीकदीम      | 0.04 |
| 108 | 18605 ख | दौनापुर     | सीढीपोखता     | 0.03 |
| 109 | 18605 ग | दौनापुर     | सीढीपोखता     | 0.17 |
| 110 | 18605 घ | दौनापुर     | तालाब         | 0.04 |
| 111 | 18606   | दौनापुर     | सीढीपोखता     | 0.05 |
| 112 | 18602 क | दौनापुर     | सहनखाम        | 0.62 |
| 113 | 18602 ख | चौदचौरा     | पोखता         | 0.09 |
| 114 | 18741   | चौदचौरा     | पोखता         | 0.01 |
| 115 | 18744   | चौदचौरा     | परतकदीम       | 0.05 |
| 116 | 18799   | चौदचौरा     | परतकदीम       | 0.02 |
| 117 | 18800   | चौदचौरा     | परतकदीम       | 0.11 |
| 118 | 18803   | चौदचौरा     | परतकदीम       | 0.02 |
| 119 | 18812   | चौदचौरा     | परतकदीम       | 0.05 |
| 120 | 18830   | चौदचौरा     | परतकदीम       | 0.06 |
| 121 | 18879   | चौदचौरा     | परतकदीम       | 0.48 |
| 122 | 18637   | नावागढी     | परतकदीम       | 0.36 |
|     |         |             |               | 0.25 |

|     |            |            |               |      |    |
|-----|------------|------------|---------------|------|----|
| 123 | 18867      | समीस्तकीया | परतकदीम       | 0.01 |    |
| 124 | 18888      | समीस्तकीया | परतकदीम       | 0.02 |    |
| 125 | 18900      | नारायणचुआँ | परतकदीम       | 0.03 |    |
| 126 | 18905      | नारायणचुआँ | परतकदीम       | 0.04 |    |
| 127 | 18908      | नारायणचुआँ | मकानखाम       | 0.24 |    |
| 128 | 18809      | नारायणचुआँ | परतकदीम       | 0.33 |    |
| 129 | 19810क     | नारायणचुआँ | परतकदीम       | 0.19 |    |
| 130 | 19810ख     | नारायणचुआँ | मकानखाम       | 0.12 |    |
| 131 | 19810ग     | नारायणचुआँ | सहनखाम        | 0.86 |    |
| 132 | 18912      | नारायणचुआँ | परतीकदीम      | 0.27 |    |
| 133 | 18914      | नारायणचुआँ | परतीकदीम      | 0.14 |    |
| 134 | 18915      | नारायणचुआँ | परतीकदीम      | 0.37 |    |
| 135 | 18916      | नारायणचुआँ | चमपुलिस(खाली) | 0.01 |    |
| 136 | 18917      | नारायणचुआँ | परतीकदीम      | 0.29 |    |
| 137 | 18936      | नारायणचुआँ | परतीकदीम      | 0.04 |    |
| 138 | 18978      | नारायणचुआँ | परतीकदीम      | 0.06 |    |
| 139 | 19026      | चौदचौरा    | परतीकदीम      | 0.07 |    |
| 140 | 19354      | चौदचौरा    | परतीकदीम      | 0.52 |    |
| 141 | 19402      | चौदचौरा    | परतीकदीम      | 0.25 |    |
| 142 | 19435क     | चौदचौरा    | परतीकदीम      | 0.54 |    |
| 143 | 19435ख     | चौदचौरा    | परतीकदीम      | 0.01 |    |
| 144 | 19485 ग    | चौदचौरा    | परतीकदीम      | 0.10 |    |
| 145 | 19441      | चौदचौरा    | परतीकदीम      | 0.32 |    |
| 146 | 19809      | करसिल्ली   | परतीकदीम      | 0.17 |    |
| 147 | 19810      | करसिल्ली   | परतीकदीम      | 0.07 |    |
| 148 | 19897      | करसिल्ली   | परतीकदीम      | 0.01 |    |
| 149 | 19898      | करसिल्ली   | सहनपोख्ता     | 0.07 |    |
| 150 | 19928क     | करसिल्ली   | परतीकदीम      | 0.48 |    |
| 151 | 19928ख     | करसिल्ली   | परतीकदीम      | 0.05 |    |
| 152 | 782        | नईली       | परतीकदीम      | 00   | 23 |
|     | खातार10.54 |            |               |      |    |
| 153 | 19884      | करसिल्ली   | सीडीपोख्ता    | 0.11 |    |
| 154 | 20302      | देवचौरा    | परतीकदीम      | 0.10 |    |
| 155 | 20407 क    | देवचौरा    | परतीकदीम      | 0.10 |    |



|      |         |         |                                |      |  |
|------|---------|---------|--------------------------------|------|--|
| 156. | 20407 ख | देवचौरा | मकानपोख्ता                     | 0.29 |  |
| 157. | 20314   | देवचौरा | परतीकदीम।                      | 0.42 |  |
| 158. | 20423   | देवचौरा | परतीकदीम।                      | 0.45 |  |
| 159. | 20431   | देवचौरा | परतीकदीम।                      | 0.48 |  |
| 160. | 20440   | देवचौरा | परतीकदीम।                      | 0.71 |  |
| 161. | 20443   | देवचौरा | परतीकदीम।                      | 0.11 |  |
| 162. | 20458   | देवचौरा | परतीकदीम।                      | 0.33 |  |
| 163. | 20532   | देवचौरा | परतीकदीम।                      | 0.07 |  |
| 164. | 20562   | देवचौरा | परतीकदीम।                      | 0.04 |  |
| 165. | 20568   | देवचौरा | सहनपोखला                       | 0.08 |  |
| 166. | 20617   | देवचौरा | परतीकदीम।                      | 0.78 |  |
| 167. | 20749 म | देवचौरा | होदपोखला                       | 0.10 |  |
| 168. | 20749 ख | देवचौरा | सीडीपोखला                      | 0.01 |  |
| 169. | 20719 ग | देवचौरा | पोखला                          | 0.10 |  |
| 170. | 20720   | देवचौरा | पोखला                          | 0.01 |  |
| 171. | 20721   | देवचौरा | मकानपोखला                      | 0.13 |  |
| 172. | 20722   | देवचौरा | होदपोखला                       | 0.14 |  |
| 173. | 21560   | देवचौरा | परतीकदीम।                      | 0.21 |  |
| 174. | 21879   | देवचौरा | परतीकदीम।                      | 0.01 |  |
| 175. | 22114   | देवचौरा | मकानपोखला                      | 0.07 |  |
| 176. | 22115   | देवचौरा | खपडापोखला                      | 0.01 |  |
| 177. | 22116   | देवचौरा | मकानपोखला<br>खपडापोखला<br>(ती) | 0.06 |  |
| 178. | 22117   | देवचौरा | मकानपोखला                      | 0.01 |  |
| 179. | 22118   | देवचौरा | मकानपोखला                      | 0.06 |  |
| 180. | 22120   | देवचौरा | राहनखाम I                      | 0.20 |  |
| 181. | 22121   | देवचौरा | मकानपोखला<br>खपडा पोखला        | 0.04 |  |
| 182. | 22122   | देवचौरा | मकानबुचलखाना                   | 0.01 |  |
| 183. | 22123   | देवचौरा | फुलवारी                        | 0.08 |  |
| 184. | 22124   | देवचौरा | फुलवारी                        | 0.10 |  |
| 185. | 22125   | देवचौरा | मकानपोखला<br>मीटघर             | 0.10 |  |

|      |          |             |                         |    |      |                               |
|------|----------|-------------|-------------------------|----|------|-------------------------------|
| 186. | 22126    | देवचौरा     | मकानपोखरा<br>कोयलामोदाम |    | 0.02 |                               |
| 187. | 22127    | देवचौरा     | मकानपोखरा               |    | 0.01 |                               |
| 188. | 22128    | देवचौरा     | मकानमशानघाट             |    | 0.01 |                               |
| 189. | 22129    | घुघडीटांड   | मकानपोखरा               | 40 | 0.01 |                               |
| 190. | 22131    | घुघडीटांड   | आमवाग                   |    | 40   | पोलटेकनिक एवं प्रसंग-टी० भाई० |
| 191. | 4438     | घुघडीटांड   | परतीकदीस                |    | 0.04 |                               |
| 192. | 3839     | घुघडीटांड   | परतीकदीस                |    | 0.10 |                               |
| 193. | 3409     | घुघडीटांड   | छौर                     |    | 0.87 |                               |
| 194. | 11908 क  | कठोकर तालाब | दिवालयुख्या             |    | 0.25 | मार्केट                       |
| 195. | 11908 खा | कठोकर तालाब | सहज खाप                 |    | 0.22 |                               |
| 196. | 11908 ग  | कठोकर तालाब | पोखरा                   |    | 0.19 |                               |
| 197. | 11908 म  | कठोकर तालाब | पोखरा                   |    | 0.48 |                               |
| 198. | 11908 ब  | कठोकर तालाब | सहनखाम                  |    | 0.18 |                               |
| 199. | 11908 छ  | कठोकर तालाब | पोखरा                   |    | 0.42 |                               |
| 200. | 11908 ज  | कठोकर तालाब | पोखरा                   |    | 0.17 |                               |
| 201. | 11908 झ  | कठोकर तालाब | तालाब                   | 2  | 00   |                               |
| 202. | 11908 ङ  | कठोकर तालाब | पोखरा                   |    | 0.58 |                               |
| 203. | 11908 ट  | कठोकर तालाब | पोखरा                   |    | 0.06 |                               |