



GOVERNMENT OF ODISHA

GENDER BUDGET 2021-22

FINANCE DEPARTMENT

Odisha Gender Budget 2021-22



Finance Department

CONTENTS

Abbreviations	3
Preface.....	4
Executive Summary	5
1. Introduction	6
2. Gender Budgeting in Odisha	7
2.1 Stakeholders of Gender Budgeting	7
2.2 Impact of COVID-19 on Gender Budgeting.....	8
3. GBS 2021-22: Scope and Limitations	9
3.1 Gender Budget Statement.....	9
Scope of GBS.....	9
3.2 Methodology.....	10
3.3 Process for GBS 2021-22	11
4. GENDER Budget at a glance.....	12
4.1 Introduction.....	12
4.2 Cumulative Gender Budget.....	12
4.3 Part A	13
4.4 Part B	18
Annexure-1	22
Annexure-2	27

ABBREVIATIONS

AE	Administrative Expenditure
BE	Budget Estimates
CSO	Civil Society Organisation
CSS	Central Sponsored Schemes
EOM	Establishment Operation and Management
FY	Financial Year
GB	Gender Budget (ing)
GoI	Government of India
GoO	Government of Odisha
GSDP	Gross State Domestic Product
ICDS	Integrated Child Development Services Schemes
MDM	Mid-Day Meal
NGO	Non-government Organisation
NPC	National Policy of Children
PDS	Public Distribution System
PE	Programme Expenditure
RE	Revised Estimates
S & ME	School & Mass Education
SDGs	Sustainable Development Goals
SDRF	State Disaster Response Fund
SSS	State Sector Schemes
UN	United Nation
WCD & MS	Women & Child Development and Mission Shakti

PREFACE

‘Gender Budgeting’ (GB) is an important step for mainstreaming gender in the design, implementation, and evaluation of financial allocations, across all government expenditures. This broadly indicates the significance of translating gender commitments into budgetary commitments. It is also one of the fundamental roadways towards achievement and **mainstreaming of gender equality**, women empowerment, development, and inclusive growth. Gender budgeting is about restructuring the budget to ensure that the public resources are used in a way that can increase gender equality and thereby increase the efficiency and effectiveness of budgets and policies. This in turn helps accelerate inclusive and sustainable growth.

The principle of gender equality is enshrined in the **Indian Constitution** in its Preamble, and mentioned in the Fundamental Rights, Fundamental Duties as well as Directive Principles of State Policy. India has also ratified a range of international instruments committing towards promoting gender equality and addressing unfair discrimination. UN’s **2030 Agenda for Sustainable Development** also strongly advocates mainstreaming gender into the state machinery for achieving gender equality.

In line with Government of India’s steps for achieving gender equality, the Government of Odisha developed its **first Gender Budget Statement** (GBS) in 2012-13, focussing on Women specific schemes and programmes that had 100% budgetary allocation for the welfare of women and girls. In the subsequent years, provision for women and girls under various composite schemes and programmes were also included, under a separate category, if their targeted budgetary allocation was greater than 30% of the scheme amount.

Government of Odisha is committed to address the key challenges faced by women in the State including poverty, inequality and violence. We envision that the Gender Budget Statement of 2021-22 will help the respective government departments in identifying, prioritizing, and addressing gender concerns by formulating and implementing future gender policies, provisions and programmes, especially with the **increased vulnerability due to COVID-19** and its short term and long-term impact. And it will also prove useful for UN agencies, civil societies, researchers, and other stakeholders in analysing women related schemes and programmes in the State. The development of the GBS is not an end in itself but a starting point for a more gender sensitive governance and administration.

However, it is important to highlight that the process of gender budgeting is not limited to the information provided in this document. It is an ongoing process of **adopting a gender transformative approach** to all stages of policy making including before, during and after the budgeting cycle.

EXECUTIVE SUMMARY

COVID-19 has had a severe impact on the economy of the state, like the rest of the world, and a major redirecting of funds was required to address the health and financial crisis resulting from it. Despite these challenges, Government of Odisha has ensured that the total allocation under the Gender Budget has increased from last year:

- The total budgeted amount for Gender Budget statement has significantly gone up from Rs. 44,760.86 crores in 2020-21 to Rs. 49,145.93 crores in 2021-22, and is about 35.49% of the total expenditure of the state and 8.38% of the total GSDP of Odisha.
- The total outlay on 100% Gender Specific Schemes has also increased from Rs. 2,357.42 crores in 2020-21 to Rs. 2,684.49 crores in BE 2021-22.
- There are 76 schemes which have 100% budgetary allocation towards the welfare of women and girls and 360 schemes with more than 30% of scheme funds dedicated to women and girls.
- Department of Women & Child Development has a major share of allocation under women specific expenditure with 62.36%, followed by the Department of Health & Family Welfare with 19.26%.
- Under State Sector schemes, there are 38 schemes and programmes with 100% allocation to women and girls with an amount of Rs. 2,126.48 crores and 230 schemes and programmes with more than 30% of budget allocation for women and girls, having the amount of Rs. 21,342.67 crores.
- Of the total budget amount for 100% women specific schemes, 97.56% is allotted to Programme expenditure (PE) and for Part-B schemes with more than 30% allocation for women and girls, 86% share is for PE, followed by 7% allocation for Disaster Response Funds.

1. INTRODUCTION

Gender budgeting is a process of bringing forward a gender perspective at all stages of policy development and governance. This process tries to ensure that any and all gender-based disadvantages confronting women and girls in various sectors are recognized and special measures are incorporated in the government policies and budgets to address those. Thus, Gender Budgeting refers to the process of planning, executing, monitoring, analysing the budget **from a gender lens**.

Notably, the preparation of Gender Budget Statement does not involve making a separate budget for women or men or about committing a 50:50 break down for every expenditure; rather, it is a dissection of the existing government budget to establish its gender-specific impact and to **translate gender commitments into budgetary commitments**. So, gender budgeting is a critical tool for ensuring the required allocation of public funds, for advancing gender equality and women empowerment.

For understanding the nuances, of Gender budgeting, it is crucial to develop an understanding of what signifies the basic difference between **gender** and **sex**. The Handbook of Gender Budgeting (2015) by Govt. of India, explains these concepts as:

- “Gender reflects **culturally and socially constructed** roles, responsibilities, privileges, relations and expectations of women and men, boys and girls. Because these are socially constructed, they can change over time and differ from one place to another.”
- “Sex is the **biological difference** between males and females. It refers to the physical attributes that we are born with. The terms male and female are universally understood. This understanding does not change over time or from one place to another.”

Gender, in the broader socio-cultural contexts, refers to the attributes and opportunities associated with being a man or woman and the socio-cultural relationships between women and men, and girls and boys, as well as the relationship among women and those among men.

Most importantly, gender budgeting “*liberates gender from the ‘soft’ social issues arena and raises it to the level of **macroeconomics***” (Holvoet, 2006). It is an important step for **expediting gender mainstreaming** and allows for better targeting for women and girls and more efficient allocation of public expenditure for them. It is an exercise of people-centred budgeting that not only ensures better participation but also **Good Governance**. Furthermore, the implication of gender budgeting is not limited to only advancement of gender equality and women’s rights, but it also promotes accountability, efficiency, and transparency in fiscal planning.

2. GENDER BUDGETING IN ODISHA

The Government of India has adopted Gender Budgeting in 2004-05 and consequently, from 2005-06, the Union Ministry of Finance, under its **Gender Budgeting commitments**, urged the line Ministries to undertake reviews of their public expenditure profile, conduct beneficiary incidence analysis and recommend specific changes in operational guidelines of the schemes from a gender perspective. The gender budgeting framework has helped even the gender-neutral ministries to design new programmes for women. Most of the States and Union Territories have followed suit, from then on, and have introduced Gender Budgeting.

Govt of Odisha has always been committed to advancing gender equality and ensuring that political will and leadership are channelled towards achieving it. **Odisha State Policy for Girls and Women**, developed by the Department of Women & Child Development and adopted in 2014, focuses on areas improving the status of women and girls in Odisha in areas like survival, health and nutrition; education; livelihood; asset ownership, decision making etc. The government has always tried to utilise the resources at its disposal, more efficiently and effectively, while working towards promoting gender equality simultaneously.

But despite several and continued interventions targeted for the welfare and upliftment of women in Odisha, the disparity between women and men is very wide when it comes to various development indicators such as health, education, economic and other opportunities, etc¹. Therefore, there is a need for special attention and budgetary allocation, in view of their vulnerability and lack of access to resources, if we need to structurally address these gender inequalities. The gender budgeting process in Odisha is a step in that direction.

2.1 STAKEHOLDERS OF GENDER BUDGETING

The Gender Budgeting exercise in Odisha involves and has implications on the following stakeholders:

- Department of Women and Child Development (the nodal agency at the State level).
- Department of Finance and Planning & Convergence Department.
- Respective Line Departments.
- UN Agencies and civil societies.
- Academia, researchers and other knowledge management groups
- Elected legislative representatives, Media.
- Business and Corporate Sector.
- Women and Girls of Odisha- The most crucial stakeholder (constitute about 49% of the total state population).

¹ NFHS data, DLHS Report and Economic Survey

2.2 IMPACT OF COVID-19 ON GENDER BUDGETING

The past year saw one of the greatest challenges of 21st century to the social, economic and public health systems around the world with COVID-19 creating a global pandemic and an emergency of unparalleled magnitude for the governance systems to tackle. The lockdown put in place to contain and mitigate the virus had adversely affected the resource realization in Odisha, like all other states.

The government was compelled to change its priorities and planned expenditure for the year to accommodate the new priorities created due to the pandemic. Several departments and schemes had surplus in their budget due to halt in regular department functions and spending, and the disruption of economic activities. On the other hand, some departments like Health and Family Welfare required additional support due to the sheer scale of work carried out by them to address the pandemic and its impact. But throughout the pandemic, saving lives and livelihoods has been a prime priority for the government.

In regard to gender, like any other disaster, COVID-19 also had differential impact on women and men. Inequities of access to information, prevention, care, social and financial protection arising out of traditional gender norms have affected the women disproportionately, in areas of women's labour force participation and income, access to sexual and reproductive health, domestic violence during crisis, the additional unpaid care work, setbacks in girl child education and so on.

In spite of all these challenges, women have been at the frontline of the response and are making critical contributions to address the pandemic every day, be it as health professionals, front-line workers, Women Self Help Groups, ASHA workers, ANMs, Anganwadi Workers, caregivers at home, community leaders, police, teachers, scientists or more. Although, it is anticipated by the experts that the gender gaps within our society could widen due to the pandemic, but the Odisha govt is committed to ensure that the women and girls do not face disproportionate impacts of the pandemic. The COVID-19 response would be grounded in strong gender analysis and will ensure meaningful participation of affected groups, including women and girls, in decision-making and implementation.

3. GBS 2021-22: SCOPE AND LIMITATIONS

3.1 GENDER BUDGET STATEMENT

Gender Budget Statement is not a separate budget for women but it is a methodology to assist Government in integrating gender perspective into the budget as the key state plan for public expenditure. Gender Budgeting can be mainstreamed either through specifically targeted schemes and programmes for women or by allocating Government funds for women empowerment.

The Government of Odisha introduced the process of Gender Budget Statement in the FY 2012-13. Initially, Odisha's GBS comprised of only 100% women specific schemes and programmes. From FY 2016-17 onwards, the Gender Budget Statement was split into two parts with **Part- A** including schemes and programmes in which 100% provision are allocated for women and **Part B** having schemes and programmes which constitute at least 30% or more provisions for women and girls in budgetary allocation

To strengthen the **Gender Responsive Budgeting** (henceforth **GRB**), the State Government of Odisha has been providing capacity building trainings to various line department and key stakeholders on GRB. Additionally, the GoO has also constituted a **Gender Budget Cell** for addressing various gender budgeting related concerns.

SCOPE OF GBS

The Gender Budget Statement is a reporting mechanism which can be used by various Ministries and Departments to review their programmes and schemes from a gender lens. It is an important tool for presenting information on the fiscal allocation from a gender perspective.

The Odisha Gender Budget document shall act as a tool for understanding the level of commitment by the Government towards the development of Women in Odisha. Besides, this budget will be an important tool for identifying the opportunities and scope for further intervention by the Govt, as it highlights the actual figures of allocation, revision and use of the funds by the department for last 3 years and thus enables them to find gaps in implementation. Furthermore, this document will be particularly helpful in:

1. Identifying and mapping the departments schemes and programmes aimed at the development of women of the last three fiscal years
2. Analysing the breakdown of department schemes and programmes into Administrative Expenditure and Programme Expenditure of the last three fiscal years.
3. Examining the budgetary allocation for gender in relation to total Expenditure of the state as well as Gross State Domestic Product.

3.2 METHODOLOGY

For the process of preparation of the GBS, all departments are asked to report allocations earmarked for women and girls in their existing schemes and when necessary, certain departments are asked to institute new programmes or schemes for women. Subsequently, there is thorough review and analysis of all the **43 demand for grants** from all line departments under Government of Odisha, for that financial year, in a participatory manner, with representatives from several departments including W&CD, Finance, Civil Society etc. From the budget documents, the **women centric schemes and programmes** are then identified and further categorised.

After the gender-related schemes and programmes have been identified from each of the Demand Documents, the expenditure details including both **Administrative Expenditure (AE)** and **Programme Expenditure (PE)** are mapped.

There is a further bifurcation of schemes and programmes done on the basis of their **source of funding**, whether they are:

- Centrally Sponsored Schemes
- State Sector Schemes
- Central Sector Schemes
- EOM expenses

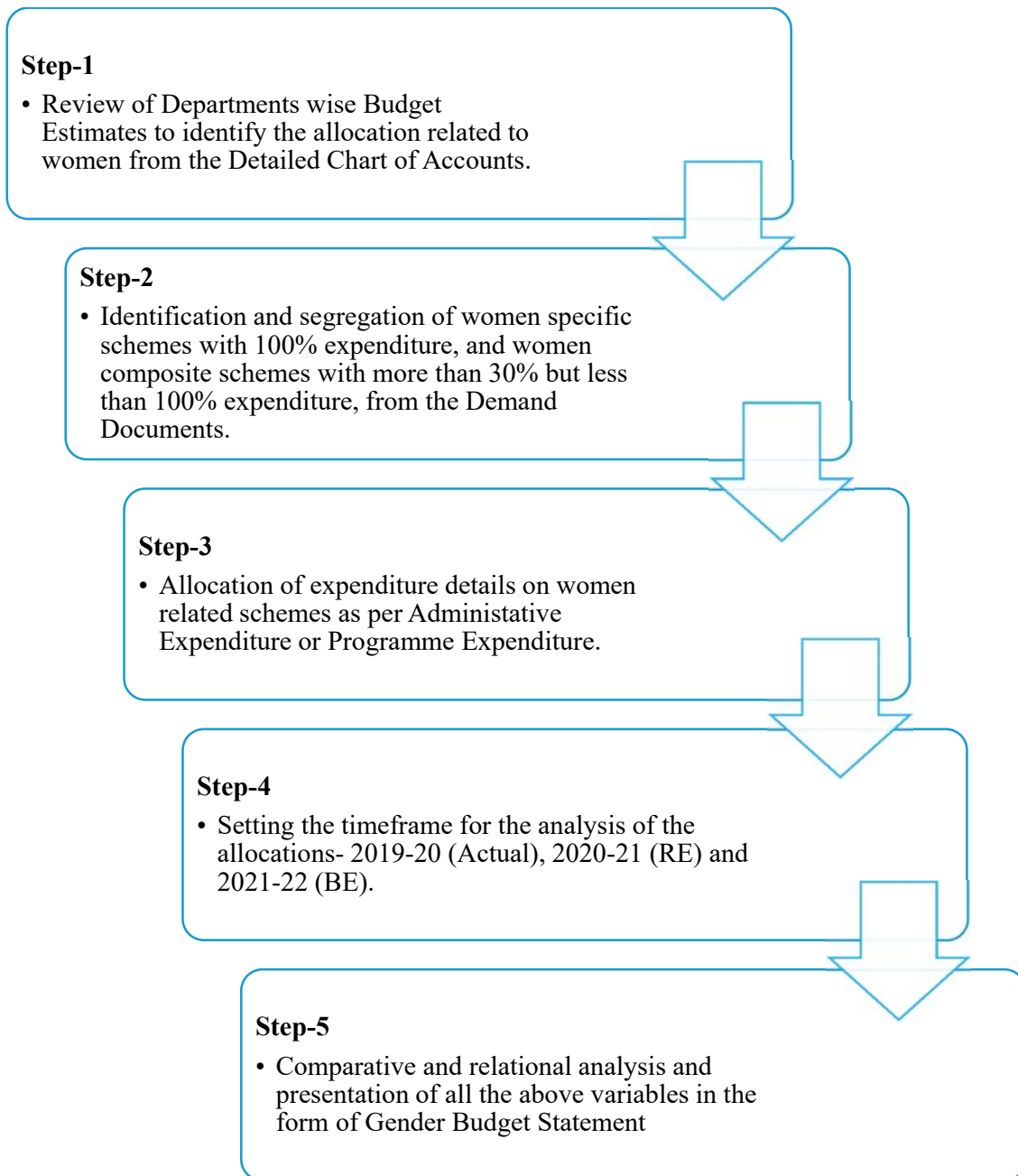
Following the format of union gender budget statement, Odisha GBS has two parts:

Part A	100 % expenditure on women	This part includes schemes and programmes with total allocation completely dedicated to the welfare and development of women and girls
Part B	>30% or <100% expenditure on women	This part includes programmes that have some, if not all, components for women and girls with expenditure share for them ranging between 31-99% of the total scheme/programme budget

The timeframe for the analysis for this GBS includes:

- **Actual Expenditure** incurred by each department on women related schemes during the year 2019-20,
- **Revised Estimates** for the year 2020-21 after the mid-year review of possible expenditure, considering the rest of expenditure, any new services or new instruments of services etc.
- **Budget Estimates** for the year 2021-22 i.e. the amount allocated to the respective line departments for women related schemes for the current financial year. This is based on a forecast of the likely expenditure and receipts based upon pre-budget presentation trends.

3.3 PROCESS FOR GBS 2021-22



4. GENDER BUDGET AT A GLANCE

4.1 INTRODUCTION

The Gender Budget Statement of 2021-22 was formulated based on the information from the respective line departments, generated in their demand drafts and their corresponding allocations. This section presents the details of the budgetary allocations for women across some key indicators and variables and is divided into 3 broad parts.

The first section has the details and analysis of the cumulative allocation to all gender specific and sensitive programmes, across sectors, departments and expenditure types. The second part lays down all relevant information and data presentation for 100% women specific schemes with their corresponding departments and allocations. The final section comprises of the information regarding the Women sensitive (composite) schemes where more than 30% but less than 100% allocation is made towards the welfare and development of women and girls in Odisha.

4.2 CUMULATIVE GENDER BUDGET

The total budgetary amount for the Gender Budget for 2021-22 is Rs. 49,145.93 crores (as can be seen in Table 4.1) which is a substantial portion of the total state budget outlay. Of this amount approximately 5.5% is completely (100%) dedicated to women and girls with amount of around Rs. 2,684.49 crores. This is a significant improvement in share over the last year's allocation. The rest 94.5% falls under the Part B of the budget statement where a considerable portion (30-99%), but not all, of the allocations are for women.

Table 4.1 Total Allocation to Gender Budget under Part A and Part B

Gender Budget Allocation (Rs in Lakhs)			
Year	Part A- 100%	Part B- >30%	Total
2019-20	265367.12	4492788.63	4758155.75
2020-21 (RE)	237741.71	4240343.28	4478084.99
2021-22 (BE)	268449.06	4646144.78	4914593.84

The following table lists down the share of **Part A** and **Part B** of the budget statement in the total expenditure of the state and the GDP of the state respectively. It also shows the gender budget allocations at the national level, for reference to the average trend in the country. The total allocation for gender budget is 8.38% of the GDP of Odisha, which shows a decline in the GDP share from last year.

Table 4.2- Share of Women Centric Allocation in Total Expenditure and GDP

Total Allocation			
	Women Specific (100%)	Women Sensitive (30%)	Total
Odisha			
% to Total Exp.			
2019-20	2.32	39.26	41.58
2020-21 (RE)	2.01	35.76	37.77
2021-22 (BE)	1.94	33.55	35.49
% to GSDP			
2019-20	0.50	8.61	9.12
2020-21 (RE)	0.46	8.32	8.78
2021-22 (BE)	0.45	7.92	8.38
India			
% to Total Exp.			
2019-20	1.00	4.66	5.66
2020-21 (RE)	1.91	6.01	7.92
2021-22 (BE)	0.73	4.40	5.13
% to GDP			
2019-20	0.13	0.62	0.75
2020-21 (RE)	0.34	1.06	1.40
2021-22 (BE)	0.11	0.69	0.80

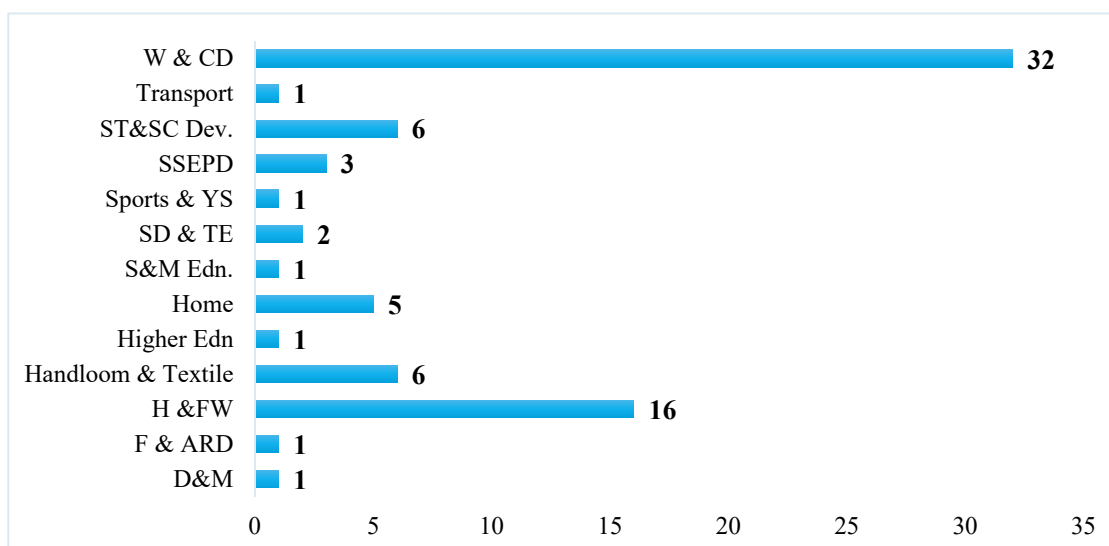
The share of allocation of composite or women sensitive schemes of **Part B** (more than 30%) to the state expenditure is approximately 33.55% which is a decline from previous year's estimates. But this drop in the share is still notable given the circumstances post COVID-19 and its impact on the state economy.

4.3 PART A

4.3.1 Allocation by Departments

This section constitutes the allocations made to schemes and programmes that are dedicatedly for women specific issues, with their 100% allocation going for the welfare of women and girls. The total allocation of Rs. 2,684.49 crores, made to Part A, is divided across 76 schemes and programmes, of which the Department of Women & Child Development has the maximum number of schemes (32), as is evident in Figure 4.1, followed Department of Health and Family Welfare with 16 schemes which together constitute about 81.62% of the total Gender budget outlay of **Part-A**.

Figure 4.1 Department wise number of 100% Women Specific schemes (2021-22)



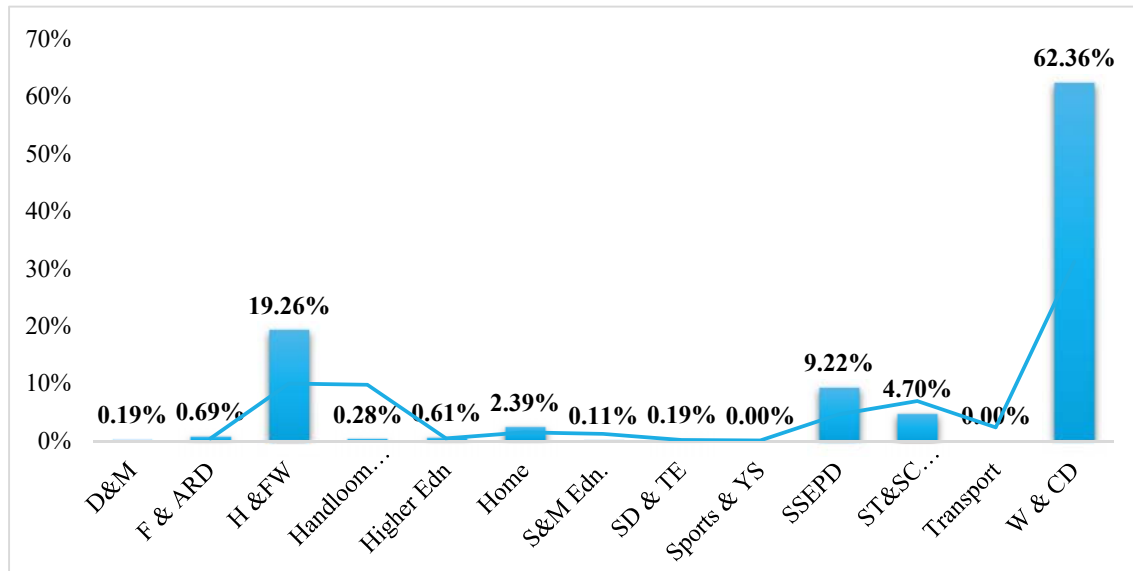
13 out of 43 state departments under Govt. of Odisha, have schemes and programmes with 100% allocation for women specific issues and Table 4.3 shows the exact allocations made by each one of them, followed by their share in the total gender budget outlay (given in Figure 4.2). The Department of Women & Child Development has the highest allocation of Rs. 1,673.9 crores followed by the Department of Health and Family Welfare with Rs. 517 crores.

Table 4.3 Department wise total allocation of 100% Women Specific Schemes

Years	2019-20	2020-21 (RE)	2021-22 (BE)
Department	Amount (in Lakhs)		
D&M	0.00	940.60	500.00
F & ARD	0.00	1438.00	1850.00
H & FW	51420.50	50410.37	51702.63
Handloom & Textile	177.99	591.50	748.21
Higher Edn	940.15	1650.00	1650.00
Home	3201.08	6663.10	6409.77
S&M Edn.	270.66	300.00	300.00
SD & TE	387.07	510.00	510.00
Sports & YS	6.30	10.00	10.00
SSEPD	34840.82	24645.22	24745.20
ST&SC Dev.	2439.43	8923.78	12627.45
Transport	34.00	0.00	0.00
W & CD	171649.13	141659.14	167395.81
Grand Total	265367.13	237741.72	268449.07

9.22% of the budget outlay for 2021-22 has been allocated to the Department of Social Security & Empowerment of Persons with Disability for 3 schemes with a total amount of Rs. 247.45 crores under which **National Widow Pension Scheme** has the maximum allocation.

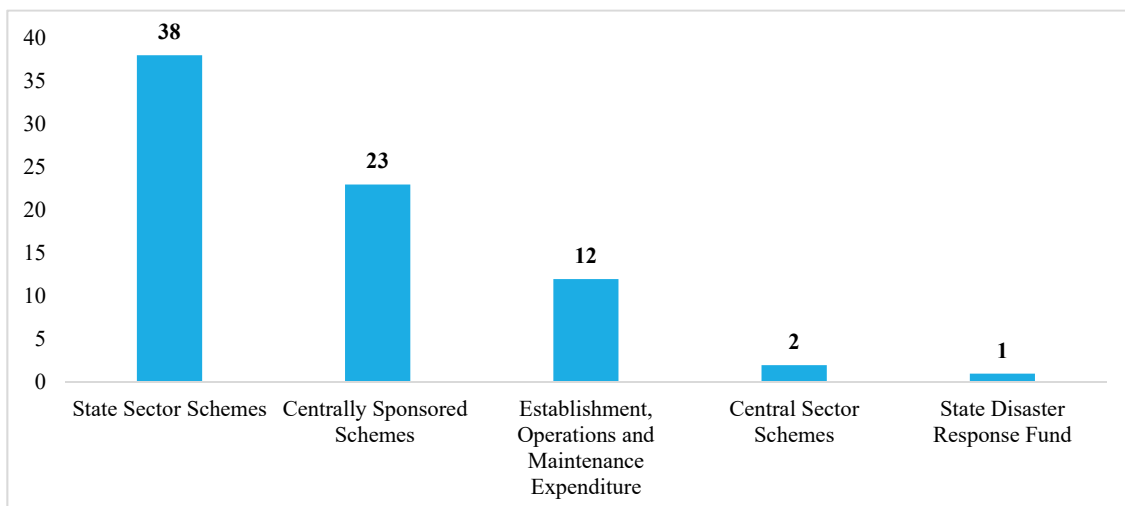
Figure 4.2 Department-wise Share of Total Allocation of 100% Women Specific schemes in 2021-22



4.3.2 Allocation based on Scheme Type and Source of Funds

Based on the source of funding for the respective schemes, maximum schemes are being funded by the State government, as can be seen in the figure below and there are two schemes being funded 100% by the central govt. that are 100% women specific. There are about 23 schemes under Part-A that are shared between the central and the state government. And one scheme is also sponsored by the SDRF.

Figure 4.3- Distribution of number of 100% Women Specific Schemes across Source of Funds



The following table shows the detailed allocation and mapping of the budget outlay for 100% women specific schemes across the type of expenditure and the source of funding. All Establishment, Operations and Maintenance Expenditure fall under Administrative Expenditure of the state and have been allocated Rs. 60.48 crores, which is nearly 2.25% of the total gender budget.

Table 4.4- Mapping of Total Allocation of 100% Women Specific Schemes across Type of Expenditure and Source of Fund

Year	2019-20	2020-21 (RE)	2021-22 (BE)
Expenditure type and Source	Amount (in Lakhs)		
Administrative Expenditure	4133.15	6519.41	6048.18
Establishment, Operations and Maintenance Expenditure	4133.15	6519.41	6048.18
Disaster Response Funds	0.00	940.60	500.00
State Disaster Response Fund	0.00	940.60	500.00
Programme Expenditure	261233.98	230281.71	261900.89
Central Sector Schemes	171.13	1757.43	2923.87
Centrally Sponsored Schemes	35760.63	41517.91	46328.35
State Sector Schemes	225302.22	187006.36	212648.67
Grand Total	265367.13	237741.72	268449.07

Programme expenditure for the women centric schemes and programmes comes from three main sources, completely from state govt, completely from central govt or is divided among the two in a pre-decided proportion. As per Figure 4.4, 80% share of the 100% women specific schemes and programmes i.e. Rs. 2,126.4 crores come from fully state sector schemes, followed by 17% schemes that are partially funded by the centre. Rs. 29.23 crores come from fully centrally funded schemes that are about 1% of the total gender budget outlay of Odisha.

Figure 4.4- Distribution of Total Allocation of 100% Women Specific Schemes across Source of Funds (2021-22)

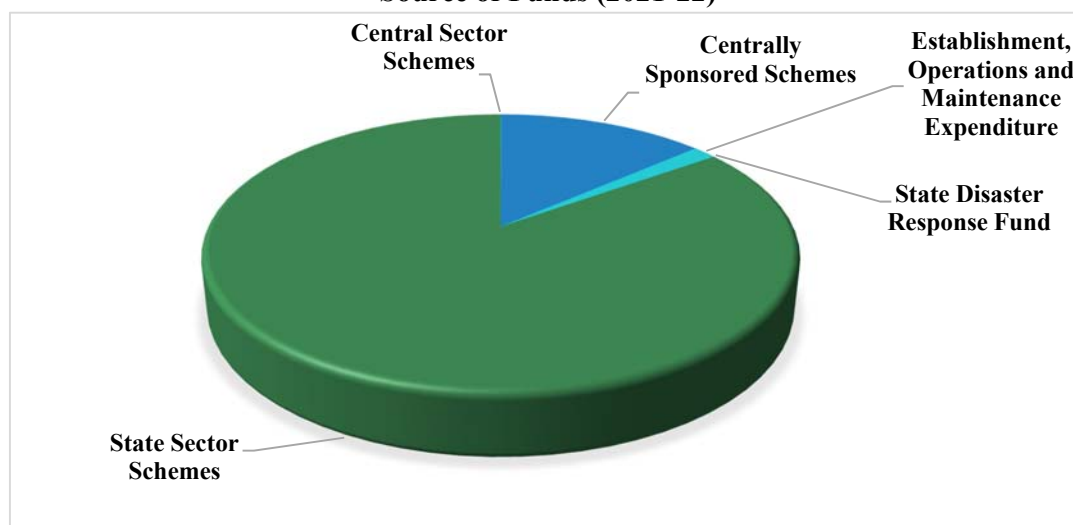
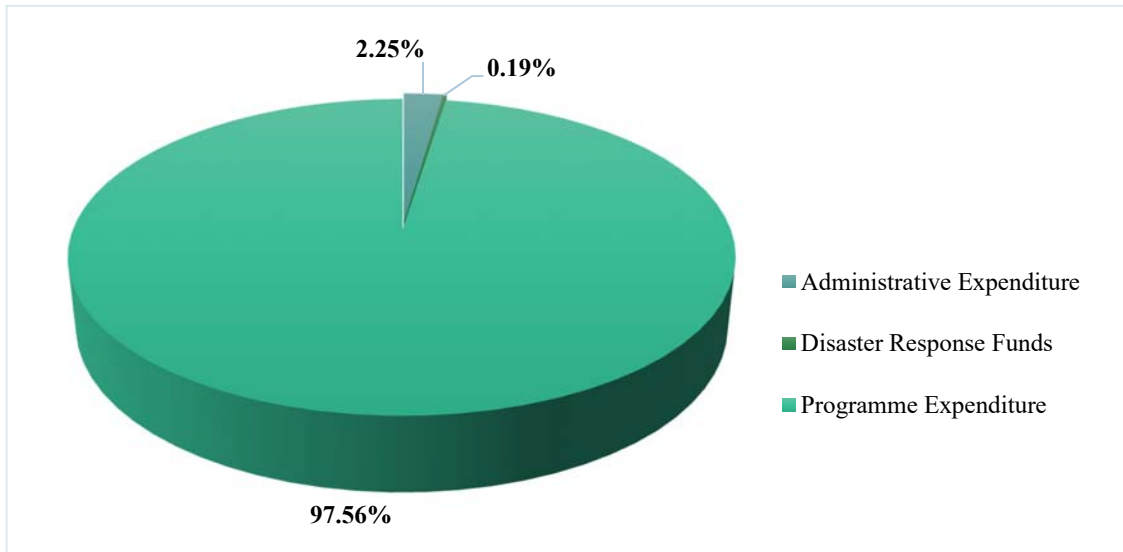


Figure 4.5 below gives the breakdown of the share of budgetary allocation to various expenditure heads. Programme expenditure used for the implementation of schemes or for the direct interest of the beneficiaries constitute about 97.56% of the total gender outlay and the rest 2.5% is divided between administrative expenditure and disaster response funds.

Figure 4.5 Share of Total Allocation of 100% Women Specific Schemes across Type of Expenditure



4.4 PART B

This section includes the budgetary allocations made to schemes and programmes have more than 30% but less than 100% of their funds earmarked for development, welfare and empowerment of women and girls. For the purpose of this statement, they would be referred to as Women sensitive schemes. This section has the largest share of allocation in the total gender outlay of the state. For this year's GBS, the total allocation to the respective schemes and programme has been listed in the budget and not the proportion of the scheme dedicated to women. It is important to note that this percentage of the scheme allocation varies across schemes and is not same for all of them.

4.4.1 Allocation by Department

Out of 43 departments of the GoO, 35 have schemes and programmes that have more than 30% allocation for women and girls. Of these, the highest allocation has been made to the Department of Panchayati Raj (16.06%) and Department of Rural Development (10.72%) respectively, followed by the department of Health and Family Welfare (10.62%). These figures given in Table 4.5 reinstate GoO's commitment towards upliftment and welfare of women and girls in rural and marginalised areas. The individual scheme with the highest allotment is **Samagra Shiksha Abhiyaan** under the Department of School and Mass Education.

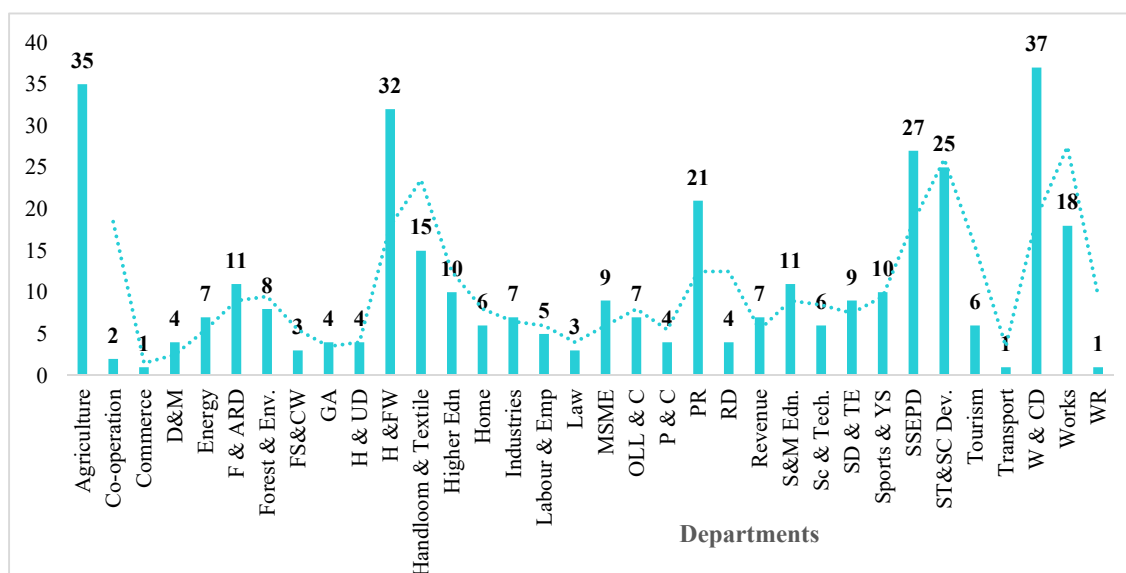
Table 4.5- Department wise total allocation of >30% Women Sensitive Schemes

Departments	2019-20	2020-21 (RE)	2021-22 (BE)
	Amount (in Lakhs)		
PR	864907.00	962479.57	746111.13
RD	295515.35	340098.39	497891.13
H &FW	333708.42	443440.59	493490.83
S&M Edn.	391738.50	347969.95	425560.76
Works	359795.94	361628.90	425130.00
Agriculture	552444.20	340326.61	359512.05
D&M	435191.11	183303.69	313630.02
SSEPD	307021.01	205582.09	248194.80
W & CD	151319.22	180499.02	223180.40
ST&SC Dev.	149519.88	150763.33	166301.24
WR	49371.76	89890.01	118470.00
FS&CW	124443.84	214072.30	99880.51
H & UD	85256.55	58054.00	85703.05

Departments	2019-20	2020-21 (RE)	2021-22 (BE)
Amount (in Lakhs)			
Higher Edn	24638.21	35847.46	67800.00
Co-operation	71138.00	73938.06	64415.44
Tourism	19986.89	28967.12	49300.67
MSME	10682.32	16859.33	39215.02
F & ARD	20606.58	39430.10	37645.56
Sports & YS	17955.99	17279.26	35300.20
P & C	15235.29	24880.01	32875.01
Forest & Env.	20227.79	38893.09	31695.43
Revenue	15080.74	16704.48	19806.30
Industries	19810.90	15095.63	13924.83
Handloom & Textile	8939.90	5129.11	8301.35
OLL & C	7712.73	8829.18	8058.98
Energy	120712.51	9747.21	7700.09
SD & TE	9040.78	9532.05	7286.81
Labour & Emp	2915.50	6389.49	7056.49
GA	2621.37	3826.55	4128.28
Home	45.28	3315.36	3682.05
Sc & Tech.	4372.24	6233.88	3681.38
Law	519.57	602.47	523.93
Commerce	111.06	545.00	501.00
Transport	186.45	189.98	190.03
E & IT	15.75	0.01	0.01
Grand Total	4492788.63	4240343.28	4646144.78

The Department of Women & Child Development has the highest number of schemes under **Part B**, as evident in Figure 4.6, with 37 schemes that have more than 30% allocation for women and girls and has approx. Rs. 2,231.8 crores allocated to it for them. Department of Social Security & Empowerment of Persons with Disability has 27 schemes with Rs. 2,481.9 crores earmarked for those schemes in 2021-22. Other Departments like Commerce, Housing and Urban Development, Law etc. have less than 4 schemes that have more than 30% allocation for women and girls. Department of Rural Development has the highest per scheme allocation with just 4 schemes but second highest budgetary allocation under this section.

Figure 4.6- Department wise number of Women Sensitive Schemes (2021-22)



4.4.2 Allocation based on Scheme Type and Source of Funds

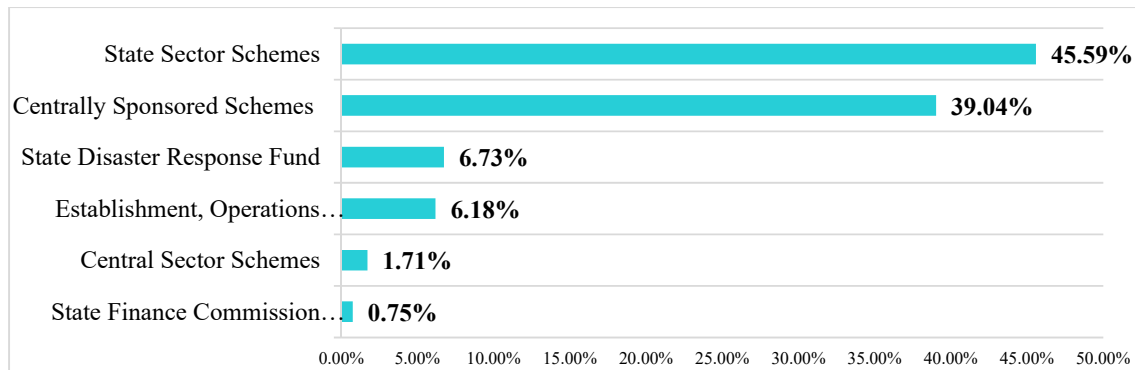
The following section details the share of Central govt and the state govt in the funding for the schemes that have more than 30% of their budgetary allocation for women and girls, as well as the type of expenses where those funds are being utilised for the said schemes and programmes.

Table 4.6- Mapping of Total Allocation of >30% Women Sensitive Schemes across Type of Expenditure and Source of Fund

Years	2019-20	2020-21 (RE)	2021-22 (BE)
	Amount (in Lakhs)		
Administrative Expenditure	100473.89	134064.78	149859.64
Establishment, Operations and Maintenance Expenditure	100473.89	134064.78	149859.64
Disaster Response Funds	426557.51	182722.89	312600.02
National Disaster Response Fund	329410.00	54313.38	91100.00
State Disaster Response Fund	97147.51	128409.51	221500.02
Programme Expenditure	3965757.23	3891685.60	4148736.35
Central Sector Schemes	3364.60	25705.01	25469.57
Centrally Sponsored Schemes	1847083.98	1994510.84	1988998.95
State Sector Schemes	2115308.65	1871469.75	2134267.83
Transfers from State	0.00	31870.01	34948.77
State Finance Commission Transfers to Local Bodies	0.00	31870.01	34948.77
Grand Total	4492788.63	4240343.28	4646144.78

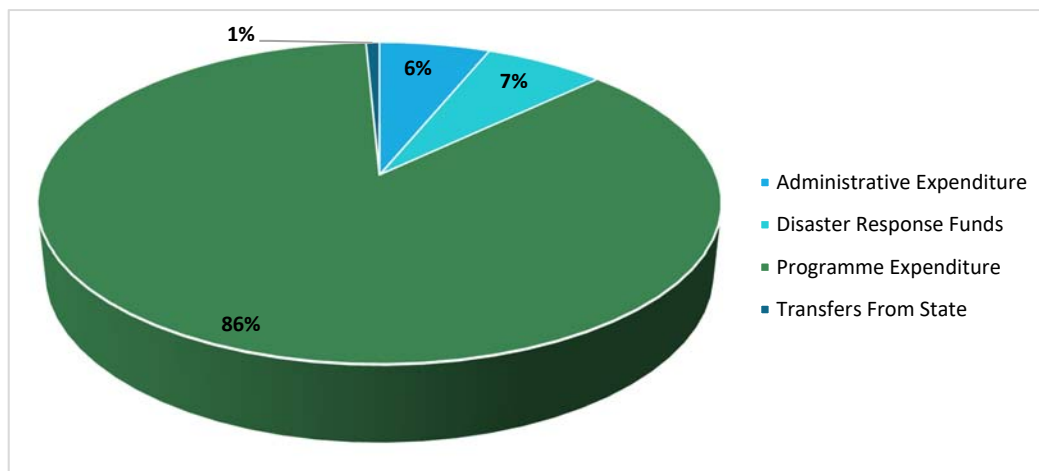
Figure 4.7 shows that 45.59% of the funds allocated for Part of the GBS are completely funded by the state govt under 230 State Sector schemes whereas 1.71% of them are solely coming from the Central govt under 7 schemes. 39.04% of the scheme expenses are shared between the state and central govt. under 61 schemes with varying degree of proportions across the schemes. State Disaster Response funds 2 schemes for women and girls under this section and has 6.73% share of the total budget allocation

Figure 4.7- Distribution of Total Allocation of >30% Women Sensitive Schemes across Source of Funds (2021-22)



Of the total money allocated under **the Gender Budget for Part-B** (with schemes and programmes having more than 30% and less than 100% allocation for women and girls), 86% goes directly for Programme related expenditure (as per Figure-4.8) and amounts to be Rs. 39,657.57 crores whereas **Administrative Expenditure**, comprising of **Establishment, Operations and Maintenance Expenses**, gets 6% of the total allocated amount with Rs. 1,004.7 Crores. There is small percentage of amount that is earmarked to be transferred to local bodies, in addition to the scheme amounts which is less than 1% of the total Part-B Budget outlay.

Figure 4.8- Distribution of Total Allocation of >30% Women Sensitive Schemes across Type of Expenditure (2021-22)



ANNEXURE-1

GENDER BUDGET STATEMENT 2021-22

100% WOMEN SPECIFIC SCHEMES (RS. IN LAKHS)

	Name of the scheme	Sector	Exp.	2019-20	2020-21 RE	2021-22 BE
D&M						
1	Grants to P.S. for repair and restoration of Mahila Samiti Buildings	SDRF	DRF	0.00	940.60	500.00
	Total			0.00	940.60	500.00
F & ARD						
1	Input Assistance to WSHGs	SSS	PE	0.00	1438.00	1850.00
	Total			0.00	1438.00	1850.00
H & FW						
1	Maternity and Child Welfare Centres	EOM	AE	908.71	1153.22	1193.04
2	Purchase of contraceptive, MCH Extension supplies, Education Kits	CSS	PE	0.00	1604.85	2923.85
3	Training of Nurses, Midwives and Lady Health Visitors	SSS	PE	1078.61	1243.38	1161.48
4	ANM & GNM Schools	SSS	PE	562.96	880.25	1017.58
5	Sickle Cell and Thalassemia	SSS	PE	0.00	300.00	572.10
6	KHUSHI	SSS	PE	3000.00	5600.00	3000.00
7	Biju Swasthya Kalyana Yojana	SSS	PE	11266.71	1500.00	0.01
8	ASHA Programme	CSS	PE	17644.32	19440.15	21111.20
9	Female Sterilization	CSS	PE	1581.71	2450.00	1950.00
10	IUCD Services	CSS	PE	341.28	588.75	393.75
11	Janani Sishu Surakshya Karyakram (JSSK) - except Referral Transport	CSS	PE	588.67	1346.96	1358.46
12	Janani Surakshya Yojana (JSY)	CSS	PE	9361.36	8894.19	10212.48
13	Maternity Waiting Home (MWH)	CSS	PE	788.25	1070.91	1381.05
14	PMSMA activities	CSS	PE	19.97	41.00	36.00

100% WOMEN SPECIFIC SCHEMES (RS. IN LAKHS)

	Name of the scheme	Sector	Exp.	2019-20	2020-21 RE	2021-22 BE
15	Rastriya Kishore Swasthya Karyakram incl. Sanitary napkins (Menstrual Hygiene Scheme)	CSS	PE	977.13	1173.59	2268.51
16	Referral Transport	CSS	PE	3300.82	3123.12	3123.12
	Total			51420.50	50410.37	51702.63
Handloom & Textile						
1	10% one-time rebate on sale of Handloom clothes	SSS	PE	0.00	162.50	135.00
2	Promotion of Sericulture Industries	SSS	PE	77.99	40.00	80.00
3	Promotion of Handicraft Industries.	SSS	PE	0.00	211.00	243.20
4	Promotion of Handloom Industries	SSS	PE	0.00	147.99	280.00
5	Silk Samagra	SSS	PE	0.00	30.00	10.00
6	Comprehensive handloom weavers' scheme	SSS	PE	100.00	0.01	0.01
	Total			177.99	591.50	748.21
Higher Edn						
1	Ramadevi Women's University	EOM	AE	670.00	1550.00	1550.00
2	Self-defence Training to girl students	SSS	PE	270.15	100.00	100.00
	Total			940.15	1650.00	1650.00
S&M Edn.						
1	Self-defence Training to girl students	SSS	PE	270.66	300.00	300.00
	Total			270.66	300.00	300.00
SD & TE						
1	National Apprenticeship Training-18058 - Mobilization of Girls and PWD Trainees for ITIs	SSS	PE	387.07	500.00	500.00
2	Rashtriya Uchhatara Sikshya Abhiyan (RUSA)-28019 - Construction of Women's Hostel	CSS	PE	0.00	10.00	10.00
	Total			387.07	510.00	510.00
Sports & YS						

100% WOMEN SPECIFIC SCHEMES (RS. IN LAKHS)

	Name of the scheme	Sector	Exp.	2019-20	2020-21 RE	2021-22 BE
1	Toiletry Expenses for Girls inmates of Sports Hostel	EOM	AE	6.30	10.00	10.00
	Total			6.30	10.00	10.00
SSEPD						
1	Grants to Voluntary Organisation for Organisation of Anjali Programme	SSS	PE	5.00	0.01	0.00
2	Indira Gandhi National Widow Pension Scheme	SSS	PE	33835.82	24645.20	24645.20
3	Women Hostel for PWD	SSS	PE	1000.00	0.01	100.00
	Total			34840.82	24645.22	24745.20
ST&SC Dev.						
1	Administration of Muslim Wakf Act (Talaqi Pension to Muslim Women)	EOM	AE	0.00	0.01	0.01
2	Implementation of Economic Development Schemes for Minorities	SSS	PE	0.00	50.00	0.00
3	Special Educational Infrastructure (Normal)	SSS	PE	487.94	556.80	587.42
4	Multi-sector Development Programme	CSS	PE	0.00	95.20	40.00
5	Odisha Girls Incentive Programme	SSS	PE	1888.28	2071.77	0.02
6	Construction of Hostels for ST Girls	SSS	PE	63.21	6150.00	12000.00
	Total			2439.43	8923.78	12627.45
Transport						
1	Subsidy to OSRTC for recoupment of loss sustained towards operation of women special bus by OSRTC between the twin city	SSS	PE	34.00	0.00	0.00
	Total			34.00	0.00	0.00
W & CD						
1	Central Home	EOM	AE	22.70	30.42	30.75
2	Construction of Buildings-22062 - Mission Shakti Gruha	SSS	PE	13000.00	1840.00	10000.00
3	Home Economic Training Centre	EOM	AE	161.26	191.66	213.78
4	Rehabilitation of Distressed Women	EOM	AE	0.00	3.10	0.01

100% WOMEN SPECIFIC SCHEMES (RS. IN LAKHS)

	Name of the scheme	Sector	Exp.	2019-20	2020-21 RE	2021-22 BE
5	Special Repair and improvement of Home Economic Training Centre building and staff quarters	EOM	AE	2.00	2.00	2.00
6	Women and Child Development Department	EOM	AE	632.23	570.36	638.84
7	Honorarium and allowances to Anganwadi Workers / Helpers	SSS	PE	89203.14	74942.23	83764.62
8	Repair/Addition/ Alteration of Anganwadi Centres and CDPO Office building (Non-Residential Buildings)	SSS	PE	0.00	0.01	0.01
9	Mahila Vikas Samabaya Nigam	SSS	PE	100.00	103.00	103.00
10	State Commission for Women	SSS	PE	350.00	350.00	350.00
11	Conditional cash transfer for Pregnant women (MAMATA)	SSS	PE	30512.99	20513.00	27891.25
12	Grants to Mahila Vikas Samabaya Nigama (MVSN)	SSS	PE	1027.18	35.01	50.01
13	National Mission for Protection and Empowerment of Women	CSS	PE	469.75	1000.04	0.00
14	Biju Kanya Ratna	SSS	PE	50.00	100.00	100.00
15	Biju Ananya Yojana	SSS	PE	0.00	0.01	0.00
16	Mukhya Mantri Mahila Sashakti Karan Yojana	SSS	PE	30329.90	0.00	0.00
17	Take Home Ration	SSS	PE	0.00	0.01	0.00
18	Maternity Benefit Programme - MAMATA	CSS	PE	0.00	0.00	0.01
19	Malati Devi Prak Vidyalaya Paridhan Yojana	SSS	PE	5028.61	7261.99	7840.27
20	Working Women's Hostel	CSS	PE	500.00	1000.01	700.00
21	UJJAWALA	CSS	PE	187.37	199.98	0.00
22	Prevention of Violence Against Women	SSS	PE	72.00	500.01	383.48
23	Pradhan Mantri Matru Vandana Yojana	CSS	PE	0.00	0.01	0.00
24	Scheme for Adolescent Girls	CSS	PE	0.00	1084.00	745.30
25	Mission Shakti Programme	SSS	PE	0.00	31584.01	31584.01
26	Construction of Block Resource Center	SSS	PE	0.00	348.28	0.00
27	Anganwadi Services - District Cell	CSS	PE	0.00	0.00	861.45

100% WOMEN SPECIFIC SCHEMES (RS. IN LAKHS)

	Name of the scheme	Sector	Exp.	2019-20	2020-21 RE	2021-22 BE
28	Anganwadi Services - Training Programme	CSS	PE	0.00	0.00	936.99
29	SAMBAL - One Stop Centre, Mahila Police Volunteers, Women's Helpline, Swadhar, Ujjawala, Widow Homes	CSS	PE	0.00	0.00	1199.98
30	SAMARTHYA - Beti Bachao Beti Padhao, Gender Budgeting, Research, Skilling and Training	CSS	PE	0.00	0.00	0.04
31	SAMARTHYA: Pradhan Mantri Matru Vandana Yojana	CSS	PE	0.00	0.00	0.01
	Total			171649.10	141659.14	167395.81
Home						
1	Mahila P.S	EOM	AE	803.00	1900.00	1183.00
2	Investigation Units for Crime Against Women (IUCAW)	EOM	AE	801.95	1003.64	1066.75
3	Cyber Crime Prevention against Women and Children	CSS	PE	171.13	152.58	0.02
4	States Contribution to Victim Compensation Fund-0640 - Home Department	SSS	PE	1300.00	3501.88	4000.00
5	Mahila Prison	EOM	AE	125.00	105.00	160.00
	Total			3201.08	6663.10	6409.77
	Total			265367.10	237741.72	268449.07

ANNEXURE-2

GENDER BUDGET STATEMENT 2021-22

30% WOMEN SPECIFIC SCHEMES (RS. IN LAKHS)

	Name of the scheme	Sector	Exp.	2019-20	2020-21 RE	2021-22 BE
Agriculture						
1	Agriculture Department	AE	EOM	2.00	2.00	2.00
2	Information, Education and Communication	PE	SSS	650.00	2000.00	2070.00
3	Input subsidy on seeds, fertilizers, bio-fertilizers, insecticides, bio-pesticides etc. (Agril.)	PE	SSS	4000.00	4200.00	4200.00
4	Intensive Agriculture Programme	PE	SSS	600.00	2000.00	1200.00
5	Strengthening / Infrastructure Devp. for Training Research Centre, Laboratories, implements	PE	SSS	200.00	211.00	500.00
6	National Horticulture Mission	PE	CSS	7988.21	5300.00	12043.18
7	Implementation of Horticultural Prog. in Non-Horticulture Mission District	PE	SSS	80.00	160.00	300.00
8	Micro Irrigation (Horticulture)	PE	SSS	200.00	6000.00	7500.00
9	Development of Potato Vegetables & Spices	PE	SSS	350.00	902.00	6500.00
10	Rural Infrastructure Development Fund (RIDF)	PE	SSS	15588.01	18000.00	18000.00
11	Rashtriya Krushi Vikas Yojana (RKVY)	PE	CSS	32902.67	29200.00	45000.00
12	Strengthening of School of Horticulture	PE	SSS	0.00	200.00	100.00
13	Sustainable Harnessing of ground water in water deficit areas	PE	SSS	0.00	10916.65	10000.00
14	Development of Agriculture firms	PE	SSS	333.94	500.00	1000.00
15	Promotion of Integrated Farming	PE	SSS	0.00	0.01	1000.00
16	Technology Mission on Sugarcane Development	PE	SSS	158.95	200.00	200.00
17	Special Crop specific Scheme-Coconut	PE	SSS	109.97	0.00	52.05
18	Special Crop Specific Scheme-Betel Vine	PE	SSS	79.71	0.00	0.01
19	Biju Krushak Kalyan Yojana	PE	SSS	3696.17	500.00	300.00

30% WOMEN SPECIFIC SCHEMES (RS. IN LAKHS)

	Name of the scheme	Sector	Exp.	2019-20	2020-21 RE	2021-22 BE
20	Development of Infrastructure of Post Harvest Management	PE	SSS	1300.00	1100.00	0.01
21	Horticulture Mission Plus	PE	SSS	1653.87	510.00	525.00
22	Promotion of need based Plant Protection	PE	SSS	104.00	211.01	400.00
23	State Potato Mission	PE	SSS	100.00	100.00	300.00
24	Support to Farmer Producers Organisation	PE	SSS	0.00	6000.00	6000.01
25	Paramparagat Krishi Vikash Yojana (PKVY)	PE	CSS	3708.72	3000.00	3528.77
26	Global Environmental Facility Project (GEF)	PE	CSS	0.00	0.01	0.00
27	Technology Mission on Cotton	PE	SSS	200.00	500.00	1000.00
28	Support to Crop Insurance in the State	PE	SSS	200.00	211.00	211.00
29	Farmers Welfare - KALIA	PE	SSS	448767.18	219800.00	180000.00
30	Rainfed Area Development & Climate Change	PE	CSS	3364.65	2500.00	3000.00
31	National Project on Agro Forestry	PE	CSS	125.00	500.96	666.70
32	Pradhan Mantri Krishi Sinchai Yojana (PMKSY) - Per Drop More Crop	PE	CSS	4000.00	6000.00	14184.03
33	Sub-Mission on Seeds & Planting Material	PE	CSS	0.00	1057.00	1200.00
34	Sub-Mission on Agriculture Extension	PE	CSS	5802.85	5100.00	17618.00
35	Pradhan Mantri Krishi Sinchai Yojana (PMKSY) - Har Khet Ko Pani	PE	CSS	1684.26	0.00	0.00
36	National Food Security Mission (NFSM) - Other Crops	PE	CSS	12572.04	6944.97	14476.29
37	National Food Security Mission (NFSM) - Oil Seeds and Oil Palm	PE	CSS	1922.00	3000.00	3935.00
38	Jala Dhara Construction of Dug well and Farm Pond	PE	SSS	0.00	1500.00	500.00
39	Special Fruit Specific Scheme	PE	SSS	0.00	2000.00	2000.00
	Total			552444.20	340326.61	359512.05
Co-operation						
1	Co-operation Department	AE	EOM	1.00	1.00	1.00
2	Information, Education and Communication	PE	SSS	70.00	20.00	20.00
3	Infrastructure Development	PE	SSS	100.00	415.66	0.03

30% WOMEN SPECIFIC SCHEMES (RS. IN LAKHS)

	Name of the scheme	Sector	Exp.	2019-20	2020-21 RE	2021-22 BE
4	Pradhan Mantri Fasal Bima Yojana (PMFBY)	PE	CSS	70967.00	66301.40	50000.00
5	Farmers Welfare - KALIA	PE	SSS	0.00	7200.00	14394.41
	Total			71138.00	73938.06	64415.44
Commerce						
1	Rural Infrastructure Development Fund (RIDF)	PE	SSS	111.06	545.00	501.00
	Total			111.06	545.00	501.00
D&M						
1	Other Relief Measures	DRF	SDRF	0.00	17800.02	2600.02
2	World Bank Assisted EAP - Odisha Disaster Recovery Project	PE	SSS	8600.00	500.00	1000.00
3	State Disaster Response Fund	DRF	SDRF	420343.60	159872.18	305030.00
4	Subsidy	DRF	SDRF	6247.51	5131.49	5000.00
	Total			435191.11	183303.69	313630.02
E & IT						
1	Information, Education and Communication	PE	SSS	15.75	0.01	0.01
	Total			15.75	0.01	0.01
Energy						
1	Department of Energy	AE	EOM	0.00	0.01	0.01
2	Information, Education and Communication	PE	SSS	17.57	20.21	100.01
3	Biju Graama Jyoti	PE	SSS	6.60	0.03	500.00
4	Rajiv Gandhi Gramin Vidyuti Karan Yojana	PE	SSS	108051.72	6800.00	0.05
5	Biju Saharanchal Vidyutikaran Yojana	PE	SSS	0.00	0.03	500.00
6	Roof top solar photovoltaic system for govt./Agencies Building	PE	SSS	0.00	0.01	1600.00
7	Dindyal Upadhaya Gram Jyoti Yojana	PE	SSS	2842.62	1326.92	0.01
8	Sahaj Bijli Har Ghar Yojana (Rural) - Saubhagya	PE	SSS	8794.00	1500.00	5000.00
9	"Ama Ghare LED Light" Karyakram	PE	SSS	1000.00	100.00	0.01

30% WOMEN SPECIFIC SCHEMES (RS. IN LAKHS)

	Name of the scheme	Sector	Exp.	2019-20	2020-21 RE	2021-22 BE
	Total			120712.51	9747.21	7700.09
F & ARD						
1	Grants and Assistance	AE	EOM	460.00	485.50	470.50
2	Information, Education and Communication	PE	SSS	100.00	300.00	300.00
3	Strengthening of Dairy Organisation	PE	SSS	1500.00	1500.00	1516.24
4	Upgradation of skill in self-employment under ARD	PE	SSS	150.00	170.00	178.02
5	Infrastructure Development	PE	SSS	500.01	6000.00	10000.00
6	Rural Infrastructure Development Fund (RIDF)	PE	SSS	8124.40	10525.84	1200.04
7	Encouragement of commercial poultry entrepreneurs and backyard poultry production	PE	SSS	511.99	3446.90	5366.68
8	Matshyajibi Unnayan Yojana	PE	SSS	400.00	425.50	300.00
9	Organisation of Skill Upgradation Training and Awareness Meet in Fisheries Sector	PE	SSS	50.00	300.00	200.00
10	Promotion of Dairy Entrepreneurship	PE	SSS	0.00	0.01	0.01
11	National Livestock Health and Diseases Control Programme	PE	CSS	34.65	1000.00	1000.00
12	White Revolution - Rashtriya Pashaudhan Vikash Yojana	PE	CSS	3042.86	7208.44	9192.05
13	Establishment of Dairy Science College	PE	SSS	0.00	0.01	0.01
14	Machha Chasa Pain Nua Pokhari Khola Yojana	PE	SSS	4486.94	6325.00	7000.00
15	Integrated Livestock Development Programme	PE	SSS	1245.73	1742.90	922.01
	Total			20606.58	39430.10	37645.56
Forest & Env.						
1	Grants and Assistance	AE	EOM	530.05	6233.25	6439.56
2	Green India Mission	PE	CSS	2364.87	6226.62	5655.87
3	Information, Education and Communication	PE	SSS	20.00	20.00	20.00
4	Odisha Forest Sector Development Project (EAP, JBIC(Japan) assisted)	PE	SSS	10000.00	19825.54	12000.00
5	National Bamboo Mission	PE	CSS	166.66	2594.83	1000.00

30% WOMEN SPECIFIC SCHEMES (RS. IN LAKHS)

	Name of the scheme	Sector	Exp.	2019-20	2020-21 RE	2021-22 BE
6	Financial Assistance	PE	SSS	132.00	132.00	132.00
7	Amo Jangal Yojana / Odisha Community forest Protection and Management Programme	PE	SSS	1500.00	27.00	1500.00
8	Increasing the Green Cover in the State	PE	SSS	3486.10	20.77	735.94
9	National Afforestation Programme	PE	CSS	1943.11	3313.08	3712.06
10	Conservation of Natural Resources and Ecosystems	PE	CSS	85.00	500.00	500.00
	Total			20227.79	38893.09	31695.43
FS&CW						
1	Information, Education and Communication	PE	SSS	73.24	95.00	300.00
2	Rationing and supply of Food Grains	AE	EOM	3220.40	3798.34	3876.10
3	Subsidy to OSCSC for Annapurna under NSAP	PE	CSS	560.64	560.64	560.64
4	Public Distribution System	PE	SSS	120589.56	209618.32	95143.77
	Total			124443.84	214072.30	99880.51
GA						
1	Administrative Training School	AE	EOM	434.47	462.89	500.96
2	Establishment of Staff Selection Commission	AE/PE	EOM	630.13	1025.91	942.25
3	Establishment of State Public Service Commission	PE	EOM	1278.71	1664.22	1776.17
4	Information, Education and Communication	PE	SSS	0.00	0.01	0.01
5	Establishment of Sub-ordinate Staff Selection Commission	AE	EOM	278.06	673.52	908.89
	Total			2621.37	3826.55	4128.28
H & UD						
1	Information, Education and Communication	PE	SSS	89.19	200.00	100.00
2	National Urban Livelihood Mission	PE	CSS	2387.35	4200.00	4082.48
3	Swachha Bharat Mission (SBM) - Urban	PE	CSS	16741.00	13500.00	21500.00
4	Urban Transformation Initiative (UNNATI)	PE	SSS	37000.00	19100.00	30000.00
5	Pradhan Mantri Awaas Yojana (Urban)	PE	CSS	29039.01	21054.00	30020.57

30% WOMEN SPECIFIC SCHEMES (RS. IN LAKHS)

	Name of the scheme	Sector	Exp.	2019-20	2020-21 RE	2021-22 BE
	Total			85256.55	58054.00	85703.05
H & FW						
1	Capital Hospital, Bhubaneswar	PE	SSS	88.86	265.00	265.00
2	Dental College, Cuttack	PE	SSS	0.00	14.40	14.40
3	District Family Welfare Bureau	PE	SSS	873.90	1062.66	1040.58
4	Education	PE	SSS	2.00	2.01	2.01
5	Hospital and Dispensaries	PE	SSS	46.52	68.94	67.00
6	Information, Education and Communication	PE	SSS	1100.00	300.00	300.00
7	Institute of Paediatrics, Cuttack	PE	SSS	54.38	60.00	80.00
8	Leprosy	PE	SSS	15.88	45.36	68.00
9	Malaria	PE	SSS	0.00	0.03	0.03
10	Medical College Hospital, Berhampur	PE	SSS	218.42	259.00	358.65
11	Medical College Hospital, Burla	PE	SSS	183.96	320.73	300.00
12	Medical College Hospital, Cuttack	PE	SSS	530.00	640.00	845.00
13	Medical Institution of Malkangiri Zone	PE	SSS	14.65	35.00	35.00
14	Medical Institution of Umerkote Zone	PE	SSS	16.17	23.00	23.00
15	National Malaria Eradication Programme	PE	CSS	0.00	58.01	58.01
16	Other Hospitals	PE	SSS	1435.37	2584.26	2934.26
17	Primary Health Centre	PE	SSS	428.75	618.50	1580.00
18	Rural Family Welfare Sub-Centre under Rural Family Welfare Service	PE	SSS	13188.45	14722.18	14562.09
19	State Institute of Health and Family Welfare	PE	SSS	391.08	541.06	542.32
20	T.B. Control Programme	PE	SSS	31.93	128.32	137.48
21	Urban Family Welfare Service - Revamping of Urban Slums	PE	SSS	166.74	191.08	189.59
22	Urban Family Welfare Centre under Urban Family Welfare Service	PE	SSS	0.00	5.83	5.83
23	National Rural Health Mission	PE	CSS	170495.49	201999.31	172040.40

30% WOMEN SPECIFIC SCHEMES (RS. IN LAKHS)

	Name of the scheme	Sector	Exp.	2019-20	2020-21 RE	2021-22 BE
24	Food Safety Programme	PE	SSS	440.00	440.00	440.00
25	Malaria Control Programme	PE	SSS	999.97	999.97	999.97
26	Medical College Hospital, Koraput	PE	SSS	70.34	165.00	165.00
27	Medical College Hospital, Baripada	PE	SSS	95.84	191.74	191.74
28	Medical College Hospital, Balasore	PE	SSS	34.32	200.00	150.00
29	Medical College Hospital, Bolangir	PE	SSS	58.99	214.00	150.00
30	Rashtriya Swasthya Suraksha Yojana	PE	CSS	0.00	3.00	3.00
31	Mukhya Mantri Swasthya Seva Mission	PE	SSS	37155.39	76026.40	157207.60
32	National Urban Health Mission	PE	CSS	3025.00	3905.01	3476.34
33	Biju Swasthya Kalyana Yojana	PE	SSS	102546.02	137350.79	135258.53
	Total			333708.42	443440.59	493490.83
Handloom & Textile						
1	10% one time rebate on sale of Handloom clothes	PE	SSS	1122.26	779.49	665.00
2	Information, Education and Communication	PE	SSS	100.00	74.98	150.00
3	Promotion of Sericulture Industries	PE	SSS	621.99	251.00	520.00
4	Promotion of Handicraft Industries.	PE	SSS	3456.90	1515.96	2406.78
5	Promotion of Handloom Industries	PE	SSS	3020.02	1732.00	3084.01
6	Promotion of Textile Industries	PE	SSS	451.00	241.00	885.01
7	Establishment of Urban Haat	PE	SSS	0.00	54.01	100.00
8	Formation of Community Owned Company (COC) through Fab India Ltd. for promotion of Rural Craft(PPP) Project	PE	SSS	0.00	0.01	0.01
9	Marketing support and services	PE	SSS	0.00	0.01	0.01
10	DEPARTMENT OF HANDLOOMS, TEXTILES & HANDICRAFTS	AE	EOM	0.80	0.60	0.50
11	National Handloom Development Programme	PE	SSS	61.05	0.01	0.01
12	Infrastructure & Technology Development for Handicraft Industries	PE	SSS	0.00	0.03	0.01

30% WOMEN SPECIFIC SCHEMES (RS. IN LAKHS)

	Name of the scheme	Sector	Exp.	2019-20	2020-21 RE	2021-22 BE
13	Handloom and Handicraft Development and Promotion Council	PE	SSS	1.93	0.01	0.01
14	Silk Samagra	PE	SSS	103.95	130.00	40.00
15	Mukhyamantri Baristha Karigar Sahayata Yojana	PE	SSS	0.00	50.00	50.00
16	Market Development Assistance to Handloom Society	PE	SSS	0.00	300.00	400.00
	Total			8939.90	5129.11	8301.35
Higher Edn						
1	Odisha State Higher Education Council	PE	SSS	65.00	100.00	85.00
2	Information, Education and Communication	PE	SSS	12.66	31.59	31.59
3	N.C.C.	PE	SSS	2244.83	2931.66	2802.50
4	National Service Scheme	PE	SSS	19.99	120.00	120.00
5	Other Educational Facilities	PE	SSS	1806.33	4905.00	8490.91
6	Infrastructure Development	PE	SSS	6000.00	1389.20	15800.00
7	Modernisation of Quality Education	PE	SSS	132.77	1400.00	700.00
8	Youth Red Cross	PE	SSS	19.94	20.00	20.00
9	Distribution of Laptops to Meritorious Students	PE	SSS	4433.05	1500.00	4550.00
10	Rashtriya Uchhatar Shiksha Abhiyan (RUSA)	PE	CSS	5490.55	10000.00	21200.00
11	Information & E-Governance	PE	SSS	0.00	150.00	100.00
12	Strengthening of Higher Education in Odisha (World Bank) - EAP	PE	SSS	4280.91	12000.01	13000.00
13	Odisha University Research and Innovation Incentivization Plan	PE	SSS	132.18	300.00	200.00
14	Mo College Abhiyan	PE	SSS	0.00	1000.00	700.00
	Total			24638.21	35847.46	67800.00
Home						
1	Aftercare Homes, Shelters and Service etc.	AE	EOM	17.37	23.67	22.10

30% WOMEN SPECIFIC SCHEMES (RS. IN LAKHS)

	Name of the scheme	Sector	Exp.	2019-20	2020-21 RE	2021-22 BE
2	Information, Education and Communication	PE	SSS	0.00	0.01	0.01
3	State Organisation	AE	EOM	19.91	25.21	25.21
4	Compensation to Riot Victims	AE	EOM	0.00	0.01	0.01
5	Self employment of BPL family members of the prisoners	PE	SSS	8.00	8.00	5.70
6	Special Court under POCSO Act (Fast Track Special Courts (FTSCs)	EOM	AE	0.00	3258.46	3629.02
	Total			45.28	3315.36	3682.05
Industries						
1	Assistance to PSUS & Other undertakings	PE	SSS	1607.00	4456.17	6524.32
2	Industries Department	AE	EOM	0.50	0.60	0.50
3	Information, Education and Communication	PE	SSS	100.00	200.00	200.00
4	New Scheme for promotion of other Industries	PE	SSS	100.00	850.01	0.01
5	Subsidies to Medium and Large Industries	PE	SSS	17748.40	6988.85	3200.00
6	Renovation of Kalinga Studio Ltd.	PE	SSS	200.00	100.00	1500.00
7	Payment of IDCO dues towards land cost in I/Es reimbursement	PE	SSS	55.00	0.00	0.00
8	Industrial Infrastructure Development Fund(IIDF)	PE	SSS	0.00	2500.00	2500.00
	Total			19810.90	15095.63	13924.83
Labour & Emp						
1	Dispensaries	PE	CSS	0.00	1813.53	2000.00
2	Hospitals	AE	EOM	1359.70	2520.47	2562.00
3	Information, Education and Communication	PE	SSS	9.81	20.19	100.00
4	Implementation of Child Labour (Prohibition and Regulation) Act,1986	PE	SSS	339.99	285.00	273.30
5	Rescue of exploited migrated labour	PE	SSS	1006.00	500.30	650.00
6	Implementation of Un-organised Workers Social Security Act	PE	SSS	200.00	1250.00	1471.19

30% WOMEN SPECIFIC SCHEMES (RS. IN LAKHS)

	Name of the scheme	Sector	Exp.	2019-20	2020-21 RE	2021-22 BE
	Total			2915.50	6389.49	7056.49
Law						
1	State Human Rights Commission	AE/PE	EOM	494.94	567.47	495.93
2	Social Welfare through awareness generation under Central Acts	PE	SSS	24.63	25.00	25.00
3	Grants for Housing Scheme for Poor and needy sevak families	PE	SSS	0.00	10.00	3.00
	Total			519.57	602.47	523.93
MSME						
1	Establishment of Block Level Extension Office under Directorate of Industries	AE	EOM	1224.27	1382.79	1181.12
2	Information, Education and Communication	PE	SSS	0.00	20.00	35.00
3	Odisha Khadi and Village Industries Board	AE	EOM	1362.06	1445.97	3506.22
4	Rebate on Sale of Khadi Cloth	PE	SSS	40.00	70.00	70.00
5	Subsidies for Small Scale Industries	PE	SSS	1480.28	4300.00	7200.01
6	Grants / Assistance for Micro, Small & Medium Industries	PE	SSS	1624.98	4939.96	16295.05
7	MICRO, SMALL & MEDIUM ENTERPRISES DEPARTMENT	AE	EOM	0.50	0.60	0.50
8	MSME Development Programme	PE	SSS	2648.00	1675.01	4467.11
9	Subsidy for MSME	PE	SSS	2000.00	2500.00	4000.00
10	Promotion of MSME	PE	SSS	302.23	525.00	2460.01
	Total			10682.32	16859.33	39215.02
OLL & C						
1	Culture Department	AE	EOM	0.00	0.01	0.01
2	Directorate of Culture	PE	SSS	936.32	1730.00	930.00
3	Information, Education and Communication	PE	SSS	100.00	100.00	100.00
4	Miscellaneous	AE	EOM	405.00	440.00	427.43

30% WOMEN SPECIFIC SCHEMES (RS. IN LAKHS)

	Name of the scheme	Sector	Exp.	2019-20	2020-21 RE	2021-22 BE
5	Utkal Sangeeta Mahavidyalaya, BBSR	AE/PE	EOM	293.27	374.03	375.59
6	Grants to Cultural Institutions for promotion of Art, Culture and Heritage	AE/PE	EOM	1004.48	1085.04	1125.95
7	Language Promotion Programme of Odisha Sahitya Akademy	PE	SSS	0.00	0.10	0.00
8	Mukhya Mantri Kalakara Sahayata Yojana	PE	SSS	4973.66	5100.00	5100.00
	Total			7712.73	8829.18	8058.98
P & C						
1	Information, Education and Communication	PE	SSS	8.19	30.00	25.00
2	Biju KBK Yojana	PE	SSS	12000.00	12000.00	25000.00
3	Biju Kandhamal O Gajapati Yojana	PE	SSS	2850.00	2850.00	2850.00
4	Pradhan Mantri Fasal Bima Yojana (PMFBY)	PE	CSS	0.00	0.01	0.01
5	Socio-Economic Transformation and Upliftment(SETU)	PE	SSS	377.10	10000.00	5000.00
	Total			15235.29	24880.01	32875.01
PR						
1	Gram Panchayats	PE	SSS	200.00	200.00	200.00
2	Information, Education and Communication	PE	SSS	0.00	5.94	5.85
3	Panchayati Raj Department	AE	EOM	2536.83	1905.43	1927.90
4	Rehabilitation of Bonded labourers	PE	CSS	0.00	200.00	100.00
5	State Institute for Rural Development	AE	EOM	126.57	145.91	137.97
6	Gopabandhu Grameen Yojana	PE	SSS	0.00	0.06	0.06
7	National Rural Employment Guarantee Scheme	PE	CSS	98932.22	170891.06	200000.00
8	NREGS Head Quarter Cell	PE	CSS	53.10	85.50	89.01
9	Capacity Building	PE	SSS	290.11	500.00	500.00
10	Management Support to Rural Development Programmes and Strengthening District Planning Process etc.	PE	CSS	105.36	173.22	184.99

30% WOMEN SPECIFIC SCHEMES (RS. IN LAKHS)

	Name of the scheme	Sector	Exp.	2019-20	2020-21 RE	2021-22 BE
11	Aam Admi Bima Yojana	PE	SSS	1000.00	1000.00	0.00
12	National Rural Livelihood Mission (NRLM)	PE	CSS	89416.89	85615.27	126566.52
13	National Rural Livelihood Mission (NRLM) Head Quarters Cell	PE	CSS	302.05	446.65	450.00
14	Pradhan Mantri Awaas Yojana (Rural) - Biju Pucca Ghar	PE	CSS	349638.03	597599.94	300000.00
15	Shyama Prasada Mukharjee RURBAN Mission	PE	CSS	900.00	8000.00	8000.00
16	Revolving Fund for MGNREGS wages	PE	SSS	50000.00	50000.00	50000.00
17	Swachha Bharat Mission (SBM) - Grameen	PE	CSS	233626.56	10000.00	20000.00
18	Infrastructure Development Fund Scheme for the KBK Districts	PE	SSS	1600.00	0.03	0.03
19	Ama Gaon Ama Vikash	PE	SSS	34846.28	1840.55	0.03
20	Rashtriya Gram Swaraj Abhiyan	PE	CSS	1333.00	2000.00	3000.00
21	Grants and Assistance under the award of 5th SFC	Transfers From State	Transfers to Local Bodies	0.00	5000.00	5000.00
22	Strengthening of Panchayat Samiti Establishment under the award of 5th SFC	Transfers From State	Transfers to Local Bodies	0.00	26870.01	29948.77
	Total			864907.00	962479.57	746111.13
RD						
1	Information, Education and Communication	PE	SSS	0.00	0.01	0.00
2	Pradhan Mantri Gram Sadak Yojana	PE	CSS	112307.17	150000.00	200000.00
3	Rural Roads	AE/PE	EOM	50737.46	72001.00	122345.46
4	Training	AE	EOM	51.80	130.00	130.01
5	Rural Infrastructure Development Fund (RIDF)	PE	SSS	94399.75	85220.00	133220.00

30% WOMEN SPECIFIC SCHEMES (RS. IN LAKHS)

	Name of the scheme	Sector	Exp.	2019-20	2020-21 RE	2021-22 BE
6	Maintenance of Roads & Bridges constructed under Pradhan Mantri Gram Sadak Yojana (PMGSY)	AE	EOM	36124.44	30347.38	42195.63
7	Infrastructure Development Fund Scheme for the KBK Districts	PE	SSS	1894.73	2400.00	0.03
	Total			295515.35	340098.39	497891.13
Revenue						
1	Advance Survey and Map Publication	AE/PE	EOM	444.69	1068.30	560.31
2	Compensation and Assignments	PE	SSS	61.64	60.95	23.80
3	Grants and Assistance	AE	EOM	25.00	29.20	25.00
4	Information, Education and Communication	PE	SSS	9.98	150.00	0.01
5	Recruitment and Departmental Examination	PE	SSS	18.71	20.00	20.00
6	Tehsil Establishment	PE	SSS	1095.36	1070.02	910.02
7	Construction of building of Revenue and D M Deptt.	PE	SSS	11702.49	9306.01	13267.16
8	Census Establishment	PE	CSS	1000.00	5000.00	5000.00
9	Compensation to Riot Victims	AE	EOM	617.80	0.00	0.00
10	Digital India Land Records Modernization Programme (DILRMP)	PE	CSS	105.07	0.00	0.00
	Total			15080.74	16704.48	19806.30
S&M Edn.						
1	Information, Education and Communication	PE	SSS	0.00	2000.01	5000.00
2	Mid-Day Meals	PE	SSS	73827.14	115805.16	95700.01
3	Popularisation of Science and Technology Programme	PE	SSS	49.60	55.00	55.00
4	Infrastructure Development	PE	SSS	0.00	0.02	0.02
5	Modernisation of Quality Education	PE	SSS	98.90	507.35	804.90
6	Youth Red Cross	PE	SSS	5.00	5.00	5.00
7	Scheme for providing education to Madrasas, Minorities and Disabled	PE	CSS	0.00	1200.00	0.02

30% WOMEN SPECIFIC SCHEMES (RS. IN LAKHS)

	Name of the scheme	Sector	Exp.	2019-20	2020-21 RE	2021-22 BE
8	Support for Educational Development including Teachers Training & Adult Education	PE	CSS	0.00	0.01	0.00
9	Gangadhar Meher Sikshya Manakbrudhi Yojana-18072 - Free Bicycles to class IX students	PE	SSS	14357.27	16116.00	15371.53
10	Mukhyamantri Medha Bruti	PE	SSS	1775.20	1774.50	1774.50
11	State Support for Samagra Shiksha	PE	SSS	0.00	744.01	644.02
12	Samagra Shiksha	PE	CSS	301625.39	209762.89	306205.76
	Total			391738.50	347969.95	425560.76
Sc & Tech.						
1	Development of Bio- Technology	PE	SSS	200.00	414.00	715.00
2	Odisha Space Applications Centre	AE/PE	EOM	609.80	736.94	656.73
3	Functioning of the State Council on Science and Technology	PE	SSS	586.00	311.52	320.00
4	Grants and Assistance	AE	EOM	410.00	1200.00	1241.90
5	Odisha Bigyan Academy	AE	EOM	118.55	98.53	77.50
6	Popularisation of Science and Technology Programme	PE	SSS	121.25	121.25	115.25
7	Support to Scientific Institutions	PE	SSS	826.64	686.64	555.00
8	Roof top solar photovoltaic system for govt./Agencies Building	PE	SSS	1500.00	2665.00	0.00
	Total			4372.24	6233.88	3681.38
SD & TE						
1	Information, Education and Communication	PE	SSS	43.95	50.00	50.00
2	National Apprenticeship Training	PE	SSS	2445.01	2518.71	1894.97
3	Odisha State Employment Mission	PE	SSS	0.00	68.00	50.00
4	Improving employable skill and creation of self-employment opportunities for unemployed youths	PE	SSS	576.39	423.29	450.00
5	Skill Development & Technical Education Department	AE	EOM	0.50	0.60	0.50

30% WOMEN SPECIFIC SCHEMES (RS. IN LAKHS)

	Name of the scheme	Sector	Exp.	2019-20	2020-21 RE	2021-22 BE
6	Infrastructure Development of Engineering Schools / Polytechnic	PE	SSS	4818.08	3140.00	3000.00
7	Skill Development Mission	PE	CSS	137.85	1074.74	413.07
8	Rashtriya Uchhatara Sikshya Abhiyan (RUSA)	PE	CSS	30.00	490.00	428.23
9	Pradhan Mantri Kaushal Vikash Yojana	PE	CSS	273.00	1100.05	800.04
10	SANKALP Project-World Bank (EAP)	PE	SSS	716.00	666.66	200.00
	Total			9040.78	9532.05	7286.81
Sports & YS						
1	Establishment of Sports School / Hostel	AE	EOM	1077.23	1119.01	1424.00
2	Grants and Assistance	AE	EOM	470.00	470.01	530.00
3	Information, Education and Communication	PE	SSS	76.41	50.01	50.00
4	Promotion of Sports and Games	PE	SSS	15.71	20.00	1420.00
5	Infrastructure Development	PE	SSS	14349.70	14799.97	31335.00
6	Construction of Sports Stadium / Complex	PE	SSS	0.00	0.03	0.00
7	Grants for Youth Welfare Programmes for Non-Students	AE	EOM	126.94	80.20	101.20
8	Grants & Assistance for Sports & Games	PE	SSS	100.00	100.00	100.00
9	Promotion of Youth Activities	PE	SSS	1600.00	0.03	0.00
10	Training and Coaching for Excellence	PE	SSS	40.00	40.00	40.00
11	Financial Assistance to outstanding sports persons for international participation and advance training and coaching	PE	SSS	100.00	100.00	100.00
12	Promotion of Tribal Sports	PE	SSS	0.00	500.00	200.00
	Total			17955.99	17279.26	35300.20
SSEPD						
1	Grants and Assistance	AE	EOM	1.00	1.00	1.00
2	Home for Aged	PE	SSS	3550.00	18900.00	11400.00

30% WOMEN SPECIFIC SCHEMES (RS. IN LAKHS)

	Name of the scheme	Sector	Exp.	2019-20	2020-21 RE	2021-22 BE
3	Information, Education and Communication	PE	SSS	100.00	100.00	100.00
4	National Old age Pension to destitute	PE	SSS	93937.05	61900.00	59724.74
5	National Programme for rehabilitation of persons with disabilities	AE	EOM	239.77	240.00	240.00
6	Printing of Braille Books	AE	EOM	10.00	10.00	10.00
7	Rehabilitation of cured Leprosy patients	PE	SSS	99.65	100.00	100.00
8	Setting up of Commission for disabled	PE	SSS	144.71	144.00	144.00
9	Special Appliances	AE	EOM	220.00	208.00	200.01
10	Training of Teachers for the blind and disabled	AE	EOM	35.00	35.00	35.00
11	Voluntary Organisation for maintenance of physically handicapped and mentally retarded children	AE	EOM	2878.37	3921.76	3923.00
12	Madhubabu Pension for Destitute	PE	SSS	190276.65	101331.93	150907.96
13	Rehabilitation of physically and mentally challenged socially disadvantaged persons	PE	SSS	1200.00	1200.00	1200.00
14	Scholarship and Stipend to Handicapped Students	PE	SSS	1262.26	800.00	800.00
15	Other Plan Schemes for welfare of handicapped	PE	SSS	276.49	1200.01	2200.00
16	Indira Gandhi National Disable Pension Scheme	PE	SSS	6936.78	4003.06	4003.06
17	Winter Allowance	PE	SSS	0.00	0.03	0.03
18	Incentive for marriage between PWDs and Normal person	PE	SSS	198.51	500.00	1000.00
19	Implementation of Persons with Disabilities Act - 1995	PE	CSS	591.46	1000.00	1000.00
20	Programmes and activities for Senior Citizens	PE	SSS	250.00	250.00	250.00
21	Programmes and activities for Beggars and Destitute	PE	SSS	100.00	500.00	1200.00
22	Bhima Bhoi Bhinna Khyama Samarthyaa Abhijan	PE	SSS	2000.00	2500.00	2300.00
23	Programmes and activities for Trans Gender	PE	SSS	250.00	682.00	682.00
24	National Family Benefit Scheme	PE	CSS	1660.26	3939.00	3939.00

30% WOMEN SPECIFIC SCHEMES (RS. IN LAKHS)

	Name of the scheme	Sector	Exp.	2019-20	2020-21 RE	2021-22 BE
25	State Institute for Empowerment of persons with Disabilities(SIEP)	PE	SSS	377.25	377.00	500.00
26	Advanced Rehabilitation Center (ARC)	PE	SSS	225.80	156.00	600.00
27	State Fund for implementation of the Rights of Persons with Disabilities (RPD) Act.	PE	SSS	200.00	200.00	400.00
28	Supply of subsidised Rice	PE	SSS	0.00	491.00	518.00
29	National Action programme for Senior Citizens(NAPSrC)	PE	CSS	0.00	892.30	817.00
	Total			307021.01	205582.09	248194.80
ST&SC Dev.						
1	Ashram School	AE	EOM	4486.46	5122.47	4816.73
2	Development of Dispersed Tribes outside Project areas in Cluster	PE	CSS	0.00	210.00	0.00
3	Development of Dispersed Tribals (MADA) under ITDP	AE	EOM	12.37	330.60	15.60
4	Establishment of Micro Project for Primitive Tribes - Normal	AE	EOM	379.24	412.00	412.00
5	Establishment of Micro Project for Primitive Tribes under ITDP	PE	CSS	1009.18	5735.01	5000.01
6	Family Oriented and Poverty Eradication Programme of the Tribals outside ITDA, MADA and Cluster	PE	CSS	0.00	315.00	0.00
7	Hostels	AE	EOM	2667.21	4651.12	3298.97
8	Implementation of Economic Development Schemes for Minorities	PE	SSS	12.04	15.05	20.00
9	Implementation of Income Generating & Infrastructure Devp. Programme under Integrated Tribal Devp. Project	PE	CSS	7871.08	8000.00	0.00
10	Implementation of Income Generating Scheme for SCs	PE	CSS	0.00	8146.15	7431.54
11	Information, Education and Communication	PE	SSS	203.49	236.78	235.00
12	Research-cum- Training	AE	EOM	969.55	831.13	1346.44
13	Special Educational Infrastructure (Normal)	AE	EOM	19350.64	19563.12	23113.54
14	Implementation of Income Generating Schemes for OBC/SEBC Youths	PE	SSS	108.35	112.86	120.00
15	Pre-matric scholarship for OBC students	PE	SSS	1637.53	1872.04	1850.00

30% WOMEN SPECIFIC SCHEMES (RS. IN LAKHS)

	Name of the scheme	Sector	Exp.	2019-20	2020-21 RE	2021-22 BE
16	Pre-matric scholarship for Minority students	PE	CSS	0.00	18.00	10.00
17	Scholarship and Stipend for SC Students	PE	SSS	36016.29	27473.36	33616.27
18	Scholarship and Stipend for ST Students	PE	SSS	55199.57	38089.43	56588.75
19	Post Matric Scholarship and stipend to OBC students	PE	SSS	4180.21	7240.01	8100.02
20	Scholarship and stipend for Minority students	PE	SSS	0.00	364.88	20.03
21	Pradhan Mantri Adarsha Gram Yojana (PMAGY)	PE	CSS	4100.00	12448.01	10000.00
22	Scheme for the development of Economically Backward Classes (EBCs)	PE	SSS	106.67	430.41	122.33
23	Odisha PVTG Empowerment and Livelihood Improvement Programme (OPELIP)	PE	SSS	10000.00	2000.00	4000.00
24	Development of Minority Educational Institutions	PE	SSS	6.00	0.02	0.00
25	Skill Development and livelihoods	PE	CSS	0.00	0.01	0.01
26	Pradhan Mantri Jan Vikash Karyakarm	PE	CSS	1204.00	7145.87	6184.00
	Total			149519.88	150763.33	166301.24
Tourism						
1	Information, Education and Communication	PE	SSS	200.00	200.00	200.00
2	Tourist Accommodation	AE	EOM	11586.32	15221.59	39437.05
3	Tourist Centre	AE	EOM	63.39	73.29	68.23
4	Tourist Information and Publicity	AE	EOM	7537.18	10372.24	9195.37
5	Barista Nagarika Tirtha Yatra Yojana	PE	SSS	600.00	600.00	400.00
6	Kalinga Institute of Peace and Conflict Resolution	PE	SSS	0.00	500.00	0.01
7	Samuka Project	PE	SSS	0.00	2000.00	0.01
	Total			19986.89	28967.12	49300.67
Transport						
1	Miscellaneous	AE	EOM	160.00	160.00	160.00

30% WOMEN SPECIFIC SCHEMES (RS. IN LAKHS)

	Name of the scheme	Sector	Exp.	2019-20	2020-21 RE	2021-22 BE
2	Special Employment Programme - Crash Programme for Educated Unemployed	AE	EOM	26.45	29.98	30.03
	Total			186.45	189.98	190.03
W & CD						
1	Adoption of Orphan and destitute children	PE	SSS	0.00	0.01	0.01
2	Campaign, Seminar and Sports	PE	SSS	20.00	20.00	20.00
3	Care and protection of Street children	PE	SSS	0.00	0.01	0.01
4	Central Home	AE	EOM	0.25	0.72	0.72
5	Construction of Buildings	PE	SSS	212.34	800.00	800.00
6	District Social Welfare Organisation	AE	EOM	119.47	219.16	316.39
7	Feeding Programme	AE	EOM	507.26	685.23	804.12
8	Head Quarter Establishment	AE	EOM	144.78	144.92	181.91
9	ICDS Training Programme	PE	CSS	202.26	936.99	0.00
10	Information, Education and Communication	PE	SSS	45.99	400.00	400.00
11	Integrated Child Development Service Schemes -District Cell	PE	CSS	407.43	875.52	0.00
12	Integrated Child Development Service Schemes	PE	CSS	135233.23	137215.95	0.00
13	Maintenance of Orphan and Destitute Children	PE	SSS	0.00	0.01	0.01
14	Other Expenses	AE	EOM	70.14	58.39	58.39
15	Secretarial Support to District J.J. Board/Child Welfare Committee	PE	SSS	0.00	0.01	0.01
16	Rehabilitation of Child in need of care and protection of Juveniles in conflict with Law.	AE	EOM	150.04	199.61	209.46
17	Repair/Addition/ Alteration of Anganwadi Centres and CDPO Office building (Non-Residential Buildings)	AE	EOM	353.33	52.59	57.84
18	Reduction of Child Malnutrition and Child Mortality	PE	SSS	0.00	0.01	0.00
19	Construction of Building for Anganwadi Centres	PE	SSS	1367.80	6836.73	2526.00

30% WOMEN SPECIFIC SCHEMES (RS. IN LAKHS)

	Name of the scheme	Sector	Exp.	2019-20	2020-21 RE	2021-22 BE
20	Integrated Child Protection Schemes	PE	CSS	6043.41	7685.00	0.00
21	State Council for Child Welfare	PE	SSS	35.01	35.00	35.00
22	Social Welfare Board	PE	SSS	8.00	8.00	8.00
23	State Commission for Protection of Child Rights	PE	SSS	91.23	91.23	91.23
24	Construction of CDPO Building	PE	SSS	800.00	2680.00	0.01
25	Infrastructure support for renovation of Utkal Balashram	PE	SSS	43.10	1000.00	1000.00
26	Grants to Children rehabilitated through Sponsorship	PE	SSS	0.00	0.01	0.00
27	Child Line	PE	SSS	0.00	0.01	0.01
28	Information & E-Governance	PE	SSS	247.82	1000.00	800.00
29	Biju Sishu Surakshya Yojana	PE	SSS	165.00	600.00	300.00
30	Juvenile Justice Funds	PE	SSS	1.00	500.00	300.00
31	State support to ICDS	PE	SSS	5050.33	9769.10	9649.39
32	Strategy for Odishas Pathway to Accelerated Nutrition (SOPAN)	PE	SSS	0.00	5145.16	5145.16
33	Nutrition Governance	PE	SSS	0.00	1175.00	1175.00
34	Supply of subsidised Rice	PE	SSS	0.00	386.00	386.00
35	Financial Support on Non-GIA Child Care Institutions	PE	SSS	0.00	1150.00	0.00
36	State Support to ICDS - Training	PE	SSS	0.00	828.64	400.00
37	15th FC Grant for Nutrition	PE	SSS	0.00	0.01	0.01
38	VATSALYA	PE	SSS	0.00	0.00	200.00
39	Saksham Anganwadi and POSHAN 2.0 (Anganwadi services, Poshan Abhiyaan, Scheme for Adolescent Girls, and National Creche Scheme)	PE	CSS	0.00	0.00	190630.72
40	Mission VATSALYA (Child Protection Services and Child Welfare Services)	PE	CSS	0.00	0.00	7685.00

30% WOMEN SPECIFIC SCHEMES (RS. IN LAKHS)

	Name of the scheme	Sector	Exp.	2019-20	2020-21 RE	2021-22 BE
	Total			151319.22	180499.02	223180.40
	Works					
1	Construction of Bridges	PE	SSS	0.00	0.01	0.01
2	Construction of Roads	PE	SSS	0.00	0.01	0.01
3	Information, Education and Communication	PE	SSS	30.00	30.00	30.00
4	Road Works under Road Development Programme	PE	SSS	178667.98	150262.11	182615.15
5	Works executed from Central Road Fund	PE	CSS	0.00	43086.00	42854.00
6	Odisha State Roads Project - Road Improvement Component	PE	SSS	6118.67	4750.01	2599.96
7	Odisha State Roads Projects - ISAP and Operating Costs	PE	SSS	112.15	100.02	200.01
8	Odisha State Roads Project- Rehabilitation & Resettlement	PE	SSS	39.34	50.02	50.02
9	Odisha State Roads Project - Land Acquisition,Utility shifting and other Non-reimbursable expenses	PE	SSS	180.41	100.02	150.01
10	Rural Infrastructure Development Fund (RIDF)	PE	SSS	49999.99	60000.00	60000.00
11	PPP-Road Projects - Land Acquisition	PE	SSS	37.81	50.00	0.03
12	PPP-Road Projects - Environment clearances, utility shifting, DPR preparation and other expenses	PE	SSS	166.83	1000.00	100.00
13	PPP-Road Projects - Viability Gap Funding	PE	SSS	5169.75	5169.77	5169.77
14	State Highways Development Project	PE	SSS	16220.99	10000.00	10000.00
15	Capital Road Development Programme	PE	SSS	6000.00	7500.00	7500.00
16	Biju Expressway Projects	PE	SSS	6000.00	3000.00	20000.00
17	Augmentation of Basic Amenities and Development of Heritage and Architecture at Puri (ABADHA)	PE	SSS	74402.32	52400.00	54215.03
18	Road Reconstruction Plan in LWE Affected Areas	PE	CSS	16649.70	6630.90	4646.00
19	Integrated Development of Heritage and Monuments and Tourist Destination	PE	SSS	0.00	5000.03	15000.00
20	Ekamra Kshetra Amenities and Monument Revival Action (EKAMRA) Plan	PE	SSS	0.00	12500.00	20000.00

30% WOMEN SPECIFIC SCHEMES (RS. IN LAKHS)

	Name of the scheme	Sector	Exp.	2019-20	2020-21 RE	2021-22 BE
	Total			359795.94	361628.90	425130.00
	WR					
1	Rural Infrastructure Development Fund (RIDF)	PE	SSS	49371.76	89590.01	79550.00
2	Sustainable Harnessing of ground water in water deficit areas	PE	SSS	0.00	300.00	38920.00
	Total			49371.76	89890.01	118470.00
	Total			4492788.63	4240343.28	4646144.78

