

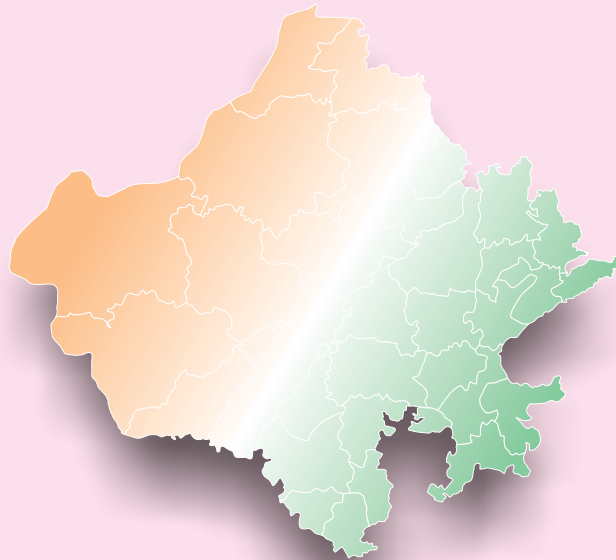
सत्यमेव जयते

Government of Rajasthan



ECONOMIC REVIEW

2020-21



**Directorate of Economics & Statistics,
Rajasthan Jaipur**





सत्यमेव जयते

GOVERNMENT OF RAJASTHAN

ECONOMIC REVIEW 2020-21

**Directorate of Economics & Statistics
Rajasthan, Jaipur**



**CHIEF MINISTER
RAJASTHAN**



M E S S A G E

Rajasthan Government has made several strategic initiatives and interventions to fight against the global pandemic of COVID-19 and to curb the spread of corona virus by strengthening the existing health system in the State. The State Government has also generated various livelihood opportunities for inbound migrants in the State during the lockdown period. An honest attempt was made by the State Government to keep up the economic well being of the State despite the large scale relief/ welfare measures and expenditure incurred thereon.

"Economic Review, 2020-21" comprises the details and statistics of macro economic scenario and social development of the State. The efforts and progress made by the various departments of the State Government during the critical period are also depicted in brief.

I am sure, this publication will be useful not only to public representatives and Government Departments but also to all organisations and individuals interested in the study of overall social and economic development of the State.

(ASHOK GEHLOT)



**Chief Secretary
Government of Rajasthan**

FOREWORD

State Government is endeavouring to ensure the benefits of the public welfare schemes and services to the people in due time through good governance in the State.

To provide specific actionable advice on a range of economic growth and development challenges facing the state especially in the areas of fiscal management, productivity enhancement, creation of employment opportunities and provisions of basic services such as health, sanitation and education, an “Economic Transformation Advisory Council” has also been constituted in the State.

In “**Economic Review, 2020-21**”, Directorate of Economics and Statistics attempts to provide the status of economic growth and progress of socio-economic development of the State.

I am sure, this publication will be useful to all the stake holders.



(Niranjana Arya)



Secretary
Department of Planning and Statistics
Government of Rajasthan

PREFACE

The "**Economic Review, 2020-21**", a publication of Directorate of Economics and Statistics attempts to present a bird's eye view of macro economic developments under various programmes launched by the State Government.

In this publication, economic indicators of the State such as estimates of state domestic product, per capita income, public finance, price statistics along with the achievements made by various government departments in the areas of agriculture, industry, service sector, infrastructure and social services have been presented. An attempt has been made to include the special efforts made by various departments in view of COVID-19 pandemic by utilizing the available resources optimally.

It is hoped that this publication will be useful to all those who are interested in the analysis of the socio-economic scenario of the State.

(Naveen Jain)



Director and Joint Secretary
Directorate of Economics and Statistics
Government of Rajasthan

INTRODUCTION

The Economic Review is presented annually in the State Legislative Assembly at the time of the presentation of the State Government Budget. The "**Economic Review, 2020-21**" comprises of 11 chapters that provide a comprehensive view of the current socio-economic status of Rajasthan, covering all the sectors. It also includes a Statistical Appendix which provides the datasets on key socio-economic indicators.

Along with this, the present publication comprises the special efforts made by the State Government to address the poor, the destitute, the helpless and the needy in the critical period of the COVID-19. The relief provided to the general public by better management for health services and food security by the State Government is also incorporated.

I would like to express my gratitude to all concerned for extending their support in bringing out this publication in time. Any suggestions for improvement of this publication are welcome.

(Dr. Om Prakash Bairwa)

CHAPTER	PAGE	CONTENTS
	i	Key Indicators of Economic Development
	iv	Executive Summary
1	1	Overview of Macro Economic Trends State Domestic Product Per Capita Income Gross Fixed Capital Formation Wholesale Price Index Consumer Price Index
2	19	Agriculture and Allied Sectors Agriculture Scenario Land Utilisation Operational Land Holdings Monsoon Agricultural Production Horticulture Agriculture Marketing Water Resources Colonisation Command Area Development (CAD) Indira Gandhi Nahar Project (IGNP) Ground Water Watershed Development State Warehousing Corporation Animal Husbandry Gopalan Department Dairy Development Fisheries Forestry Environment Department Co-operative
3	49	Rural Development and Panchayati Raj Rural Development Panchayati Raj Rural Infrastructure Rural Non-Farm Development Agency (RUDA)
4	63	Industrial Development Industrial Overview Department of Industries Bureau of Investment Promotion (BIP) Rajasthan State Industrial Development and Investment Corporation Limited (RIICO) Rajasthan Small Industries Corporation Limited (RAJSICO) Rajasthan Financial Corporation (RFC) Delhi-Mumbai Industries Corridor(DMIC) Khadi and Village Industries Factories and Boilers Mining Sector in Rajasthan Oil and Natural Gas Labour Employment Department Rajasthan Skill and Livelihood Development Corporation (RSLDC)

CHAPTER	PAGE	CONTENTS
5	86	Infrastructure Development Power Road Transport Railway Postal and Telecommunication Services Disaster Management and Relief
6	101	Emerging Service Sector Overview of Service Sector in Rajasthan Tourism Culture Archaeology and Museums Devasthan Department Financial Services Information Technology and Communication Rajasthan Jan-Aadhaar Yojana Science & Technology Rajasthan Foundation Planning (Manpower) Department Evaluation Organisation
7	119	Urbanisation and Urban Development Urbanisation in Rajasthan Urban Development in Rajasthan Rajasthan Housing Board Town Planning Department Department of Local Self Government Urban Water Supply
8	136	Basic Social Services- Education and Health Education Medical and Health Ayurved and Other Systems of Medicine Employees State Insurance Scheme (ESI) Family Welfare National Health Mission (NHM)
9	161	Other Social Services/Programmes Water Supply Mid Day Meal Scheme (MDMS) Integrated Child Development Services (ICDS) Child Right Public Distribution System Social Justice and Empowerment Specially Abled Persons Minority Affairs Women Empowerment Twenty Point Programme
10	184	State Finance and Other Resources for Development Fiscal Management Schematic Budget Outlay Externally Aided Projects(EAP) Public Private Partnership (PPP)
11	206 A1-A45	Sustainable Development Goals (SDGs) Statistical Appendix

KEY INDICATORS OF ECONOMIC DEVELOPMENT

S. No.	Particular	Unit	2016-17	2017-18	2018-19	2019-20	2020-21
1	2	3	4	5	6	7	8
1.	Gross State Domestic Product at (a) Constant (2011-12) Prices	₹Crore	596746	624831	655713	688714	643222
	(b) Current Prices		760587	828661	921789	998999	957912
2.	Growth Rate as per GSDP at (a) Constant (2011-12) Prices	Per cent	5.93	4.71	4.94	5.03	- 6.61
	(b) Current Prices		11.61	8.95	11.24	8.38	- 4.11
3.	Sectoral Contribution in GSVA at Constant (2011-12) Prices of	Per cent					
	(a) Agriculture		26.42	25.33	25.61	26.73	29.45
	(b) Industry		33.17	32.70	29.49	28.57	28.15
	(c) Services		40.41	41.97	44.90	44.70	42.40
4.	Sectoral Contribution in GSVA at Current Prices of	Per cent					
	(a) Agriculture		28.02	26.26	25.69	26.80	29.77
	(b) Industry		29.46	29.37	27.27	26.03	24.80
	(c) Services		42.52	44.37	47.04	47.17	45.43
5.	Net State Domestic Product at (a) Constant (2011-12) Prices	₹Crore	529650	554429	580594	610292	570143
	(b) Current Prices		682626	744622	829068	899143	862633
6.	Per Capita Income at (a) Constant (2011-12) Prices	₹	71324	73109	75555	78390	72297
	(b) Current Prices		91924	98188	107890	115492	109386

Note: For the Year 2018-19 Revised Estimates II, Year 2019-20 Revised Estimates I and Year 2020-21 Advance Estimates (AE),
GSVA: Gross State Value Added

Figure 1

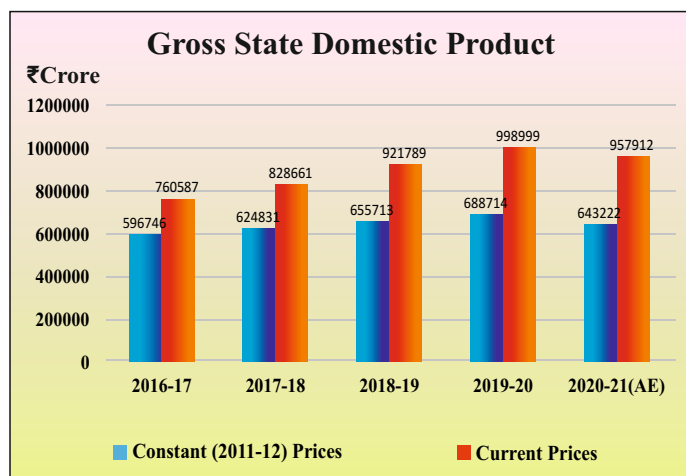


Figure 2

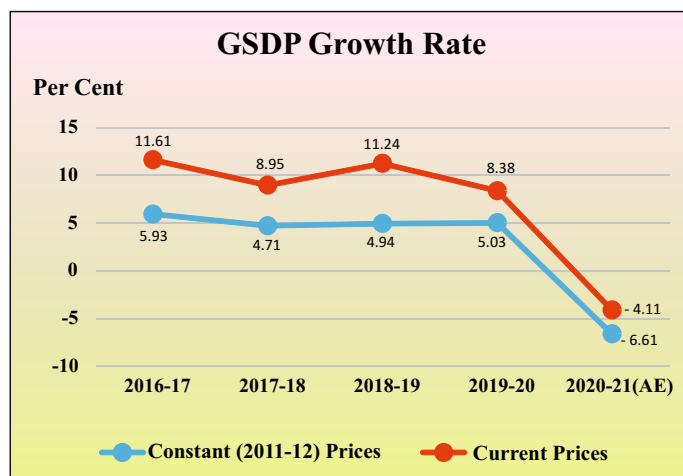


Figure 3

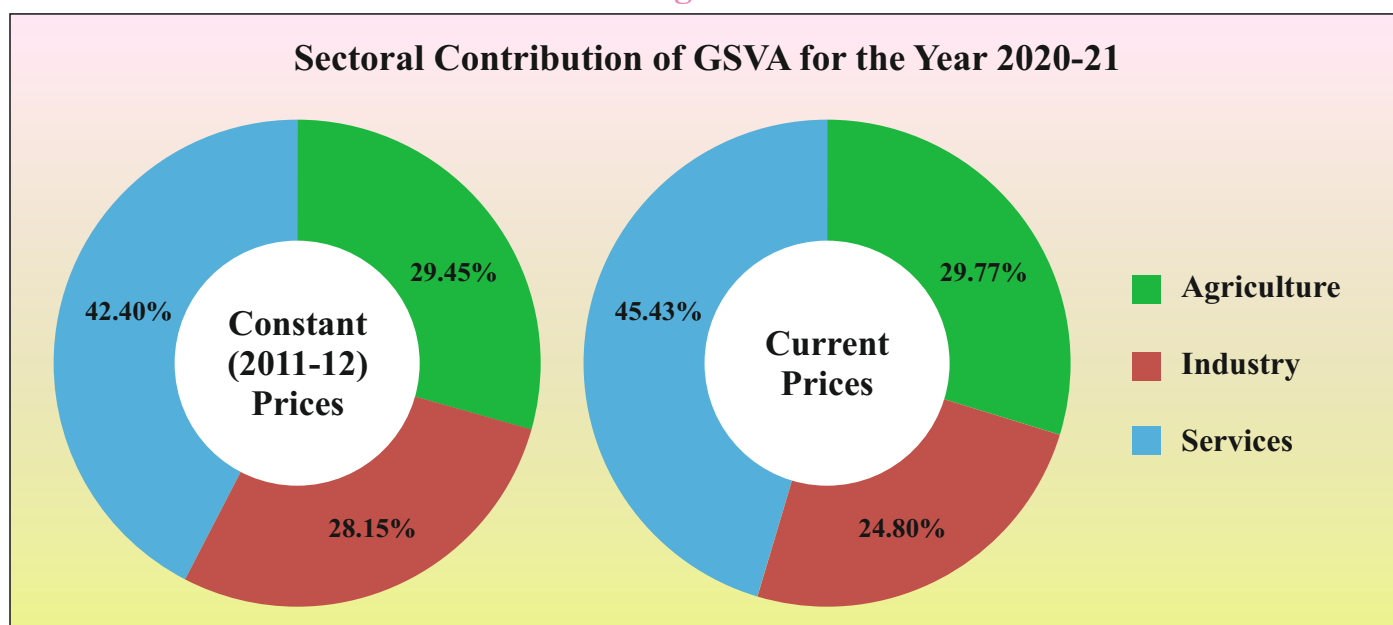


Figure 4

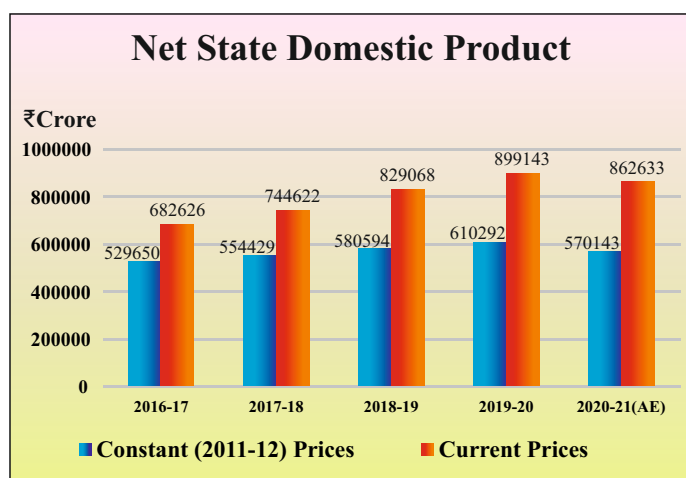
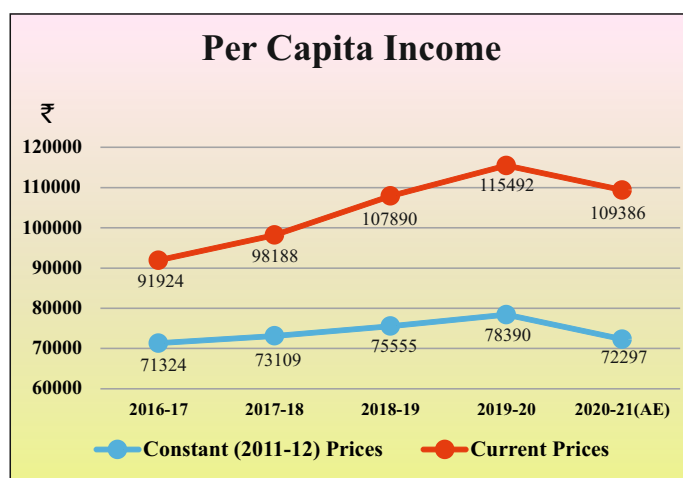


Figure 5



S. No.	Particular	Unit	2016-17	2017-18	2018-19	2019-20	2020-21
1	2	3	4	5	6	7	8
7.	Gross Fixed Capital Formation at Current Prices [@]	₹Crore	211986	236610	264622	271696	-
8.	Index for Agriculture Production* (Base Year 2005-06 to 2007-08=100)		175.12	170.17	183.08	201.69	-
9.	Total Food-grain Production*	Lakh MT	231.40	221.05	231.60	265.81 ⁺	271.33 [@]
10.	Index for Industrial Production (Base Year 2011-12 =100)		122.11	133.08	140.37	126.90 [@]	115.67 ^{@@}
11.	Wholesale Price Index (Base Year 1999-2000 =100)		287.24	292.34	301.74	316.00	334.19 [~]
	Percentage change		5.00	1.78	3.22	4.73	5.76
12.	Installed Capacity (Power)	MW	18677	19553	21078	21176	21836 ^{\$}
13.	Commercial Bank Credit (September)	₹Crore	196698	219643	267523	315149	343406

* Relates to Agriculture Year

+ Final

@ Provisional

@@ Provisional upto December, 2020

\$ Upto December 2020

~ Upto December 2020, (April and May, 2020 index not released due to COVID-19 pandemic).

EXECUTIVE SUMMARY

Rajasthan with a geographical area of 3.42 lakh sq. Km. is the largest state in the country. It is situated in the north-western part of the country and is surrounded by the states of Panjab, Haryana and Utter-Pardesh in the north-east, Madhya Pradesh in the south-east and Gujarat in the south-west. It also has a long international frontier with Pakistan.

Physiographically, the state can be divided into 4 major regions, namely (i) the western desert: with

barren hills, rocky plains and sandy plains, (ii) the Aravalli hills: running south-west to north-east starting from Gujarat and ending in Delhi, (iii) the eastern plains: with rich alluvial soils and (iv) the south-eastern plateau. The state has varied climatic conditions ranging from semi-arid to arid. Administratively, it is divided into 7 divisions and 33 districts.

The key indicators of the State vis-à-vis India are given in the table below.

Key Indicators of the State vis-a-vis India

Indicators	Year	Unit	Rajasthan	India
Geographical Area	2011	Lakh Sq. Km.	3.42	32.87
Population	2011	Crore	6.85	121.09
Decadal Growth Rate	2001-2011	Percentage	21.3	17.7
Population Density	2011	Population Per Sq. Km	200	382
Urban Population to total Population	2011	Percentage	24.9	31.1
Scheduled Caste Population	2011	Percentage	17.8	16.6
Scheduled Tribe Population	2011	Percentage	13.5	8.6
Sex Ratio	2011	Female Per 1,000 Male	928	943
Child Sex Ratio (0-6 Year)	2011	Female Children Per 1,000 Male Children	888	919
Literacy Rate	2011	Percentage	66.1	73.0
Literacy Rate (Male)	2011	Percentage	79.2	80.9
Literacy Rate (Female)	2011	Percentage	52.1	64.6
Work Participation Rate	2011	Percentage	43.6	39.8
Birth Rate	2018*	Per 1,000 Population	24.0	20.0
Death Rate	2018*	Per 1,000 Population	5.9	6.2
Infant Mortality Rate	2018*	Per 1,000 Live Birth	37	32
Maternal Mortality Ratio	2016-18*	Per Lakh Live Birth	164	113
Life Expectancy at Birth	2014-18*	Year	68.7	69.4

*SRS bulletin: Office of Registrar General of India

DEMOGRAPHIC PROFILE

- As per Census 2011, Rajasthan's total population is 6.85 crore with one of the lowest density of population in the country. As regards region wise break up, Rajasthan's urban population is 1.70 crore that is 24.9 per cent of the total population whereas the rural population stands at 5.15 crore which is 75.1 per cent of the total population.
- As per Census 2011, Sex Ratio in Rajasthan was 928 females per 1,000 males. In urban regions of Rajasthan, Sex Ratio was 914 females per 1,000 males in 2011, as compared to 890 females per thousand males in 2001 which shows that the sex ratio in urban region has been improved by 24 females per 1,000 males. However, the rural areas continue to exhibit a more balanced sex ratio than urban areas (region wise). The sex ratio in rural areas stands at 933 females per 1,000 males in the year 2011 which is marginally higher than the urban areas. In 2001, the sex ratio in rural areas was 930 females per thousand males which was significantly higher than urban region statistics.
- The literacy rate has continuously witnessed an upward trend from 1961 to 2011. The literacy rate in Rajasthan in 2011 was 66.11 per cent, rising from 60.4 per cent in 2001. In terms of region-wise performance, average literacy rate in Rajasthan for urban regions was 79.70 percent in 2011, as compared to 61.4 per cent in rural region.

STATE ECONOMY

The Gross State Domestic Product (GSDP) and Per Capita Income (PCI) reflect the overall performance of economy of the state. GSDP generally known as 'State Income' is a key measure to assess the economic performance of the state during a specific period of time and it reveals the extent and direction of the changes in the levels of economic development. The Per Capita Income is derived by dividing the Net State Domestic Product by the mid year's total population of the state. Per Capita income is a pointer for standard of living and well-being of people.

- As per the advance estimates, the Gross State Domestic Product (GSDP) at current prices is estimated to be ₹9.58 lakh crore for the year 2020-21

as compared to ₹9.99 lakh crore during the year 2019-20, showing a decline of 4.11 per cent over the previous year.

- As per the advance estimates, the Gross State Domestic Product at constant (2011-12) prices in the year 2020-21 is likely to attain a level of ₹6.43 lakh crore, as against the estimates of GSDP for the year 2019-20 of ₹6.89 lakh crore, registering a decline of 6.61 per cent over the preceding year.
- The advance estimates of Net State Domestic Product (NSDP) at current prices is worked out to be ₹8.63 lakh crore for the year 2020-21, as compared to ₹8.99 lakh crore during the year 2019-20, showing a decline of 4.06 per cent over the previous year.
- As per the advance estimates, the Net State Domestic Product at constant (2011-12) prices, in the year 2020-21 has been estimated at ₹5.70 lakh crore as against ₹6.10 lakh crore of the year 2019-20, showing a decline of 6.58 per cent over the previous year.
- The Per Capita Income for the year 2020-21 (advance estimates) at current prices worked out to be ₹1,09,386 as against ₹1,15,492 during the year 2019-20 registering a decline of 5.29 per cent over the previous year. The per capita income at constant (2011-12) prices during 2020-21 (advance estimates) is likely to be ₹72,297 as compared to ₹78,390 in the year 2019-20 registering a decline of 7.77 per cent over the previous year.

WHOLESALE AND CONSUMER PRICE INDEX

The General Index of Wholesale Prices (Base year 1999-2000=100) of the state during the year 2020 stood at 330.86 as against 310.56 in the year 2019, which shows an increase of 6.54 per cent over the previous year. The index of Primary Articles, Fuel, Power, Light & Lubricants and Manufactured Product's Group registered an increase of 4.41, 10.42 and 6.05 per cent over the previous year respectively. While at all India level, the General Index of Wholesale Prices (Base year 2011-12=100) increased by 0.41 per cent in the year 2020. A rising trend has also been observed in Consumer Price Index for

Industrial Workers (CPI-IW) for the year 2020. General Consumer Price Index (Base year 2001=100) for the year 2020 (upto August, 2020) recorded an increase of 3.83 per cent at Jaipur Centre, 2.74 per cent at Ajmer centre and 3.72 per cent at Bhilwara centre over the previous year. Currently the Consumer Price Index is being released from September, 2020 on the base year 2016=100, the Alwar center is included in place of Ajmer center in the state.

BANKING & FINANCE

The state has an extensive network of banking and financial system. As on September 2020, there are a total of 7,685 bank offices/branches in the state, out of which 4,272 are Public Sector Banks, 1,566 are regional rural banks; 1,489 are private sector banks; 7 are foreign banks and 351 are small finance banks.

In Rajasthan, the deposits increased by 13.15 per cent in September, 2020 as compared to September, 2019, while at all India level deposits increased by 11.03 per cent during the same period. The credit deposit ratio for all scheduled commercial banks is 75.41 per cent in Rajasthan and 72.04 per cent at all India level as on September, 2020, whereas it was 78.30 per cent in Rajasthan and 75.62 per cent at all India level as on September, 2019.

AGRICULTURE AND ALLIED SERVICES

- In Rajasthan, during the entire monsoon season 2020, there have been abnormal, excess or normal rains in most of the districts, whereas in Alwar, Baran, Bharatpur, Bundi, Dausa, Dholpur, Ganganagar, Kota and Tonk districts, deficit rainfall has been recorded.
- The actual rainfall in the period from 1st June to 30th September, 2020 in the State was 520.79 mm which is 0.04 per cent less than the normal rainfall of 520.98 mm.
- There has been a constant increase in the Gross State Value Added (GSVA) of Agriculture and allied sectors at constant as well as current price; it increased from ₹1.37 lakh crore in 2015-16 to ₹1.77 lakh crore in 2020-21, showing a compound annual growth rate 5.26 per cent while at current

price the GSVA of Agriculture and allied sectors increased from ₹1.68 lakh crore in 2015-16 to ₹2.68 lakh crore in 2020-21 showing a compound annual growth rate of 9.81 per cent.

- As per preliminary forecast for the year 2020-21, the total food grain production in the State is expected to be 271.33 lakh tonnes, which is an increase of 2.08 per cent over the production of 265.81 lakh tonnes of the previous year.
- Agriculture Department is striving hard to increase productivity of major crops. The sincere efforts by the State Government and the financial assistance from the Central Government enabled the state to attain new heights in agriculture productivity. Productivity of cereals, pulses and oilseeds have increased by 89.66 per cent, 50.21 per cent and 44.80 per cent respectively in the year 2019-20 in comparison to the average productivity of 1997-98 to 2001-02. Productivity of cotton has increased by 85.76 per cent from 337 kg per hectare (average productivity of 1997-98 to 2001-02) to 626 kg per hectare in the year 2019-20.
- Rajasthan has large scope for development of horticulture. It provides additional employment opportunities to the rural people while diversifying the rural economy towards agro processing and other ancillary activities. For the year 2020-21, a budget of ₹515.27 crore (including central share) is proposed under state plan, against which a sum of ₹172.08 crore has been utilized upto December, 2020.
- "Rajeev Gandhi Krishak Sathi Sahayata Yojana" provides financial assistance for agricultural marketing to agriculturist, agricultural labourer and hamals. During the year 2020-21 (upto December, 2020), financial assistance of ₹19.94 crore has been disbursed to 1,345 farmers under this scheme.

IRRIGATION

- Major, medium and minor irrigation projects have made significant contribution to the state economy by utilizing, managing state's limited water resources. With consistent efforts of the department, irrigation facilities have been provided in a total area of 42.91 lakh hectare by

constructing major, medium and small irrigation projects. During financial year 2020-21, additional irrigation potential of 9,504 hectare has been created upto December, 2020.

- Rajasthan Water Sector Livelihood Improvement Project (RWSLIP) has been sanctioned for getting loan assistance from JICA for rehabilitation and renovation of 137 Irrigation Project in 27 districts to treat 4.70 lakh hectare culturable command area. The duration of the project will be 8 years. The estimated cost of the project is ₹2,348.87 crore (35,468 Million Yen).
- Pradhan Mantri Krishi Sinchai Yojana- Micro Irrigation (PMKSY-MI) is being run in the state that focuses on drip and sprinkler techniques of micro irrigation which are the efficient water management practices. In this scheme the funding pattern with respect to Center: State is 60:40. During the year 2020-21 an expenditure of ₹77.43 crore (₹46.41 crore as central share and ₹31.02 crore as state share) and additional subsidy of ₹13.72 crore have been incurred upto December, 2020.
- Atal Bhu Jal scheme is launched on 1st April, 2020 by Government of India with assistance of World Bank (50:50) to prevent the falling ground water and better management of ground water. The total budget amount for the state of Rajasthan for 5 years is ₹1,189.65 crore as grant. Under this scheme, 1,144 gram panchayats of 38 panchayat samities of 17 districts of Rajasthan state have been identified. A water security plan is proposed to prepare for the identified at 1,144 gram panchayats.

INDUSTRIES

- Several industry specific reform and initiatives taken by the Government have significantly improved the overall industrial environment of the state. The thrust of public policy is on environmentally sustainable industrialization, with generation of maximum employment opportunities and augmentation of state revenue. The sectoral contribution of the Industries sector in the total Gross State Value Added (GSVA) of the state stands at 24.80 per cent at current prices in

2020-21. The contribution of manufacturing and mining sector to GSVA at current prices are 9.31 per cent and 4.15 per cent respectively in 2020-21. The growth of IIP in Rajasthan has been showing an increasing trend from 2016-17 to 2018-19 and decreasing trend in 2019-20 and 2020-21.

- MSMEs constitute an important segment in the economy as their contribution towards state's industrial production, export, employment and creation of entrepreneurship base is quite significant. In particular, their contribution to employment generation is widely recognized. During the financial year 2020-21, 29,185 industrial units have been registered online on UAM portal upto 30th June, 2020. The Udyam Registration Portal has been started by the Government of India from 1st July, 2020 in place of the UAM portal.
- For setting up new enterprises in the manufacturing, service and trade sectors and for expansion, modernization, diversification of existing enterprises to provide loans upto ₹10 crore through financial institutions, "Mukhyamantri Laghu Udyog Protsahan Yojana" has commenced from 13th December, 2019. Under the scheme, small scale entrepreneurs are being provided 8 per cent interest subsidy on loans upto ₹25 lakh, 6 per cent interest subsidy on loans upto ₹5 crore and 5 per cent interest subsidy on loans upto ₹10 crore. During the financial year 2020-21 (upto December, 2020), amount ₹685.57 crore has been distributed among 4,068 persons.
- Bureau of Investment Promotion is responsible for facilitating the investment proposals in the state. BIP actively seeks to bring investment opportunities to the attention of potential investors, both domestic as well as foreign companies. In the two meeting of State Empowered Committee held from January, 2020 to December, 2020, 5 proposals with the proposed investment of ₹47,408.81 crore and employment to 5,851 persons were recommended.
- To strengthen the existing Single Window Clearance System (SWCS), facilitate investment proposals more effectively and expedite requisite approvals/clearances/ permissions for the same in

time-bound manner under one roof, “One Stop Shop” facility is being established by Bureau of Investment promotion (BIP). Under the One Stop Shop, a “Board of Investment” has been constituted under the chairmanship of the Hon'ble Chief Minister to provide approvals/clearances to the investment proposals.

- RIICO is an apex organization engaged in fostering the growth of industrialization in the state. It also helps in developing industrial infrastructure and providing financial assistance to attract investment in the state. During the financial year 2020-21 (upto December, 2020), RIICO has developed 118.82 acres of land and allotted 833 plots. During this period, the corporation has incurred an expenditure of ₹226.30 crore on industrial areas and recovered ₹529.61 crore from the industries.

EXPORTS

- The State Government has identified exports as one of the thrust areas for economic development. The significance of exports from the State lies not only in earning foreign exchange for the country's exchequer but also in the indirect benefits to the state such as: expansion of market opportunities for its produce, improvement in product quality and subsequent handling techniques, technological upgradation in terms of plant, machinery and manufacturing process, greater employment opportunities etc.
- In Rajasthan engineering goods, textiles, handicrafts, gems & jewellery and metal are top five export items that account for more than 50 per cent of exports from the state. The total exports for the financial year 2019-20 equalled ₹49,946.10 crore.

MINES AND MINERALS

- Every facet of Rajasthan is unique, as is its geology. Rajasthan is one of the richest state in terms of availability and variety of minerals in the country. It has deposits of 81 different types of minerals. Out of these, 57 minerals are being currently mined. Rajasthan is the sole producer of

Lead & Zinc ores, Selenite and Wollastonite. Almost entire production of Silver, Calcite and Gypsum in the country comes from Rajasthan. Rajasthan is also the leading producer of Ball Clay, Phosphorite, Ochre, Steatite, Felspar and Fire Clay in the country. It also has prominent position in the country in the production of dimensional and decorative stones, such as Marble, Sandstone and Granite. The state is leading producer of cement grade & steel grade Limestone in India. At present, mining leases are being granted by e-auction process. There are 176 mining leases for major minerals, 14,982 mining leases for minor mineral and 17,481 quarry licenses in the state. During the financial year 2020-21, revenue target of ₹7,000 crore was assigned to Mines and Geology Department out of which a total of ₹3,125.70 crore of revenue has been achieved upto December, 2020.

- Rajasthan State Mines & Minerals Limited is one of the premier public sector enterprises of Government of Rajasthan, primarily engaged in mining and marketing of industrial minerals in the state. The prime objective of the company is to achieve cost effective technological innovations in the mining of minerals and to diversify into mineral-based downstream projects. The company is having a long-term low Silica Limestone supply agreement with Steel Authority of India. During the financial year 2020-21 the estimated gross revenue and pre-tax profit of RSMML are ₹1,04,380.22 lakh and ₹21,318.99 lakh respectively.

OIL AND GAS

- Rajasthan is a significant producer of crude oil in India. The state contributes about 22-23 per cent (7 MMTPA) of total crude oil production (32 MMTPA) in India and is the second largest producer after Bombay High which contributes about 40 per cent. Petroleum producing area in the state is spread over an area of about 1,50,000 sq. Km (14 districts) under 4 Petroliferous Basins. During the financial year 2020-21 (upto December, 2020), revenue accrued is ₹1,210.46 crore.

- One new block for oil and gas exploration (Bikaner-Nagaur Basin) has been awarded on 2nd January, 2020 by MoP&NG under Open Acreage Licensing Policy (OALP)-IV of new HELP (Hydrocarbon Exploration and Licensing Policy) Policy and Petroleum Exploration Licenses (PELs) has been granted on 13th July, 2020 by the state government.
- The energy availability in the state in March, 2013 was 5,531 crore units which increased to 8,069 crore units by March, 2020. The total energy availability has been increased by 45.88 per cent from 2012-13 to 2019-20. Likewise total net energy consumption has also gone up by 49.83 per cent.

LABOUR AND EMPLOYMENT

- State Government vide its notification dated 19th August, 2020 has revised the rates of minimum wages for unskilled, semi-skilled, skilled and highly skilled workers to ₹225, ₹237, ₹249 and ₹299 per day respectively with effect from 1st May, 2019.
- The State Government started Mukhay Mantri Yuva Sambal Yojana on 1st February, 2019. Under this scheme an unemployment allowance worth ₹3,000 for males and ₹3,500 for females, transgender and specially abled persons is being disbursed to eligible unemployed youth per month for a maximum of two years or till they got employed/self employed, whichever is earlier. Under the scheme, 2,49,433 candidates have been benefitted upto December, 2020 since the commencement of the scheme and an amount worth ₹800.44 crore has been disbursed as unemployment allowance.

POWER

- Sources of power generation in Rajasthan range from conventional sources such as coal, lignite, natural gas, oil, hydro and nuclear power to viable non-conventional sources, such as wind, solar and biomass.
- The installed capacity of power in the state as on March, 2020 was 21,176 MW. Generation capacity added during the year 2020-21 upto December, 2020 is 660 MW.
- The total Extra High Voltage (EHV) transmission network of the state as on March, 2013 was 29,605 Ckt. Km (circuit Km), which has increased to 41,718 Ckt. Km (with PPP) upto March, 2020. During the financial year 2020-21, (upto December, 2020) total 844 Ckt. Km has been added in the transmission network.

ROADS AND TRANSPORT

- Rajasthan has a robust transport system which is one of the powerful engines of its economic development. The increase in registration of motor vehicle clearly shows progressive structure of transportation facilities in the state. The total number of motor vehicles registered with the transport department in the state was 192.36 lakh upto 2019-20, which has reached to 199.50 lakh by the end of December, 2020 showing an increase of 3.71 per cent.
- Significant efforts are being made to improve the state road network in past years, yet there are huge gaps which need to be considered. The total road length which was just 13,553 Km in 1949, increased to 2,69,028.16 Km upto March, 2020.

The road density in the state is 78.61 Km per 100 sq. Km of total area at the end of March, 2020 whereas national road density is 152.04 Km per 100 sq. Km.

- As per budget announcement of 2019-20, Wall to Wall Vikas Path in each gram panchayat would be constructed in next five years. Sanction of first phase to construct 173.75 Km Vikas path with estimated cost of ₹143.53 crore at 183 GP's, have been issued in November, 2019. 38 works have been completed and 145 works are in progress.
- RSRTC has started Moksh Kalash special services to Haridwar. Under this 578 vehicles were operated and services provided for 12,481 Moksh Kalash and for 24,455 passengers during 25th May, 2020 to 31st December, 2020.

RURAL DEVELOPMENT AND PANCHAYATI RAJ

- National Rural Livelihoods Mission (NRLM) is being implemented across the state. During the financial year 2020-21 (upto December, 2020), an expenditure of ₹161.10 crore has been incurred on this project against the budget provision of ₹220.31 crore.
- Mahatma Gandhi National Rural Employment Guarantee Scheme (MGNREGS) has been instrumental in providing employment to rural people. During the financial year 2020-21 (Upto December, 2020), an expenditure of ₹7,240.78 crore has been incurred and 3,432.36 lakh man-days were generated by providing employment to 69.29 lakh households.
- Pradhan Mantri Awas Yojana – Gramin- (PMAY-G) scheme was launched by Government of India on 20th November, 2016. Selection of beneficiaries under the scheme is based on Socio Economic Caste Census-2011 (SECC-2011) data. The Government is providing a financial assistance of ₹1,20,000 to each beneficiary. During the financial year 2020-21 (upto December, 2020), ₹2,459.85 crore has been spent and 2,18,500 new houses have been constructed.
- The Central Government launched Gareeb Kalyan Rozgar Abhiyan to provide employment and

sanitation facilities for migrant labourers. The state has achieved 70 per cent progress against targets of construction of community sanitary complexes. The state was rewarded by the Ministry of Jal Shakti for achieving the third position in the scheme.

URBAN DEVELOPMENT

- Urban areas contain about a quarter of the total population and is increasing at a pace similar to the nation as a whole. Percentage share of Rajasthan's urban population in its total population increased from 16.28 per cent (1961) to 23.39 per cent (2001) and later to 24.87 per cent in 2011.
- In terms of urban population in Rajasthan, districts including Kota (60.31 per cent), Jaipur (52.40 per cent), Ajmer (40.08 per cent), Jodhpur (34.30 per cent) and Bikaner (33.86 per cent) are the most urbanised districts, whereas Jalore (8.30 per cent), Pratapgarh (8.27 per cent), Banswara (7.10 per cent), Barmer (6.98 per cent) and Dungarpur (6.39 per cent) are the least urbanised districts.
- As per the census 2011, urban houses are classified into three categories like Good, Livable and Dilapidated on the basis of their condition. Out of which about 69 per cent houses in Rajasthan are in 'Good' condition as compared to 68 per cent of all India level. In addition, 29 per cent of the houses are classified as Livable and 2 per cent of the house are in Dilapidated condition without proper physical infrastructure.
- The Jaipur Development Authority (JDA) is responsible for the infrastructural development of Jaipur region. It is responsible for the construction of ring roads, flyovers, bridges, parking places, parks, community centres etc. Total receipts of JDA in the year 2020-21 (upto December, 2020), is ₹685.06 crore which included ₹49 crore loan from NCRPB. During the year 2020-21 (upto December, 2020), an expenditure of ₹725.18 crore has been incurred out of which ₹302.77 crore was capital expenditure.
- Total receipts of Jodhpur Development Authority in the year 2020-21 (upto December, 2020) is ₹119.56 crore. During the year 2020-21 (upto December, 2020) Jodhpur Development Authority

has incurred an expenditure of ₹57.40 crore on Roads / Flyover, Bridges, Electrification, Sewerage works, Construction/ Maintenance of Roads, Development of parks and other new construction and maintenance works.

- Rajasthan Housing Board (RHB) primarily focuses on affordable housing activities for the society at large with special emphasis on economically weaker sections. In this regard RHB has commenced various scheme like Budhwar Nilami Utsav by e-Bid Submission, Apni Dukan Apna Vyavsay, Mahatma Gandhi Dastakar Nagar Yojana, Chief Minister Shikshak Awas Yojna and Chief Minister Prahari Awas Yojna, Mahatma Gandhi Sambal Residential Scheme, "AIS Residency" Residential Scheme, Housing for MLAs, Development of Coaching Hub at Pratap Nagar, Jaipur, Development of "City Park" in Mansarovar, Jaipur and Jaipur Choupatty etc.
- As of December 2020, RHB has taken up construction of 2,51,431 dwelling units, out of which 2,49,943 dwelling units have been completed, 2,46,221 dwelling units have been allotted and 2,32,207 dwelling units have been handed over to applicants. Out of all the houses taken up by the Board, more than 60 per cent units are constructed for Economically Weaker Section (EWS) and Lower Income Groups (LIG).
- RHB has initiated a unique scheme "10 pratishat dijiye griha pravesh kijiye" which is at a discounted rate of upto 50 per cent under Budhwar Nilami Utsav by e-Bid submission at hire purchase with 156 EMIs. A total of 3,267 residential properties were disposed off in the auction by the end of December, 2020, realising ₹490.01 crore.

INFORMATION TECHNOLOGY AND COMMUNICATIONS

- In order to provide information of government services to the citizens in an accessible, transparent and reliable manner, the portal related to various projects are currently being developed, based on the suggestions received from the concerned department. Jan Soochna Portal has been developed by the department to provide information about all the schemes implemented by

the government in one place, which will be updated from time to time. 277 informations of 99 schemes running in 55 departments are made available on this portal.

- As part of State Government's mandate to give a thrust to the state's startup sector, several initiatives have been implemented. The iStart Portal (istart.rajasthan.gov.in) works as a single window for startups. Additionally, Challenge for Change, Rajasthan Stack, QRate ranking mechanism and an incubator, iStart Nest (Jaipur, Kota and Udaipur), are also made available to the state startup's. The work of new incubator centres in Jodhpur, Ajmer, Bharatpur and Bikaner is under process.
- Rajasthan Sampark Portal is developed as centralized grievance redressal platform. Add-on modules like - mobile app, reality check module, GIS integration and applications like advance data analytics have been developed and implemented for enhanced user experience. Reality check module with Automatic Speech Recognition (ASR) functionality has been integrated with Rajasthan Sampark Portal. A new toll free number (181) for the CM Helpline has been activated. During the COVID-19 more than 2,79,206 complaints/problems received by the war room, around 2,78,559 complaints/ problems were resolved.
- The Raj-Kaj project Software modules are Leave Management & Leave Encashment Application, Annual Assessment Report (ACR/PAR), No Objection Certificate (for NOC Passport, Foreign Travel and Higher Education) and File Tracking Monitoring System. Implementation of Raj-Kaj project is being done with Single Sign on (SSO). 30,794 offices of 382 institutes of 70 administrative departments have been included and the details of 3,17,650 government personnel have been entered under the project. State-wide guideline is to be issued by the Department of Personal to make the above modules effective and mandatory for all state government offices.
- At present time more than 380 video conferencing studios are working. Due to the COVID-19 pandemic, the movement of officers/ employees/

public representatives is restricted, so video conferencing set-up was extensively used up to panchayat level for face-to-face communication. In the current pandemic period, 185 video conferencing meeting have been conducted by the Hon'ble Chief Minister, out of which more than 88 times on COVID-19 from other states and Hon'ble Prime Minister.

- Some important steps taken by the Department of Information Technology and Communications to address the challenges posed by COVID-19. www.covidinfo.rajasthan.gov.in website was made operational for dissemination of information after collection from war room and other sources from the state level during COVID-19 of which all orders/ instruction/ press releases etc. issued from the levels can be seen at one place. "E-Aushadhi-COVID-19" monitoring the stock of 57 types of important drugs and other items used in COVID-19 pandemic through this dashboard. To track the spread of COVID-19, 'The Raj-Covidinfo App' developed under the Geographical Information System using heat-based/ thematic maps from a system in the state.

RAJASTHAN JAN-AADHAAR YOJANA

In order to fulfill the objective of 'one number, one card and one identity', Hon'ble Chief Minister of Rajasthan has announced "Rajasthan Jan-Aadhaar Yojana" in the modified budget speech 2019-20. The scheme is aimed to integrate benefits transferred under various schemes in simple, accessible and transparent manner. For effective implementation of this scheme, Rajasthan Jan-Aadhaar Authority Act, 2020 has come into effect from 18th December, 2019. Notification has been issued on 7th May, 2020 for the constitution of Rajasthan Jan Aadhaar Authority and the Executive Committee. Under this scheme total enrolled families are 1.79 crore, total enrolled individuals are 6.70 crore, total number of transactions (cash and non-cash) are 87.69 crore and total cash transacted through DBT are ₹38,006 crore upto 31st December, 2020.

TOURISM

- Rajasthan state is one of the most popular tourist destinations in India and has a prominent place on the world tourist map. It has varied tourist attraction for both domestic and international tourists.
- With a view to encourage tourism in the state and to make the state a preferred and leading tourist destination through new and experiential tourism products, 'Rajasthan Tourism Policy, 2020' has been introduced in the state by notification on 9th September, 2020.
- Significant efforts are being made by the state government to develop tourism in the state, since it has immense potential to generate employment and income for the people of the Rajasthan. During the calendar year 2020, the number of tourist visits in Rajasthan was 155.63 lakh (151.17 lakh domestic and 4.46 lakh foreigners).
- Under the 'Vande Bharat Mission' 56,348 Non-resident Indians (NRIs) by 414 International flights arrived in Rajasthan between 22nd May, 2020 to 31st December, 2020 out of which arrangements were made by the department for 8,550 Non Resident Indians (NRIs) in order to provide them hotels at reasonable rates for 7 day mandatory hotel quarantine.

EDUCATION

- The State Government is making concerted efforts for improving the socio-economic status of people through better development of education and providing better educational infrastructure. The state is endeavouring to achieve the objective of total literacy and quality education through various programmes/ schemes like Samagra Shiksha Abhiyan, Continuing Education Programme and Saakshar Bharat Mission.
- In view of the adversity of circumstances created by COVID-19, a unique initiative has been taken by the department for a stable provision to facilitate education to the students by conducting digital online classes for the students of class 6 to 12 across the state as an innovative action.

- WhatsApp groups namely “State Inclusive Edu-Raj”, State Resource Group for Online Learning of CWSN, State Online Learning Group of CWSN, District Online Learning Group of CWSN and Block Online Learning Group of CWSN have been created to connect Special Teacher / Resource Person (CWSN) and finally Children with Special Needs.
- Shikshadarshan program was telecasted daily for three and a quarter hours (12:30-2:30 pm and 3:00 to 4:15 pm) for all classes on Doordarshan Rajasthan and during lockdown period, audio teaching material was broadcasted for 55 minutes daily through 'Akashvani' till 30th June, 2020.
- Under the Mid-day Meal Scheme, it has been decided to distribute food grains (wheat/rice) and chana dal (in lieu of cooking conversion cost) to the Parents/Guardians of students studying in class 1 to 8 in government schools, Madrasas and Special training centers for the period of school closure due to COVID-19. In its pursuance under the Mid-day Meal Scheme, for the period from 14th March, 2020 to 30th June, 2020 (total 94 days) (School closure period due to COVID-19), July, 2020 to August, 2020 (total 48 days) and September, 2020 to October, 2020 (total 49 days) wheat/rice is being distributed.
- There are 35,331 Government Primary Schools (PS), 19,639 Government Upper Primary Schools (UPS) and 14,990 Government Secondary/Sr. Secondary Schools with elementary classes. The total enrolment in government schools is 62.48 lakh as per DISE report 2019-20.
- Under the Free Text Book distribution scheme, the State Government is providing free text books to the students studying regularly in classes 1 to 8 in all government schools through the State Text Book Board, Jaipur. During the financial year 2020-21, a total amount of ₹70 crore were received and text books of ₹38.70 crore has been distributed successfully in the state government schools.
- Pre-matric scholarship is being provided to SC, ST, OBC, SBC and DTNT marginal area (OBC) students. During the financial year 2020-21, an expenditure of ₹580 lakh were incurred against the allocation ₹2,620 lakh under this scheme upto December, 2020.
- Right to Free and Compulsory Education Act, 2009 is being implemented in the state since 1st April, 2010. As per the provisions of the Act, 25 per cent seats are reserved in private schools for boys/girls of weaker sections and disadvantaged groups. The State Government has developed a web portal www.rte.raj.nic.in for effective monitoring and timely reimbursement for 25 per cent free admissions in private schools (as per state norms). During the financial year 2020-21 income limit has increased 1.00 lakh to 2.50 lakhs for admission of 25 per cent seats in private schools under section of 12(G) under RTE Act 2009. An amount of ₹226.48 crore has been reimbursed in year 2020-21 upto December, 2020 to these schools by the state government.
- To promote Girls Education in the state, 319 Kasturba Gandhi Balika Vidhalaya (KGBVs) are functional and 37,554 girls are studying in these schools.
- Secondary Education is a consistent, uniform bridging link between elementary and higher education. In order to prepare students for employment and entrepreneurship, presently there are 14,791 senior secondary/secondary schools and 134 Swami Vivekananda Government Model Schools in government sector. There are 16,017 Secondary/Sr. Secondary private schools in Rajasthan. In the government schools, 51.31 lakh students including 26.03 lakh girls are studying and 51,365 students are studying in Swami Vivekananda Government Model Schools.
- Higher Education Department caters to the management of General Education Universities and Colleges. There are total 2,163 colleges of General Education, out of which there are 322 government colleges, 16 government law colleges, 1,817 private colleges, 2 self financing institutions and 6 colleges established with private partnership. 1,407 B.Ed. colleges are also being run by the department. There are 27 state self-financed

universities, 51 private universities and 7 deemed universities in the state.

- To provide engineering education at Under Graduate and Post Graduate level, total 88 (including 02 engineering college having architecture branch) engineering colleges are functional in the state. Out of these 11 are autonomous engineering colleges under Government of Rajasthan, 1 is autonomous engineering college established by central government, 4 are constituent colleges of state universities and 72 are private un-aided colleges with total admission capacity of around 34,072 students per year. Similarly, for Management Education at P.G. level, 50 MBA Institutions (07 Government/ Government aided and 43 Private) are functional with an admission capacity of around 3,402 students per year. All U.G. and P.G. level engineering colleges are affiliated with Rajasthan Technical University, Kota and Bikaner. MBA institutions are affiliated with Rajasthan Technical University, Kota and Bikaner. In addition to it, one Indian Institute of Technology (IIT) at Jodhpur, IIIT Kota, MNIT Jaipur and one Indian Institute of Management (IIM) at Udaipur are also functioning in the state.
- There are 23 Medical Colleges in the state of Rajasthan, out of which 6 colleges are government sector, one Jhalawar Hospital and Medical College Society, Jhalawar constituted college of Rajasthan University of Health Science (R.U.H.S.), 7 under Rajasthan Medical Education Society (Raj-MES) and remaining 8 are in the private sector. 15 New Medical Colleges Alwar, Baran, Banswara, Bundi, Chittorgarh, Jaisalmer, Karauli, Nagaur, Sri Ganganagar, Sirohi, Dausa, Jhunjhunu, Hanumangarh, Tonk, Sawai Madhopur have been sanctioned under CSS III. There are 16 dental colleges in the state, out of this one is in government constituted college of Rajasthan University of Health Science (R.U.H.S.) and 15 are in private sector.

MEDICAL HEALTH AND FAMILY WELFARE

- State Government has made sustained efforts in implementing major health reforms and public health policy initiatives aimed at providing essential health services for all with special emphasis to weaker sections of society, poor and vulnerable. The State Government is committed to control and eradicate communicable and other diseases to provide curative and preventive services to the people of the state.
- As on 31st December, 2020, there are 107 Hospitals, 655 Community Health Centers (CHC), 2,147 Primary Health Centers (Rural), 190 Dispensaries, 118 Mother and Child Welfare Centers, 51 Primary Health Centers (Urban) and 14,497 Sub Centres functional in the state.
- “Ayushman Bharat-Mahatma Gandhi Rajasthan Swasthya Bima Yojana” was launched on 1st September, 2019 in the state. The main objective of this scheme is to provide cashless healthcare services to the poor families (under NFSA-2013 and selected families of SECC 2011) of Rajasthan. Under the scheme, Health Insurance cover of ₹30,000 (for general illnesses) and of ₹3.00 lakh (for critical illnesses) per family per year is provided on floater basis. A total of 1,401 disease packages are offered under the scheme, which include 663 tertiary packages and 738 secondary packages. In secondary packages reserved list include 46 Government Medical Institution packages and 14 Private Medical Institution packages.
- New phase of Ayushman-Bharat Mahatma Gandhi Rajasthan Swasthya Bima Yojana is being started from 30th January, 2021. An MoU has been executed between Rajasthan State Health Assurance Agency and The New India Assurance Agency on 14th January, 2021. Around ₹1,750 crore per annum will be expended on the scheme, out of which 79 per cent cost will be borne by State of Rajasthan. Sum insured has been increased from ₹3.30 lakh to ₹5 lakh per family per year in the new phase. This cover shall be segmented into ₹50,000 for secondary illnesses and ₹4.50 lakh for tertiary illness per family per annum on family floater basis. Disease packages have been increased from 1,401 to 1,576 in the new phase.
- Government of Rajasthan started Nishulk Sanitary Napkins Distribution Scheme for free distribution

of sanitary napkins to all school going girls of class 6 to 12 of rural areas and non-school going girls of 10 to 19 years age. Under this scheme, there is a provision to distribute 12 sanitary napkin free of cost to each girl per month. During the financial year 2020-21 (upto December, 2020), 5.66 crore sanitary napkins of ₹10.60 crore for school going girls and 1.14 crore sanitary napkins of ₹1.94 crore for non-school going girls have been distributed under the scheme.

- To reduce the IMR and high mortality rate of women during child birth, the State Government is implementing the “Rajasthan Janani Shishu Suraksha Yojana” in the state. Under the scheme, free medical and other facilities are being provided to pregnant women and new born children. During the year 2020-21 (upto December, 2020 provisional), 26.95 lakh pregnant women availed free of cost medicine, 9.93 lakh pregnant women availed lab tests, 6.58 lakh pregnant women availed hot food, 4.84 lakh pregnant women availed transport home to hospital, 41,250 pregnant women availed transport facility from hospital to higher Health Institutions, 5.44 lakh pregnant women availed transport hospital to home facility and 49,891 pregnant women availed blood transfusion services.
- For COVID-19 various measures for prevention, control, treatment, investigation (contact tracing) and dissemination of information in the state were taken up. As part of active and passive surveillance, door-to-door surveys were conducted and OPD in clinics were screened since March, 2020. There are 60 labs across all the districts in the state which have RTPCR testing facility for detection of COVID-19, which have a cumulative daily testing capacity of 65,886 tests. A total of 117 RTPCR machines are available for testing. In state labs, COVID-19 is being tested for free and the department has set a ceiling amount of ₹800 for testing in private labs. A total of 427 medical institutions are available for the treatment of COVID-19 patients, out of which 287 are COVID Care Centers, 80 Dedicated COVID Health Centers and 60 Dedicated COVID Hospitals. 225 private hospitals have been authorized for treatment of COVID-19. 43,419

isolation beds, 8,532 beds with oxygen support and 2,180 ICU beds are available in the state.

- To provide plasma therapy facility to patients in serious condition, at present this facility has been started in medical colleges of Jaipur, Bikaner, Jodhpur, Kota, Ajmer, Bhilwara and Udaipur. Till 31st December, 2020, a total of 3,505 units have been received in the state out of which 3,209 units have been infused to patients. 1,14,288 quarantine beds have been identified in the state for monitoring or treating suspected corona patients / individuals in the state.
- Provision has been made to provide incentive amount by the state government to the doctors (₹5,000), paramedical staff (₹2,500) and other personnel (₹2,500) engaged in tracing and treatment of those infected and suspected by the coronavirus. In case of death of personnel from COVID-19 during COVID-19 duty, claim facility is also being provided under insurance scheme of the Prime Minister Garib Kalyan Package. A sum of ₹50 lakh has been fixed as the claim amount to the family of the deceased. So far, 19 claims have been received by the department, of which 6 have been settled.
- Special strategy was prepared in Bhilwara district for prevention and control of COVID-19. Curfew was imposed in the district under section 144 of CRPC and the borders with neighboring districts were also sealed. Traffic on railways, roadways and other private vehicles was prohibited. Industries, factories were also closed. All suspects were screened and examined. Food, water, milk, medicines and other necessary materials were made available to people at home.
- Curfew, Maha Curfew, Active and Passive Surveillance, RTPCR Testing, IEC were done in Ramganj, the most affected area of Jaipur city. Drone was used to survey in the streets. Flag marches were conducted by the police. The mission of Missa Lisa was launched for screening of high risk individuals. Food, water, milk, medicines and other necessary materials were made available to people at home.

WATER SUPPLY

- The state has been facing scarcity of ground water resources. The ground water condition has become quite alarming due to over exploitation in the last two decades. The State Government is implementing a number of schemes for providing potable water, both in rural and urban areas, as the problem of clean and safe water in the state is complex on account of its geographical diversities and limited availability of both ground and surface water.
- By vigorous efforts of the state government, the water problem is being solved gradually. Out of 1,21,978 habitations, 50,335 habitations are fully covered, 56,982 habitations are partially covered with availability of safe drinking water and remaining 14,661 habitations are quality affected as on 1st April, 2020. During the financial year 2019-20, the department has taken up the task of coverage of 2,150 habitations, against which 5,060 habitations have been covered, which includes 1,204 quality affected, 408 SC dominated, 518 ST dominated and 198 minority habitations.
- '**Jal Jeevan Mission**' is being implemented to provide potable water supply through Functional Household Taps Connections (FHTC) to every rural household by the year 2024. The funding pattern of Center and State is 1: 1. State Water and Sanitation Mission (SWSM) at the state level, District Water and Sanitation Committee (DWSC) at the district level and Village Water and Sanitation Committee (VWSC) are main implementation and monitoring agency for the Jal Jeevan Mission. Households having tap connection upto 31st March, 2020 is 12.76 lakh and during the year 2020-21 (upto December, 2020) total 4.40 lakh new connections have been provided.

SUSTAINABLE DEVELOPMENT GOALS (SDGs)

- United Nations (UN) General Assembly, in its 70th Session held on 25th September 2015, adopted the document titled "Transforming our World: the

2030 Agenda for Sustainable Development" consisting of 17 Sustainable Development Goals (SDGs) and associated 169 targets. The SDGs are a comprehensive list of global goals integrating social, economic and environmental dimensions of development. SDGs are universal (for all nations-developed, developing and least developed), interconnected and indivisible and hence necessitate comprehensive and participatory approaches in bringing everybody together so that "No one left Behind". The 17 SDGs and associated 169 targets came into force with effect from 1st January, 2016.

- Planning Department has been declared as the Nodal Department for the effective implementation of Sustainable Development Goals in the state. Centre/Cell for SDGs Implementation is established and working in Directorate of Economics & Statistics (DES) for collection of data on indicators and periodic review of progress. A state level implementation and monitoring committee is institutionalized under the Chairmanship of Chief Secretary, Government of Rajasthan. Based on the recommendation of this state level committee, 8 Sectoral Working Groups have been constituted for effective implementation of Sustainable Development Goals.
- Keeping in view the localization for better planning and implementation of SDG's at grass root level, Government of Rajasthan has constituted District level SDGs implementation and monitoring committees under the chairmanship of the respective District Collector. All 33 districts have constituted above district level committee and conducted their at least first meeting with DLOs of concern departments.
- The state has already conducted mapping of the Goals and associated targets with Central sponsored schemes (CSSs) and State Government schemes/program/initiatives. Schematic allocation were also aligned with SDGs and presented before Rajasthan legislature assembly in state budget 2020-21.

CHIEF MINISTER'S RAJASTHAN ECONOMIC TRANSFORMATION ADVISORY COUNCIL (CMRETAC)

Chief Minister's Rajasthan Economic Transformation Advisory Council (CMRETAC) has been constituted under the chairmanship of Hon'ble Chief Minister on 7th March, 2020 to act as a think-tank for improving the economic-financial landscape of the state. Dr. Arvind Mayaram, Economic Advisor to Chief Minister and former Finance Secretary to Government of India, has been nominated as Vice-Chairman and 23 other eminent personalities of different sectors also nominated as members in the Council. The Council is working to achieve the following objectives:-

- Identify and provide specific actionable advice on a range of economic growth and development challenges facing the state specifically in the areas of fiscal management, productivity enhancement, creation of employment opportunities and provision of basic services such as health, sanitation and education.
- Commission studies on specific economic and financial policy issues for in-depth analysis.
- Map the ongoing initiatives in the state and recalibrate strategic and operational steps to ensure achievement of medium term growth.
- Facilitate the development of implementable solutions for medium-term development challenges faced by the state's development plan and provide recommendations for its implementation.
- Provide periodic guidance to the line departments in implementing the recommendations of the council and suggest mid-course correction/modification as required.
- Organize lectures of national and international eminent speakers on subjects that have a bearing on the economic development and growth in the state.

The first meeting of the Council was held on 15th October, 2020 through video conferencing under the Chairmanship of Hon'ble Chief Minister. Important suggestions given by the members of the

Council have been sent to the concerned departments for necessary action.

FLAGSHIP SCHEMES

The State Government has decided to declare the following schemes / programs as State Flagship Programme with a view to empowering the weaker sections of the society and bringing them into the mainstream of development.

- **Shudh Ke Liye Yudh Abhiyan:** In order to make pure food commodity available to all the consumers of the state, a "Shudh Ke Liye Yudh Abhiyan" campaign is being conducted by the Government of Rajasthan from 26th October, 2020. A team has been constituted in which administrative officer, police officer, food safety officer, enforcement officer, legal metrology officer and dairy representative are included. Under this campaign, in the year 2020, 7,439 samples were taken after 10,175 inspection, out of which 809 were found to be substandard, 376 misbranded and 255 unsafe.
- **Nirogi Rajasthan Abhiyan:** Under this scheme, health Volunteers (Swasthya Mitra) are to be selected for each gram panchyat and ward. 79,731 Swasthya Mitras have been selected and trained for villages and 14,007 Swasthya Mitras in urban wards.
- **Mukhya Mantri Nishulk Dava Yojana:** Mukhya Mantri Nishulk Dava Yojana is implemented by Medical, Health and Family Welfare Department. 04 new medicines are added in essential drug list. At present in this scheme, 713 essential drugs, 77 sutures and 181 surgical items are listed and during the year 2020-21, an expenditure of ₹489.82 crore was incurred upto December, 2020.
- **Mukhya Mantri Nishulk Janch Yojana:** Mukhya Mantri Nishulk Janch Yojana is implemented by Medical, Health and Family Welfare Department. During the year 2020-21 (upto December, 2020), 34.26 crore investigations and 15.54 crore beneficiaries were benefitted under this scheme.
- **Ayushman Bharat-Mahatma Gandhi Rajasthan Swasthaya Bima Yojana:** The main objective of this scheme is to provide cashless

healthcare services to the poor families (under NFSA-2013 and selected families of SECC 2011) of Rajasthan. Total 1,401 disease packages are offered and claim payment ₹715.47 crore has been incurred in this scheme from 1st September, 2019 to 31st December, 2020.

- **Mahtma Gandhi Government English Medium Schools (MGGES):** On the occasion of 150th anniversary of the father of the nation, Mahatma Gandhi, Mahtma Gandhi Government English medium schools were started for class 1-12 at every district headquarter. Out of total 301 blocks, 134 blocks have Swami Vivekanand modal schools, leaving those 134 blocks, rest of the 168 blocks have been provided with the MGGES.
- **₹1 per kg wheat:** Under National Food Security Scheme, a quantity of 35 kg wheat per Ration Card to AAY families and 5 kg wheat per unit to BPL and State BPL families per month is being provided at ₹1 per kg instead of ₹2 per kg. A total of 7,52,392.95 MT wheat was made available to 1,51,82,113 persons from 1st April, 2020 to December, 2020 by the state government.
- **Silicosis Policy:** The State Government launched the Silicosis Policy on 3rd October, 2019. Silicosis becomes an incurable disease due to exposure to labour dust from mines, factories, stone breaking, grinding stone, powder making, ballast, sand stone sculpture etc. Under this policy, along with financial help to the people suffering from silicosis, measures will be adopted for identification, rehabilitation, disease prevention and control of such work place and workers.
- **Mukhyamantri Kanyadan Yojana:** Sahayog and Uphar Yojana have been replaced by Mukhyamantri Kanyadan Yojana. Under this scheme, ₹31,000 on the marriage of girls of 18 years or above of BPL families belonging to Scheduled Castes, Scheduled Tribes and Minority Classes, ₹10,000 to matric, and ₹20,000 to graduate pass girls additional incentive amount is payable. BPL families of all remaining categories, Antyodaya families, Astha card holders, economically weaker widow women, specially abled persons, marriage of girls of beneficiaries in Palanhar and women players of their own age of 18 years or more are provided to give an incentive amount of ₹21,000 on marriage. An additional amount of ₹10,000 on the marriage of the Matric pass girl and ₹20,000 to graduate girl are also being provided. During the year 2020-21, upto December, 2020 a total sum of ₹2,416.68 lakh has been rewarded to 6,073 girls.
- **Mukhya Mantri Old Age Samman Pension Yojana:** Under Old Age Samman Pension Yojana, women aged 55 years and above and men aged 58 years and above are eligible for getting ₹750 per month. After the age of 75 years and above the old age pensioners are eligible for getting ₹1,000 per month. During the year 2020-21, upto December, 2020, a total sum of ₹4,57,017.86 lakh has been distributed among 47,57,856 beneficiaries.
- **Mukhya Mantri Ekal Nari Samman Pension Yojana:** Under this scheme, Widows, Divorced and Abandoned Women are being provided pension. During the year 2020-21, upto December, 2020 a total sum of ₹1,49,168.50 lakh has been distributed among 16,20,032 beneficiaries under this pension scheme.
- **Mukhya Mantri Vishesh Yogyajan Samman Pension Yojana:** In this scheme, State Government is providing a pension of ₹750 to ₹1,500 per month to the various specially abled persons. During the year of 2020-21 (upto December, 2020), a total sum of ₹41,160.29 lakh has been distributed to 5,40,411 specially abled persons under this pension scheme.
- **Palanhar Yojana:** This scheme aims to take care of those children whose both parents have either died, or parents are serving life imprisonment or death sentence or the mother has died and the father is serving life imprisonment or vice versa. During the year 2020-21 (upto December, 2020), ₹43,490.79 lakh has been spent and 4,71,999 children have been benefited under this scheme.
- **Rajasthan Agro-processing, Agri-business & Agri-exports Promotion Policy, 2019:-** For establishing agro-processing and infrastructure units capital subsidy is being provided at 50 per cent of project cost subject to a maximum of ₹100 lakh to farmers & their organization and 25 per cent subject to a maximum of ₹50 lakh for all other eligible entrepreneurs.

- **Mukhyamantri Laghu Udyog Protsahan Yojana (MLUPY):-** Under the scheme small scale entrepreneurs are to be provided 8 per cent interest subsidy on loans upto ₹25 lakh, 6 per cent on loans up to ₹5 crore and 5 per cent on loans up to ₹10 crore. During the financial year 2020-21 (upto December, 2020), amount ₹685.57 crore has been distributed among 4,068 persons.
- **The Rajasthan Micro, Small and Medium Enterprises (Facilitation of Establishment and Operation) Act:** During the financial year 2020-21 (upto December, 2020), a total of 4,608 declaration of intent were received and acknowledgement certificates have been issued instantaneously to them. Out of these, 2,145 certificates of micro category, 1,526 of small category and 937 applications of medium category have been issued. Out of total declaration of intent received, 61 per cent were in the manufacturing sector while 39 per cent were in the service sector.
- **Rajasthan Investment Promotion Scheme – 2019:** To promote rapid, sustainable and balanced industrial development in the state, Rajasthan Investment Promotion Scheme, 2019 has been made effective from 17th December, 2019. Under the scheme, exemption certificates were issued for 2,273 applications with investment proposal of ₹56,238.05 crore in the financial year 2020-21 upto December, 2020.
- **Jan Soochna Portal:** Jan Soochna Portal has been created by the Department of Information Technology and Communication, to provide information about all the schemes implemented by the government in one place, which is to be updated from time to time. 277 informations of 99 schemes running in 55 departments are made available on this portal.
- **Rajasthan Jan-Aadhaar Yojana:-** The Jan-Aadhaar card has been recognized as the proof of Identity and Proof of Address document for the family and its members by the Government of India (UIDAI), through its circular as on 9th May, 2020. Under this scheme total enrolled families are 1.79 crore, total enrolled individuals are 6.70 crore, total number of transactions (cash and

non-cash) are 87.69 crore and total cash transacted through DBT are ₹38,006 crore upto 31st December, 2020.

AWARDS AND HONOURS

- The state was rewarded the third position by the Ministry of Jal Shakti for achieving 70 per cent progress against allotted targets in Gareeb Kalyan Rozgar Abhiyan.
- RSRTC awarded Ministry of Transport's road safety awards for the year 2019-20 and 2020-21 in category having fleet size between 4001-7500 for lowest accident rate.
- The state has ranked second in the year 2020 against the 18th position in the year 2018 for National Hydrology project.
- Rajasthan has been awarded in the category of best state (common state) under National Water Award 2019 by Ministry of Water Power, Government of India on 11th November, 2020.
- During COVID-19 pandemic more than 5 lakh passengers have been transported and sent to their destinations, for this RSRTC had been awarded with excellence in transport category national PSU award.
- The World Book of Records, London, UK has appreciated the initiative taken by RHB whereby it has sold 1,213 properties in 12 days under 'Budhwar Neelami Utsav' started from 10th June, 2020 and ended on Wednesday 8th July, 2020.
- Rajasthan Best India Wedding Destination under Outlook Traveller Award presented at New Delhi on 22nd February, 2020.
- Palace-On-Wheels Second Luxurious Train in the World Award at Conde Nast Readers' Choice Award 2020 presented in October, 2020.
- Pink City Jaipur-Best Destination in the Country and Ranthambhore (Sawai Madhopur) – Best Wildlife Destination in the Country Award by India Today presented at New Delhi on 26th October, 2020.
- Rajasthan-Best Domestic Destination Award by Travel and Leisure India & South Asia on 25th November, 2020.



OVERVIEW OF MACRO ECONOMIC TRENDS

- Size of the State Economy is expected to reach at ₹9.58 lakh crore in 2020-21.
- The GSDP for the year 2020-21 is approximately 4.92 per cent of country's GDP at current prices.
- The State Economy is expected to decline by 6.61 per cent due to COVID-19 effect.
- The sectoral contribution is expected to be 29.77 per cent, 24.80 per cent and 45.43 per cent for Agriculture, Industry and Service sector respectively for 2020-21 at current prices.
- Per Capita Income in 2020-21 is expected to reach at ₹1,09,386.
- Gross Fixed Capital Formation in 2019-20 is 27.20 per cent of the GSDP at current prices.
- The Wholesale Price Index for all commodities moved from 310.56 in the year 2019 to 330.86 in the year 2020 registering an increase of 6.54 per cent.
- The General Consumer Price Index for Rajasthan stood at 153.06 in the year 2020, which was 144.91 in the year 2019 showing an increase of 5.62 per cent point.

With the outbreak of COVID-19 pandemic, complete lockdown was imposed in the month of March, 2020 which continued for almost half a year either completely or partially. These lockdowns meant confining millions of citizens to their homes, shutting down business and ceasing almost all the economic activity. This in turn has pushed the economy into slowdown which has affected the growth of economy. The advance estimates of the state for the year 2020-21, the agriculture & allied sector and electricity, gas, water supply & other utility services shows a positive growth while other major sectors shows a declining trend. For making recommendation to restart the economy a special task force (Chief Minister's Rajasthan Economic Transformation Advisory Council) was constituted. This committee has made several recommendation to reduce the adverse effect arising due to the pandemic and to further boost up the economy. Though post lockdown period recovery has been seen in every

sector yet due to lockdown period the overall economy of the state is expected to shrink by 6.21 per cent as compared to 7.73 per cent of All India level.

MACRO ECONOMIC AGGREGATES

The estimates of State Domestic Product representing the value of all goods and services produced within the state is one of the important indicators used to measure the growth of the state's economy. These estimates provide a broader picture of outcomes due to various policy interventions, investments made and opportunities opened-up in the state.

State Domestic Product is a reflection of economic development of the state and its derivative Per Capita Income is a suitable measure of the well-being of its people. The Directorate of Economics & Statistics, Rajasthan has been bringing out estimates of State Domestic Product on regular basis and making them up to date from time to time as per the guidelines and methodology provided by the National Accounts

Division, National Statistical Office, Ministry of Statistics & Programme Implementation, Government of India.

STATE DOMESTIC PRODUCT (SDP)

The estimates of State Domestic Product (SDP) of Rajasthan are prepared at both current and constant prices. The estimates of SDP are prepared for all the sectors of economy both in terms of Gross and Net basis. In the gross estimates, no deduction is made for Consumption of Fixed Capital (CFC) which takes place in the process of production, whereas in the net estimates, CFC is subtracted from the gross value figures.

Gross State Domestic Product (GSDP)

Gross State Domestic Product is defined as a measure, in monetary terms, of volume of all the final goods and services produced within the boundaries of the state during the given period of time, accounted without duplication. The estimates

of GSDP are prepared on current as well as constant prices.

GSDP at Current Prices

The estimates of GSDP at current prices are obtained by evaluating the product at current prices prevailing during the year. The estimates of GSDP at current prices, over the time do not reveal actual economic growth because these contain the combined effect of (i) the changes in volume of goods and services and (ii) the changes in the prices of goods and services.

As per the advance estimates, the nominal GSDP or GSDP at current prices for the year 2020-21 is likely to attain a level of ₹9.58 lakh crore, as against ₹9.99 lakh crore in the year 2019-20 showing a decline of 4.11 per cent in 2020-21 against the growth of 8.38 per cent in the year 2019-20.

The estimates of GSDP and its growth are being presented in the table 1.1 and figure 1.1.

Table: 1.1 Gross State Domestic Product of Rajasthan

(₹Crore)

Year	At Constant (2011-12) Prices		At Current Prices	
	GSDP	Variation over Previous Year (Per cent)	GSDP	Variation over Previous Year (Per cent)
2015-16	563340	8.02	681482	10.69
2016-17	596746	5.93	760587	11.61
2017-18	624831	4.71	828661	8.95
2018-19	655713	4.94	921789	11.24
2019-20	688714	5.03	998999	8.38
2020-21 (AE)	643222	-6.61	957912	-4.11

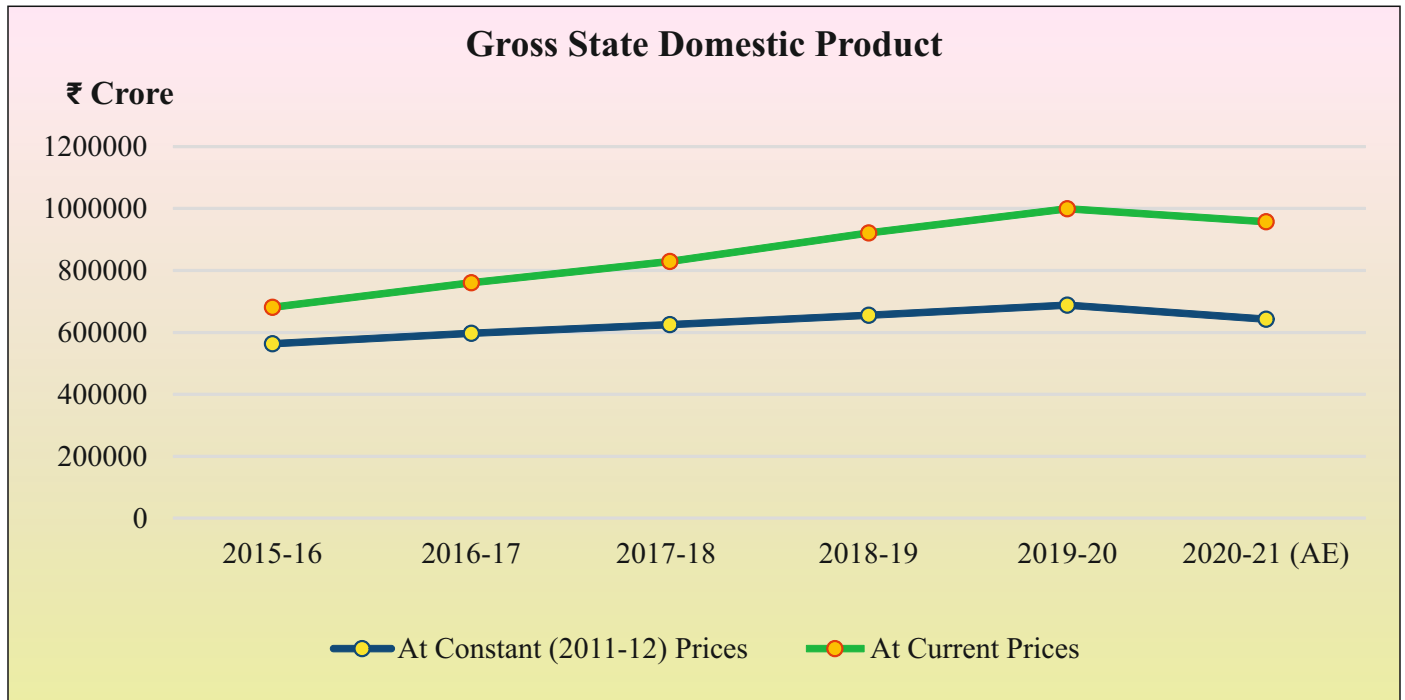
For the Year 2018-19 Revised Estimate-II, Year 2019-20- Revised Estimate-I and Year 2020-21 Advance Estimates (AE)

GSDP at Constant (2011-12) Prices

In order to eliminate the effect of price changes /inflation, the estimates of GSDP are also prepared by evaluating the goods and services at the prices prevailing in the fixed year known as base year and are known as the estimates of Gross State Domestic Product at constant prices.

As per the advance estimates, the real GSDP or GSDP at Constant (2011-12) Prices for the year 2020-21 is likely to attain a level of ₹6.43 lakh crore, as against ₹6.89 lakh crore in the year 2019-20 showing a decline of 6.61 per cent in the year 2020-21 against the growth of 5.03 per cent in the year 2019-20.

Figure 1.1



(AE) Advance Estimates

GSDP of Rajasthan and GDP of India

At current prices the share of GSDP of Rajasthan to All India GDP is expected to reach at 4.92 per cent in the year 2020-21. Table 1.2 and 1.3 shows the share of

GSDP of Rajasthan to GDP of All India at current prices and constant (2011-12) prices respectively. Figure 1.2 shows growth in Gross Domestic Product of Rajasthan and All India at constant (2011-12) prices.

Table: 1.2 GSDP of Rajasthan to GDP of All India Ratio at Current Prices

(₹Crore)

Year	Rajasthan		All India		Share of Rajasthan in All India (Per cent)
	GSDP	Growth over Previous Year (Per cent)	GDP	Growth over Previous Year (Per cent)	
2015-16	681482	10.69	13771874	10.46	4.95
2016-17	760587	11.61	15391669	11.76	4.94
2017-18	828661	8.95	17098304	11.09	4.85
2018-19	921789	11.24	18971237	10.95	4.86
2019-20	998999	8.38	20339849	7.21	4.91
2020-21(AE)	957912	-4.11	19481975	-4.22	4.92

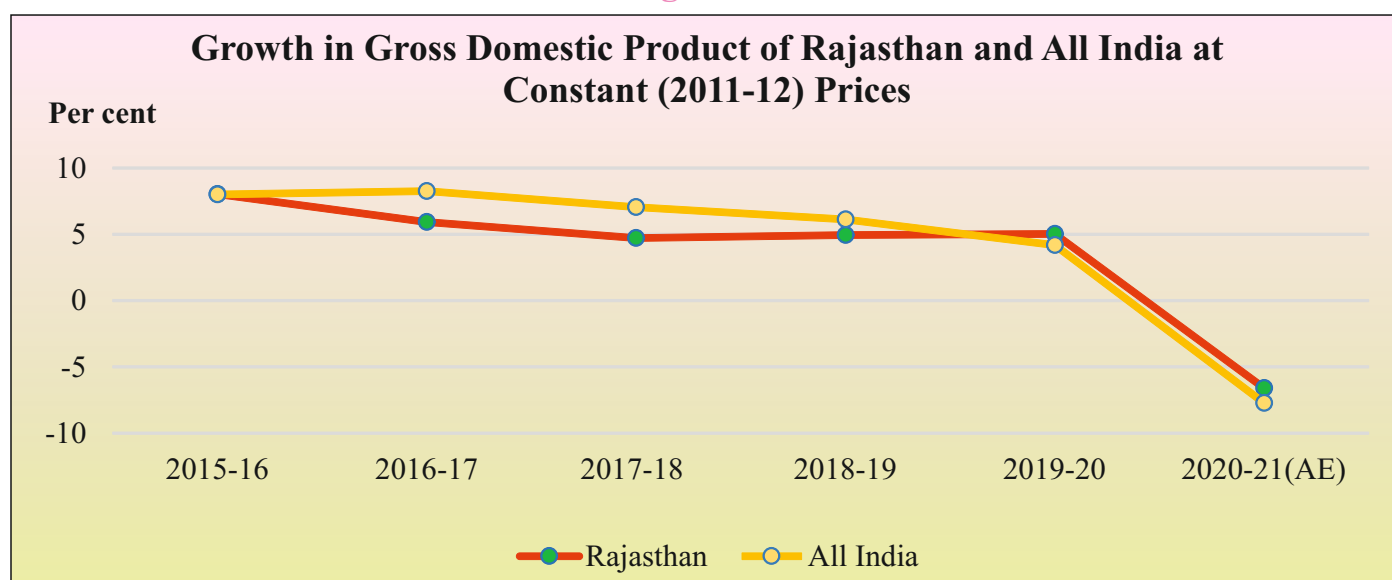
For the State Year 2018-19 Revised Estimate-II, Year 2019-20- Revised Estimate-I and Year 2020-21 Advance Estimates (AE)
For All India Year 2019-20- Provisional Estimate and Year 2020-21 Advance Estimates (AE)

Table: 1.3 GSDP of Rajasthan to GDP of All India Ratio at Constant (2011-12) Prices

(₹Crore)

Year	Rajasthan		All India		Share of Rajasthan in All India (Per cent)
	GSDP	Growth over Previous Year (Per cent)	GDP	Growth over Previous Year (Per cent)	
2015-16	563340	8.02	11369493	8.00	4.95
2016-17	596746	5.93	12308193	8.26	4.85
2017-18	624831	4.71	13175160	7.04	4.74
2018-19	655713	4.94	13981426	6.12	4.69
2019-20	688714	5.03	14565951	4.18	4.73
2020-21(AE)	643222	-6.61	13439662	-7.73	4.79

For the State Year 2018-19 Revised Estimate-II, Year 2019-20- Revised Estimate-I and Year 2020-21 Advance Estimates (AE)
For All India Year 2019-20- Provisional Estimate and Year 2020-21 Advance Estimates (AE)

Figure 1.2

(AE)- Advance Estimates

Net State Domestic Product (NSDP)

The Consumption of Fixed Capital (CFC) is subtracted from the gross value figures to derive at Net State Domestic Product. CFC measures the replacement value of that part of the capital stock, which has been used up in the production process during the year.

NSDP at Constant (2011-12) Prices

As per the advance estimates of the year 2020-21, the real NSDP at Constant (2011-12) Prices is likely to attain a level of ₹5.70 lakh crore, as against ₹6.10 lakh crore in the year 2019-20 showing a decline of

6.58 per cent in the year 2020-21 against the growth of 5.12 per cent in 2019-20.

NSDP at Current Prices

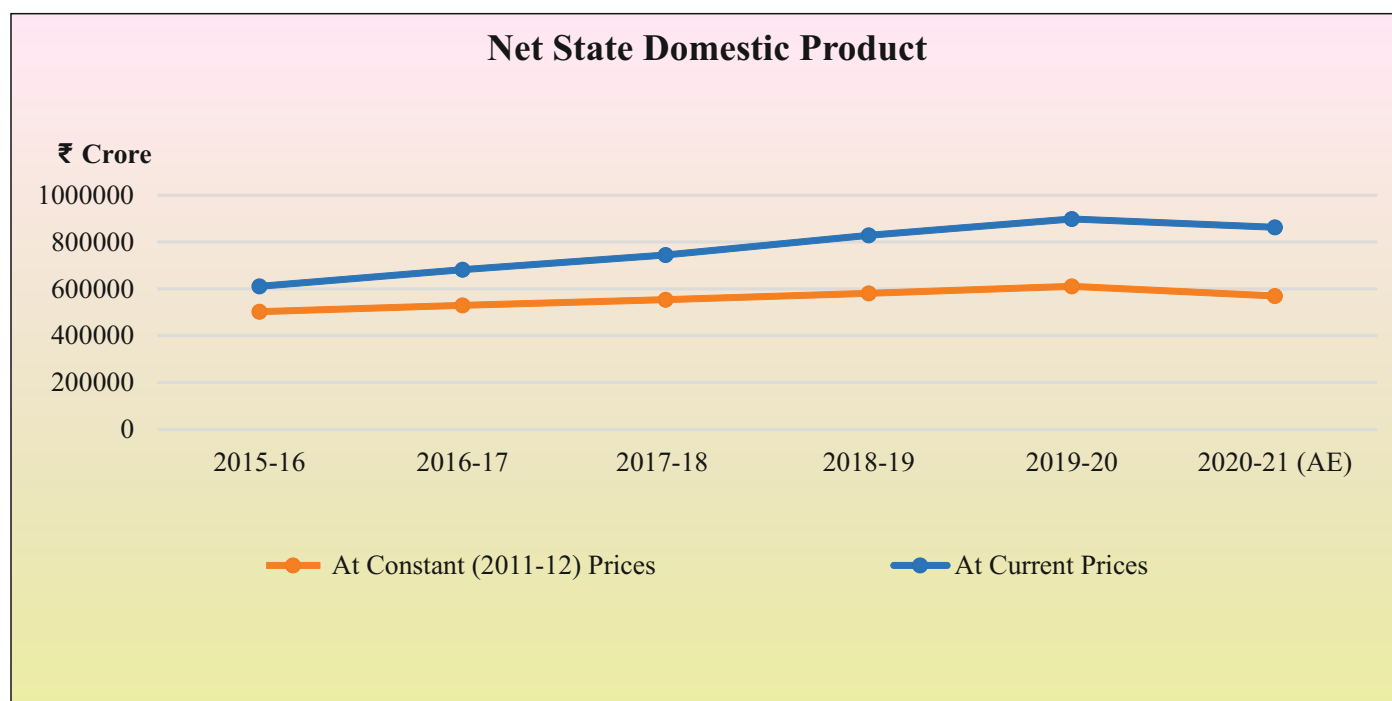
As per the advance estimates, the nominal NSDP at Current Prices for the year 2020-21 is likely to attain a level of ₹8.63 lakh crore, as against ₹8.99 lakh crore in the year 2019-20 showing a decline of 4.06 per cent in the year 2020-21 against the growth of 8.45 per cent in the year 2019-20.

The Estimates of NSDP and its growth are being presented in the table 1.4 and figure 1.3.

Table: 1.4 Net State Domestic Product of Rajasthan(**₹Crore**)

Year	At Constant (2011-12) Prices		At Current Prices	
	NSDP	Variation over Previous Year (Per cent)	NSDP	Variation over Previous Year (Per cent)
2015-16	501922	7.85	610713	10.73
2016-17	529650	5.52	682626	11.78
2017-18	554429	4.68	744622	9.08
2018-19	580594	4.72	829068	11.34
2019-20	610292	5.12	899143	8.45
2020-21 (AE)	570143	-6.58	862633	-4.06

For the Year 2018-19 Revised Estimate-II, Year 2019-20- Revised Estimate-I and Year 2020-21 Advance Estimates (AE)

Figure 1.3

(AE) – Advance Estimates

GROSS STATE VALUE ADDED (GSVA)

GSVA at Constant (2011-12) Basic Prices

The real GSVA at constant (2011-12) basic prices for the year 2020-21 is likely to attain a level of ₹6.01 lakh crore, as against ₹6.40 lakh crore for the year 2019-20 showing a decrease of 6.11 per cent in 2020-21 against the growth of 4.90 per cent in 2019-20. The corresponding sectoral growth rates are 3.45 per cent

in Agriculture, -7.50 per cent in Industry and -10.95 per cent in Service sector in the year 2020-21 over 2019-20.

The composition of Gross State Value Added at constant (2011-12) basic prices by broad sectors of the economy from the year 2015-16 onwards, is given in the following table 1.5 and for the year 2011-12 and 2020-21 in figure 1.4.

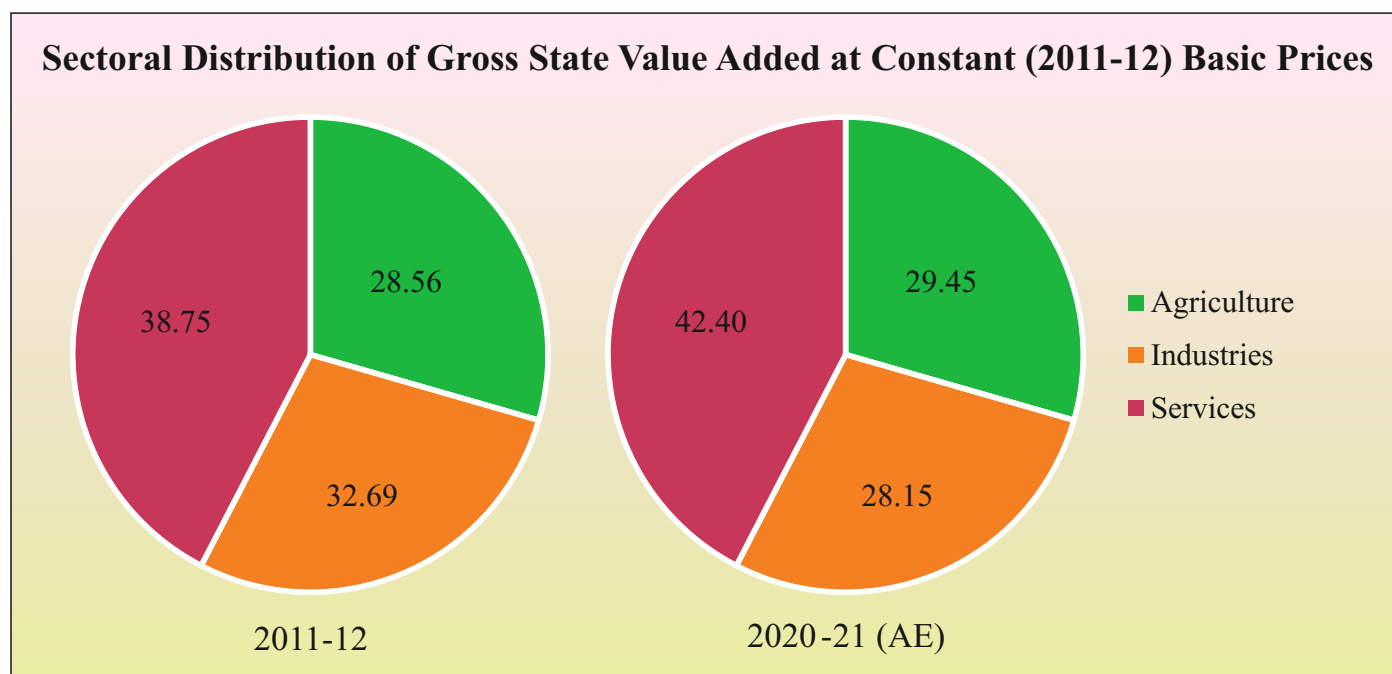
Table 1.5 Sector wise Gross State Value Added at Constant (2011-12) Basic Prices
(₹Crore)

Sector/Years	Agriculture	Industries	Services	GSVA
2015-16	136858.50	176053.37	215985.01	528896.88
	(25.88)	(33.29)	(40.83)	(100)
2016-17	148788.69	186778.26	227530.26	563097.21
	(26.42)	(33.17)	(40.41)	(100)
2017-18	148653.76	191895.58	246245.27	586794.61
	(25.33)	(32.70)	(41.97)	(100)
2018-19	156140.70	179842.22	273774.04	609756.97
	(25.61)	(29.49)	(44.90)	(100)
2019-20	170988.06	182737.41	285914.48	639639.95
	(26.73)	(28.57)	(44.70)	(100)
2020-21 (AE)	176884.10	169028.25	254614.71	600527.06
	(29.45)	(28.15)	(42.40)	(100)

Total may not tally due to rounding off.

Figures shown in brackets denote percentage contribution to Gross State Value Added at Constant (2011-12) Basic Prices. For the Year 2018-19 Revised Estimate-II, Year 2019-20- Revised Estimate-I and Year 2020-21 Advance Estimates (AE)

Figure 1.4



(AE)- Advance Estimates

Certain distinct characteristics of the sector wise Gross State Value Added at Constant (2011-12) Basic prices are:

The contribution of agriculture sector, which includes crops, livestock, forestry and fishing sector increased to 29.45 per cent in the year 2020-21 from 28.56 per cent

in the year 2011-12. The GSVA of this sector is likely to attain a level of ₹1,76,884 crore in the year 2020-21 showing a positive growth of 3.45 per cent over previous year.

The contribution of industries sector which includes mining, manufacturing, electricity, gas, water supply

& remedial services and construction sector is expected to decrease to 28.15 per cent in the year 2020-21 from 32.69 per cent in the year 2011-12. The GSVA of this sector is likely to attain a level of ₹1,69,028 crore in the year 2020-21 showing a decline of 7.50 per cent over previous year.

The contribution of service sector which includes railways, other transport, storage, communication, trade, hotels & restaurant, real estate, ownership of dwellings, public administration, financial and other services increased to 42.40 per cent in the year 2020-21 from 38.75 per cent in the year 2011-12. The

GSVA of this sector is likely to attain a level of ₹2,54,615 crore in the year 2020-21 showing a decline of 10.95 per cent over previous year.

Sector wise Growth in Different Sectors of the Economy

Gross State Domestic Product at an aggregate level is expected to decline by 6.61 per cent in 2020-21 at constant (2011-12) prices. Growth rate in the year 2020-21 for agricultural and allied sector is expected to grow by 3.45 per cent while industry sector and service sector are expected to decline by 7.50 and 10.95 per cent respectively. Sector wise growth rate is shown in table 1.6.

Table 1.6 Sector Wise Growth Rate at Constant (2011-12) Basic Prices

Years/Sectors	2016-17	2017-18	2018-19	2019-20	2020-21
Agriculture	8.72	-0.09	5.04	9.51	3.45
Industry	6.09	2.74	-6.28	1.61	-7.50
Services	5.35	8.23	11.18	4.43	-10.95

For the Year 2018-19 Revised Estimate-II, Year 2019-20- Revised Estimate-I and Year 2020-21 Advance Estimates (AE)

GSVA at Current Basic Prices

The nominal GSVA at current basic prices for the year 2020-21 is likely to attain a level of ₹8.99 lakh crore, as against ₹9.38 lakh crore in the year 2019-20 showing a decline of 4.08 per cent in the year 2020-21 against the growth of 8.34 per cent in the year 2019-20. The corresponding sectoral growth are 6.52 per cent in Agriculture, -8.62 per cent in Industry and -7.60 per cent in Service sector in the year 2020-21 over the year 2019-20.

The composition of Gross State Value Added by broad sectors of the economy at current basic prices from the year 2015-16 onwards is given in the table 1.7.

The analysis of sectoral composition of Gross State Value Added (GSVA) at current prices reveals that there is an increase in the contribution of Agricultural Sector (viz: Crops, Livestock, Forestry & Logging and Fishing) in the economy of Rajasthan from year 2011-12 to 2020-21. The contribution of the Agriculture Sector, which was 28.56 per cent during 2011-12, is likely to be increase at 29.77 per cent in 2020-21. The Industry Sector comprising of Mining & Quarrying, Manufacturing, Electricity, Gas, Water

Supply & Other Utility Services and Construction contributed 32.69 per cent in the total GSVA in the year 2011-12 which is likely to decline to 24.80 per cent during 2020-21. The Service Sector, comprising of Trade, Hotels & Restaurants, Transport, Storage & Communication, Financial Services, Real estate, Ownership of dwellings & Professional Services, Public Administration and Other Services are the major contributor in the economy of Rajasthan with the contribution of 38.75 per cent in the total GSVA during 2011-12 and its contribution is expected to be 45.43 per cent during 2020-21.

Net State Value Added at Constant (2011-12) Basic Prices

The real NSVA at Constant (2011-12) Basic Prices for the year 2020-21 is likely to attain a level of ₹5.27 lakh crore, as against ₹5.61 lakh crore for the year 2019-20 showing a decline of 6.02 per cent in 2020-21 against the growth of 4.97 per cent in the year 2019-20. The corresponding sectoral growth rates are 3.53 per cent in Agriculture, -8.01 per cent in Industry and -10.85 per cent in Service sector in the year 2020-21 over 2019-20.

The composition of Net State Value Added at constant (2011-12) Basic Prices by broad sectors of the economy from the year 2015-16 onwards, is given in the table 1.8.

Table 1.7 Sector wise Gross State Value Added at Basic Current Prices (₹Crore)

Sector/Years	Agriculture	Industries	Services	GSVA
2015-16	167705.47	199053.59	276201.34	642960.40
	(26.08)	(30.96)	(42.96)	(100)
2016-17	202318.63	212677.24	306975.95	721971.82
	(28.02)	(29.46)	(42.52)	(100)
2017-18	205871.85	230205.18	347742.24	783819.26
	(26.26)	(29.37)	(44.37)	(100)
2018-19	222309.16	236006.38	407185.89	865501.43
	(25.69)	(27.27)	(47.04)	(100)
2019-20	251341.01	244054.15	442250.24	937645.40
	(26.80)	(26.03)	(47.17)	(100)
2020-21 (AE)	267718.24	223028.47	408633.89	899380.60
	(29.77)	(24.80)	(45.43)	(100)

Total may not tally due to rounding off.

Figures shown in brackets denote percentage contribution to Gross State Value Added at Basic Current Prices.

For the Year 2018-19 Revised Estimate-II, Year 2019-20- Revised Estimate-I and Year 2020-21 Advance Estimates (AE)

Table 1.8 Sector wise Net State Value Added at constant (2011-12) Basic Prices (₹Crore)

Sector/Years	Agriculture	Industries	Services	NSVA
2015-16	127538.77	148664.29	191275.80	467478.86
	(27.28)	(31.80)	(40.92)	(100)
2016-17	138988.67	156852.17	200161.24	496002.08
	(28.02)	(31.63)	(40.35)	(100)
2017-18	138340.59	159996.93	218055.27	516392.79
	(26.79)	(30.98)	(42.23)	(100)
2018-19	145361.12	147529.20	241747.58	534637.90
	(27.19)	(27.59)	(45.22)	(100)
2019-20	159038.09	149808.90	252370.84	561217.83
	(28.34)	(26.69)	(44.97)	(100)
2020-21 (AE)	164649.84	137802.18	224996.42	527448.43
	(31.21)	(26.13)	(42.66)	(100)

Total may not tally due to rounding off.

Figures shown in brackets denote percentage contribution to Net State Value Added at constant (2011-12) Basic Prices.

For the Year 2018-19 Revised Estimate-II, Year 2019-20- Revised Estimate-I and Year 2020-21 Advance Estimates (AE)

Net State Value Added at Current Basic Prices

The nominal NSVA at Current Basic Prices for the year 2020-21 is likely to attain a level of ₹8.04 lakh

crore, as against ₹8.38 lakh crore for the year 2019-20 showing a decline of 4.02 per cent in 2020-21 against the growth 8.41 per cent in the year 2019-20. The

corresponding sectoral growth rates are 6.47 per cent in Agriculture, -8.86 per cent in Industry and -7.68 per cent in Service sector in the year 2020-21 over 2019-20.

The composition of Net State Value Added by broad sectors of the economy at current prices from the year 2015-16 onwards, is depicted in the table 1.9.

Table 1.9 Sector wise Net State Value Added at Basic Current Prices (₹Crore)

Sector/Years	Agriculture	Industries	Services	NSVA
2015-16	155956.00	168127.04	248107.88	572190.92
	(27.26)	(29.38)	(43.36)	(100)
2016-17	189536.77	178865.75	275608.18	644010.71
	(29.43)	(27.77)	(42.80)	(100)
2017-18	192061.33	193381.94	314336.66	699779.92
	(27.45)	(27.63)	(44.92)	(100)
2018-19	207401.87	197650.46	367728.02	772780.36
	(26.84)	(25.58)	(47.58)	(100)
2019-20	233899.21	204352.01	399538.12	837789.34
	(27.92)	(24.39)	(47.69)	(100)
2020-21 (AE)	249023.56	186241.16	368836.42	804101.14
	(30.97)	(23.16)	(45.87)	(100)

Total may not tally due to rounding off.

Figures shown in brackets denote percentage contribution to Net State Value Added at Basic Current Prices.

For the Year 2018-19 Revised Estimate-II, Year 2019-20- Revised Estimate-I and Year 2020-21 Advance Estimates (AE)

PER CAPITA INCOME (PCI)

The Per Capita Income is derived by dividing the Net State Domestic product by the mid year's total population of the State. Per capita Income is a pointer for standard of living and the well-being of people. As per the advance estimates, the per capita income at constant (2011-12) prices for the year 2020-21 is estimated to be ₹72,297 as compared to ₹78,390 for

the year 2019-20, showing a decline of 7.77 per cent in 2020-21 over the previous year 2019-20. As per the advance estimates, the per capita income at current prices for the year 2020-21 is estimated to be ₹1,09,386 as compared to ₹1,15,492 for the year 2019-20 registering a decline of 5.29 per cent in 2020-21 over the previous year 2019-20. The Per Capita Income of Rajasthan and All India at Constant (2011-12) Prices are depicted in table 1.10 and figure 1.5.

Table: 1.10 Per Capita Income of Rajasthan and All India at Constant (2011-12) Basic Prices

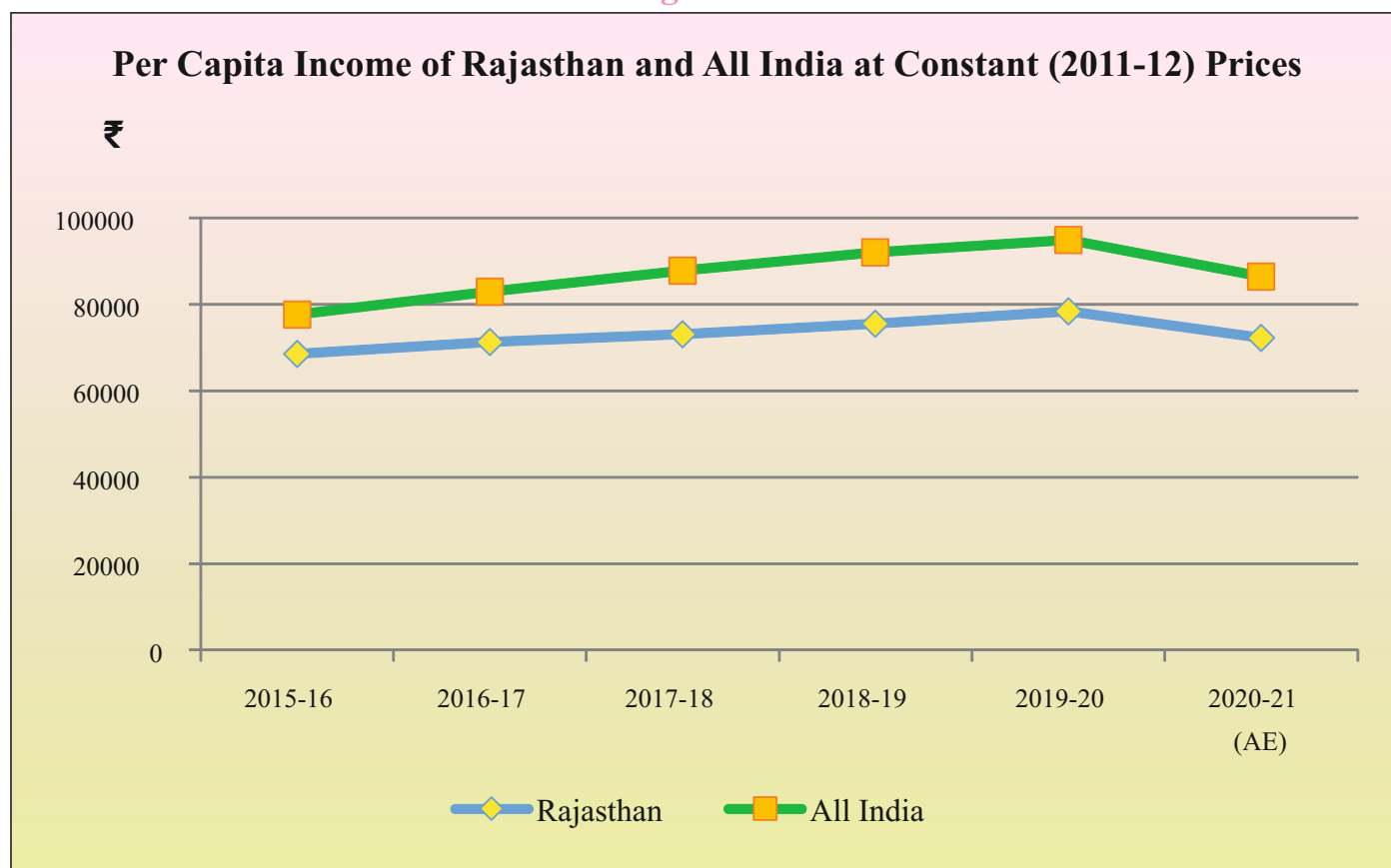
(₹)

Year	Rajasthan		All India	
	Per Capita Income	Variation over Previous Year (Per cent)	Per Capita Income	Variation over Previous Year (Per cent)
2015-16	68565	6.31	77659	6.67
2016-17	71324	4.02	83003	6.88
2017-18	73109	2.50	87828	5.81
2018-19	75555	3.35	92085	4.85
2019-20	78390	3.75	94954	3.12
2020-21 (AE)	72297	-7.77	86456	-8.95

For the State Year 2018-19 Revised Estimate-II, Year 2019-20- Revised Estimate-I and Year 2020-21 Advance Estimates (AE)

For All India Year 2019-20- Provisional Estimate and Year 2020-21 Advance Estimates (AE)

Figure 1.5



(AE)- Advance Estimates

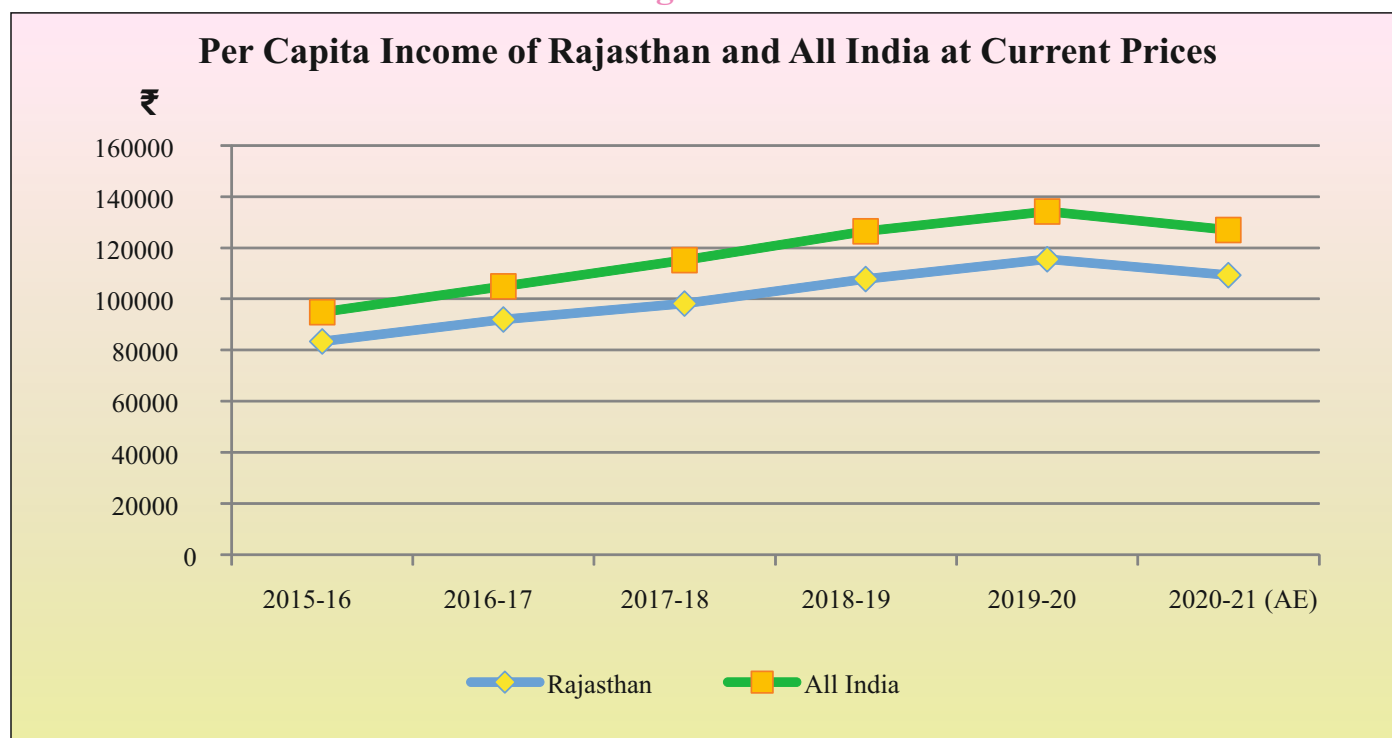
The Per Capita Income of Rajasthan and All India at Current Prices are depicted in table 1.11 and figure 1.6.

Table: 1.11 Per Capita Income of Rajasthan and All India at Basic Current Prices (₹)

Year	Rajasthan		All India	
	Per Capita Income	Variation over Previous Year (Per cent)	Per Capita Income	Variation over Previous Year (Per cent)
2015-16	83426	9.16	94797	9.40
2016-17	91924	10.19	104880	10.64
2017-18	98188	6.82	115293	9.93
2018-19	107890	9.88	126521	9.74
2019-20	115492	7.05	134226	6.09
2020-21 (AE)	109386	-5.29	126968	-5.41

For the State Year 2018-19 Revised Estimate-II, Year 2019-20- Revised Estimate-I and Year 2020-21 Advance Estimates (AE)
For All India Year 2019-20- Provisional Estimate and Year 2020-21 Advance Estimates (AE)

Figure 1.6



(AE)- Advance Estimates

GROSS FIXED CAPITAL FORMATION (GFCF)

The Gross Fixed Capital Formation is measured by the total value of a producer's acquisition less disposal of fixed assets during the accounting period plus certain additions to the value of non-produced assets realized by the productive activity of institutional units.

At the end of the year 2019-20, the total assets at current prices are estimated to be ₹2,71,696 crore,

which is 27.20 per cent of the GSDP (₹9,98,999 crore). The GFCF in the year 2019-20 increased by 2.67 per cent over the previous year 2018-19. The Gross Fixed Capital Formation in the State since the year 2015-16 has been shown table 1.12 and figure 1.7. The contribution of Private sector and Public sector in Gross Fixed Capital Formation (GFCF) for the year 2019-20 are on an average 74.21 and 25.79 per cent respectively. Sector wise Gross Fixed Capital Formation since 2015-16 is shown in the table 1.13.

Table-1.12 Gross Fixed Capital Formation (Provisional)

(₹Crore)

Sector/Year	2015-16	2016-17	2017-18	2018-19	2019-20
Public	56170	59279	61227	66819	70059
Private	147318	152707	175383	197803	201637
Total	203488	211986	236610	264622	271696

Figure 1.7

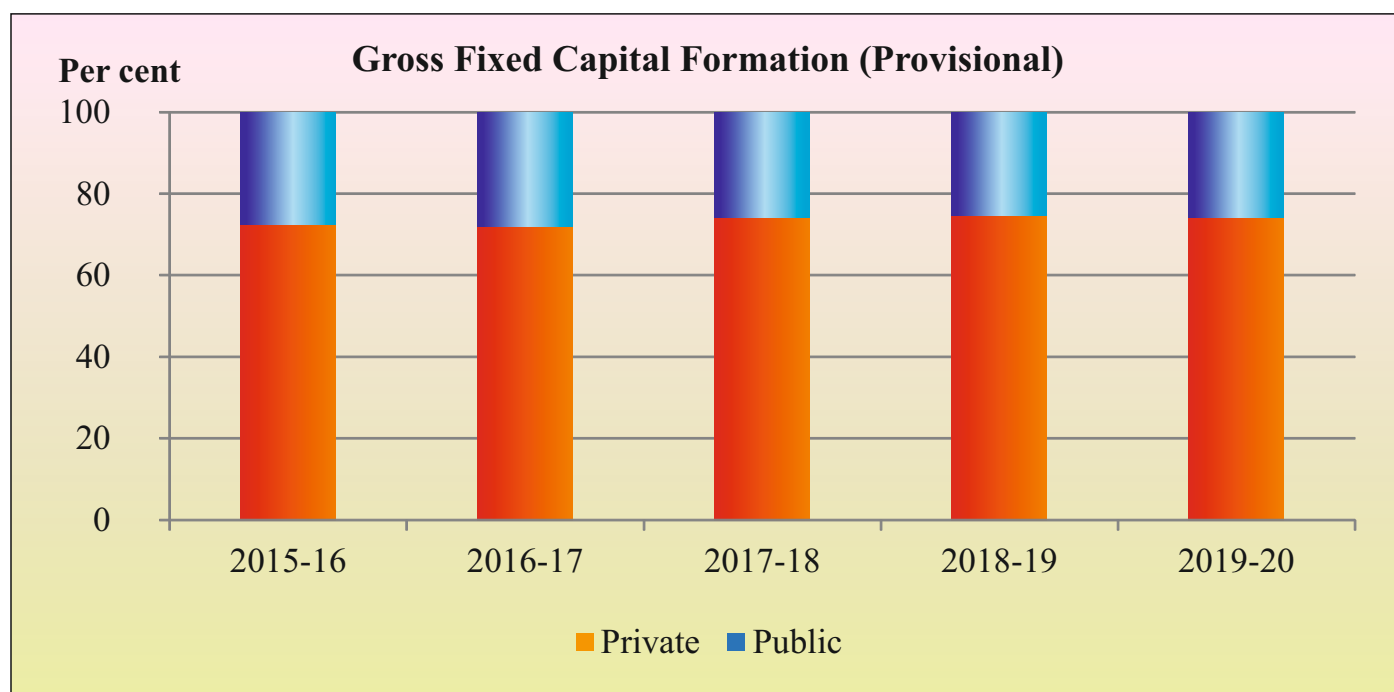


Table-1.13 Gross Fixed Capital Formation (Provisional)

(₹Crore)

S.No.	Industry	2015-16	2016-17	2017-18	2018-19	2019-20
1	Agriculture	7836	8994	10260	11451	12426
2	Forestry	205	195	177	112	120
3	Fishing	1	4	4	2	3
4	Mining	2619	2646	2729	2834	2738
5	Manufacturing (Reg.)	11033	12156	15420	15564	15636
6	Construction	67769	70779	77603	90862	93594
7	Electricity, Gas and Water Supply	18458	17942	14826	16947	17851
8	Railways	1269	971	1185	1373	1200
9	Communication	8287	7663	14352	15283	12433
10	Manufacturing (Un-Reg.), Trade, Hotels, Restaurant, Transport and Other Services	11169	8423	11053	10312	10040
11	Banking & Insurance	1038	801	517	1530	949
12	Real Estate	50999	52843	57908	63322	66877
13	Public Administration	22806	28568	30577	35031	37829
	Total	203488	211986	236610	264622	271696

Total may not tally due to rounding off.

PRICES STATISTICS

Prices tend to change over time as well as across geographical areas due to various economic, social and political factors. Since prices influence various economic decisions, particularly financial monitoring of price change is extremely important as they have direct bearing on economic policy and planning. The primary tool for monitoring these changes is the price index. Price Index measures relative change in the price levels of commodities or services in a region during a given period of time. Consumer Price Index (CPI) and Wholesale Price Index (WPI), are two important indices which measure the prices at retail and wholesale level respectively.

Price Statistics in Rajasthan

The Directorate of Economics and Statistics (DES) has been collecting the wholesale and retail prices of the essential commodities regularly, since 1957 from selected centres across the State on weekly basis. Also the prices of livestock products, by-products, rates for the construction material used in building and labour wages are collected from all districts of the state. On the basis of wholesale prices, monthly wholesale price indices are being prepared. The Consumer Price Indices for industrial workers are prepared and released by the Labour Bureau, Shimla.

Wholesale Price Index (WPI) of Rajasthan (Base Year 1999-2000=100)

The Wholesale Price Index (WPI) is the only general index capturing price movements in a comprehensive way at the overall economic level and is an indicator of movement in prices of commodities in all trades and transactions. Wholesale Price Index serves as an important determinant in formulation of trade, fiscal, monetary and other economic policies by the

government and is also used by financial institutions, industries and business circles. Besides monitoring the price changes in the economy, Wholesale Price Index is also used as an indicator in computation of Gross State Domestic Product (GSDP) at constant prices. It also helps in monitoring changes in relative prices of different groups of commodities like primary articles, agricultural commodities, raw material, industrial products, food and other non-food items. Price index helps in comparative study of changes of prices at national and global level.

Rajasthan government releases the WPI on monthly basis. It covers 154 commodities, of which 75 are from 'Primary Articles' group, 69 from 'Manufactured Products' group and 10 from 'Fuel and Power' group. The weight assigned to 'Primary Articles' group is 33.894, for 'Manufactured Products' group, it is 49.853 and for 'Fuel and Power' group, it is 16.253.

The Wholesale Price Index for 'All Commodities' moved from 310.56 in the year 2019 to 330.86 in the year of 2020, registered an increase of 6.54 per cent. It increased from 317.48 to 331.49 for Primary Articles, from 461.22 to 509.26 for Fuel, Power, Light and Lubricants and from 256.74 to 272.27 for Manufactured Products group during the year. The index of Primary Articles, Fuel, Power, Light & Lubricants and Manufactured Products Group registered an increase of 4.41, 10.42 and 6.05 per cent over the previous year respectively. The All India index of WPI move from 121.2 in the year 2019 to 121.7 in the year 2020 it registered an average increase of 0.41 per cent respectively. The Wholesale Price Index under major commodity groups during the year 2015 to 2020 and percentage variation over the previous years is given in the following tables 1.14 & 1.15 and figure 1.8 & 1.9.

Table 1.14 Wholesale Price Index of Rajasthan

(Base year 1999-2000 = 100)

S. No.	Major Groups	Annual Average Index					
		2015	2016	2017	2018	2019	2020
1	Primary Articles	286.93	301.94	294.05	299.08	317.48	331.49
(a)	Agricultural Articles	287.50	303.29	292.40	295.87	314.89	328.58

S. No.	Major Groups	Annual Average Index					
		2015	2016	2017	2018	2019	2020
(b)	Minerals	282.62	291.72	306.55	314.95	337.05	353.47
2	Fuel, Power, Light and Lubricants	374.32	391.74	428.71	463.78	461.22	509.26
3	Manufactured Products	229.99	233.89	243.61	247.78	256.74	272.27
All Commodities		272.75	282.61	290.79	300.27	310.56	330.86

(April & May, 2020 index not release due to COVID-19 pandemic)

Table 1.15 Groupwise Wholesale Price Index variations in the State

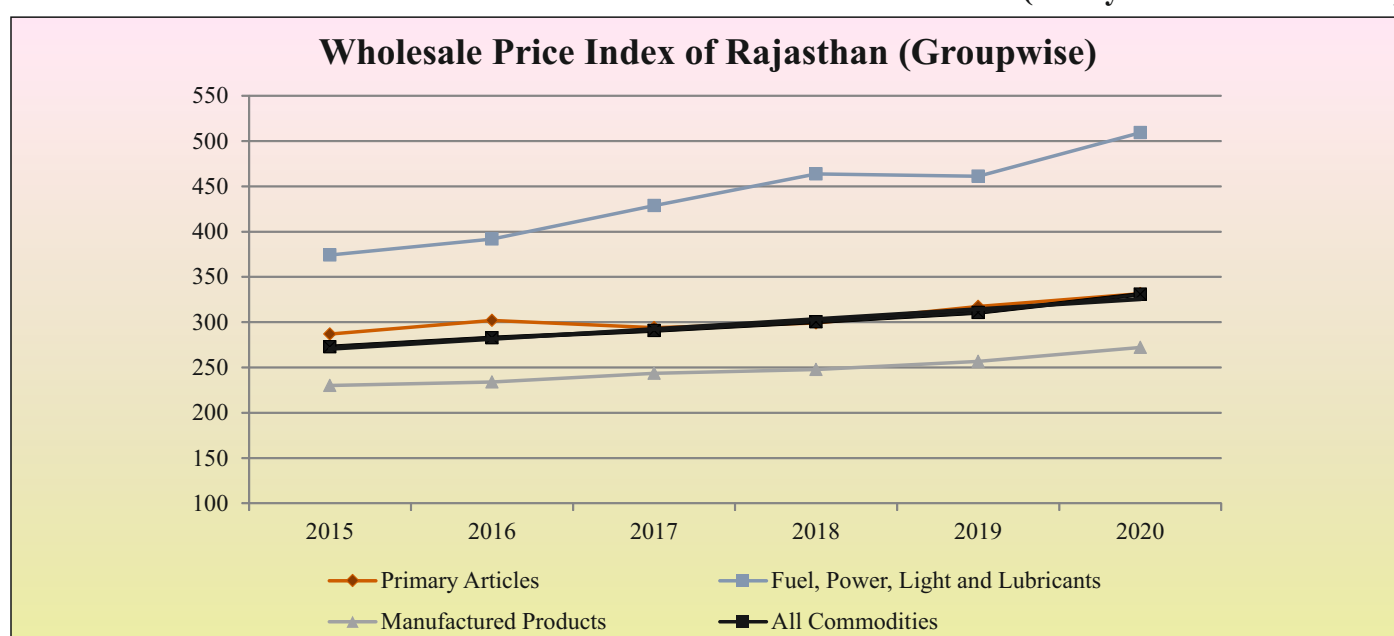
(Base year 1999-2000 = 100)

S. No.	Major Groups	Annual Average Per cent Variation (Year to Year basis)					
		2015	2016	2017	2018	2019	2020
1	Primary Articles	5.97	5.23	-2.61	1.71	6.15	4.41
(a)	Agricultural Articles	5.70	5.49	-3.59	1.19	6.43	4.35
(b)	Minerals	8.08	3.22	5.08	2.74	7.02	4.87
2	Fuel, Power, Light and Lubricants	-0.75	4.65	9.44	8.18	-0.55	10.42
3	Manufactured Products	0.80	1.70	4.16	1.71	3.62	6.05
All Commodities		2.22	3.62	2.89	3.26	3.43	6.54

(April & May, 2020 index not release due to COVID-19 pandemic)

Figure 1.8

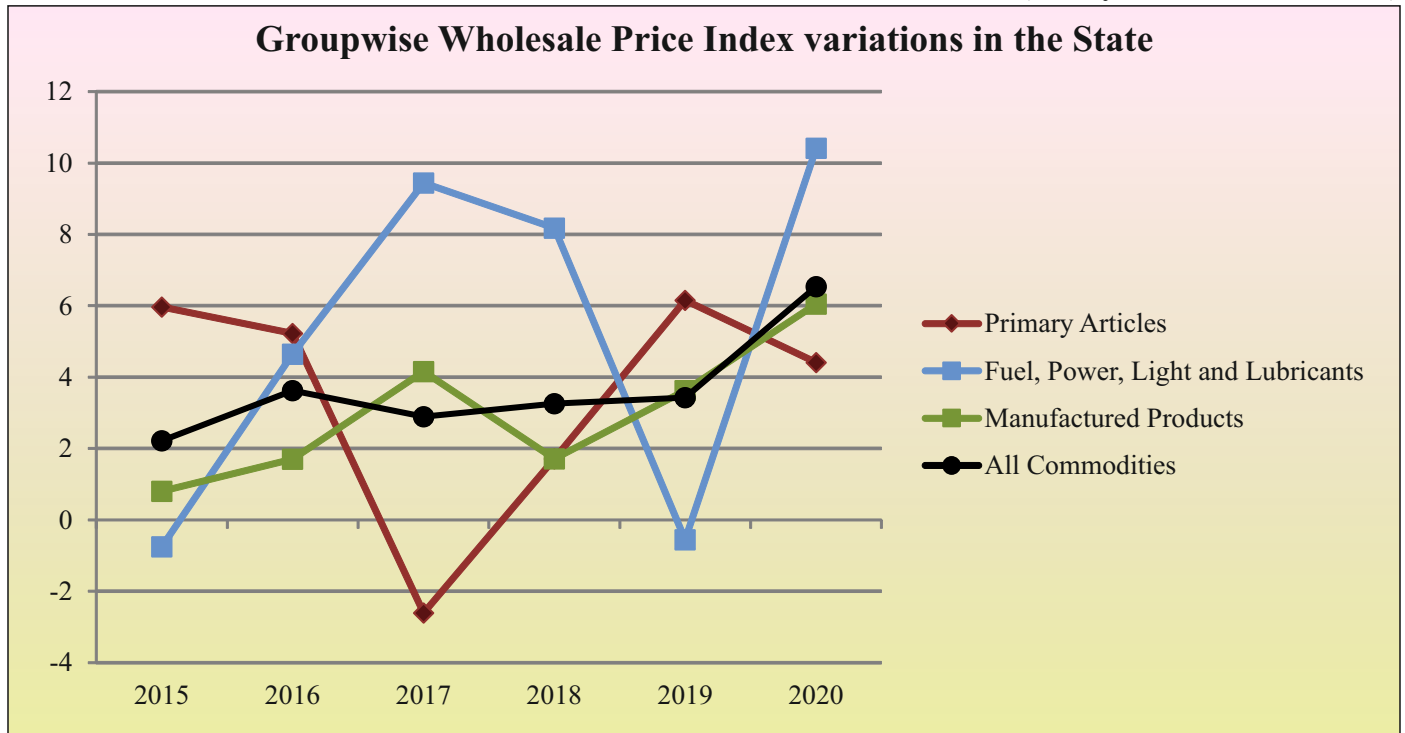
(Base year 1999-2000 = 100)



(April & May, 2020 index not release due to COVID-19 pandemic)

Figure 1.9

(Base year 1999-2000 = 100)



(April & May, 2020 index not release due to COVID-19 pandemic)

Consumer Price Index (CPI)

Consumer Price Index (CPI) is designed to measure the changes over time in general level of retail prices of selected goods and services that households purchase for the purpose of consumption. Such changes affect the real purchasing power of consumers income and their welfare. As this index captures the movement in prices for each and every consumer, the Government focuses more on Consumer Price Index (CPI) than Wholesale Price index (WPI) inflation. Four different types of Consumer Price Indices are being constructed every month. They are Consumer Price Index for (a) Industrial Workers (CPI-IW), (b) Agricultural Labourers (CPI-AL), (c) Rural Labourers (CPI-RL), and (d) Rural and Urban (CPI-R&U). The first three indices are constructed and released by the Labour Bureau, Shimla and the fourth by the National Statistical Office (NSO), New Delhi. The Consumer Price Index for Industrial Workers was released on the base year 2001=100 till August, 2020 and currently the Consumer Price Index are being released from September, 2020 on the base year 2016=100, the

Alwar Centre is included in place of Ajmer Centre in the state.

Consumer Price Index for Industrial Workers (CPI-IW)

The Consumer Price Index for Industrial Workers (CPI-IW) measures the temporal change in the retail prices of a fixed basket of goods and services consumed by an average working class family and thus, is an important indicator of the change in consumption level of average industrial worker in the country. The target groups of CPI-IW are workers of factories, mining, plantations, motor transport, ports and docks, railways and electricity production & distribution establishments. This Index is mainly used for determination of Dearness Allowance (DA) for the employees in both the public and private sectors.

Consumer Price Index for Industrial Workers (CPI-IW) (Base Year 2001=100) : The consumer price indices for industrial workers (CPI-IW) (Base Year 2001=100) were preparing and released by Labour Bureau, Shimla for Jaipur, Ajmer and Bhilwara centres of the State. At the national level

CPI (IW) for central series is constructed for 78 selected industrially developed centres across the country, with three of these centres based in Rajasthan (Jaipur, Ajmer and Bhilwara). A rising trend in consumer prices continued to be observed during the year 2020. At the All India level annualized CPI (IW) moved to 331 in August, 2020 from 317 as on December, 2019. The annual average rate of inflation till August, 2020 was 4.42 per cent whereas it was 7.46 per cent in the previous year. The General Index of Consumer Price for the year 2020 upto August, 2020 recorded an increase of 3.83 per cent at Jaipur centre, 2.74 per cent at Ajmer centre and 3.72 per cent at Bhilwara centre over the previous year.

Consumer Price Index for Industrial Workers (CPI-IW) (Base Year 2016=100) : Presently, the Consumer Price Index is being released by Labour Bureau, Shimla from the month of September 2020 as per the new base year 2016=100, which includes Alwar centre in place of Ajmer centre in the state. At Alwar, Bhilwara and Jaipur centre, the index for the month of December, 2020 stood at 118.5, 115.9 and 113.5 respectively, which were 118.9, 116.3 and 114.2 in November, 2020. All India General Consumer Price index for the month of December, 2020 stood at 118.8 which was 119.9 in the month of November, 2020. Consumer Price Indices for all the commodity groups for Jaipur, Ajmer and Bhilwara centres are summarized in the table 1.16

Table 1.16 Groupwise Consumer Price Index for Industrial Workers

(Base Year 2001 = 100)

S. N.	Group	Jaipur Centre		Per cent Variation over 2019	Ajmer Centre		Per cent Variation over 2019	Bhilwara Centre		Per cent Variation over 2019
		2019	2020*		2019	2020*		2019	2020*	
1	Food	312	323	3.53	320	333	4.06	319	332	4.08
2	Pan, Supari, Tobacco & Intoxicant	382	396	3.66	431	443	2.78	401	403	0.50
3	Fuel & Light	224	234	4.46	272	290	6.62	321	327	1.87
4	Housing	388	410	5.67	420	432	2.86	261	283	8.43
5	Clothing, Bedding & Footwear	236	237	0.42	214	201	-6.07	206	207	0.49
6	Miscellaneous	276	280	1.45	205	207	0.98	261	265	1.53
General Index		313	325	3.83	292	300	2.74	296	307	3.72

*Up to Aug., 2020

It is revealed from the table that the general index registered an increase in the year 2020 (Upto Aug.,2020) over the year 2019 at all the 3 centres. The

average year wise General Consumer Price Indices (Base year 2001=100) for Jaipur, Ajmer, Bhilwara and All India since year 2015 are given in table 1.17

Table 1.17 Year wise Consumer Price Index for Industrial Workers**(Base year 2001 = 100)**

Year	Jaipur		Ajmer		Bhilwara		All India	
	Index	Per cent variation over previous year	Index	Per cent variation over previous year	Index	Per cent variation over previous year	Index	Per cent variation over previous year
2015	245	2.94	248	3.33	259	5.71	261	5.67
2016	257	4.90	256	3.23	269	3.86	274	4.98
2017	268	4.28	260	1.56	274	1.86	281	2.55
2018	282	5.22	272	4.62	278	1.46	295	4.98
2019	313	10.99	292	7.35	296	6.47	317	7.46
2020*	325	3.83	300	2.74	307	3.72	331	4.42

*Upto August, 2020

Consumer Price Index for Agriculture Labourers (CPI-AL) (Base 1986-87=100)

The Consumer Price Index for the Agricultural Labourers & Rural Labourers is also prepared by the

Labour Bureau, Shimla with 1986-87 as the base year. The indices for Rajasthan and All India, since the year 2016-17 to 2020-21 are given in table 1.18 and figure 1.10

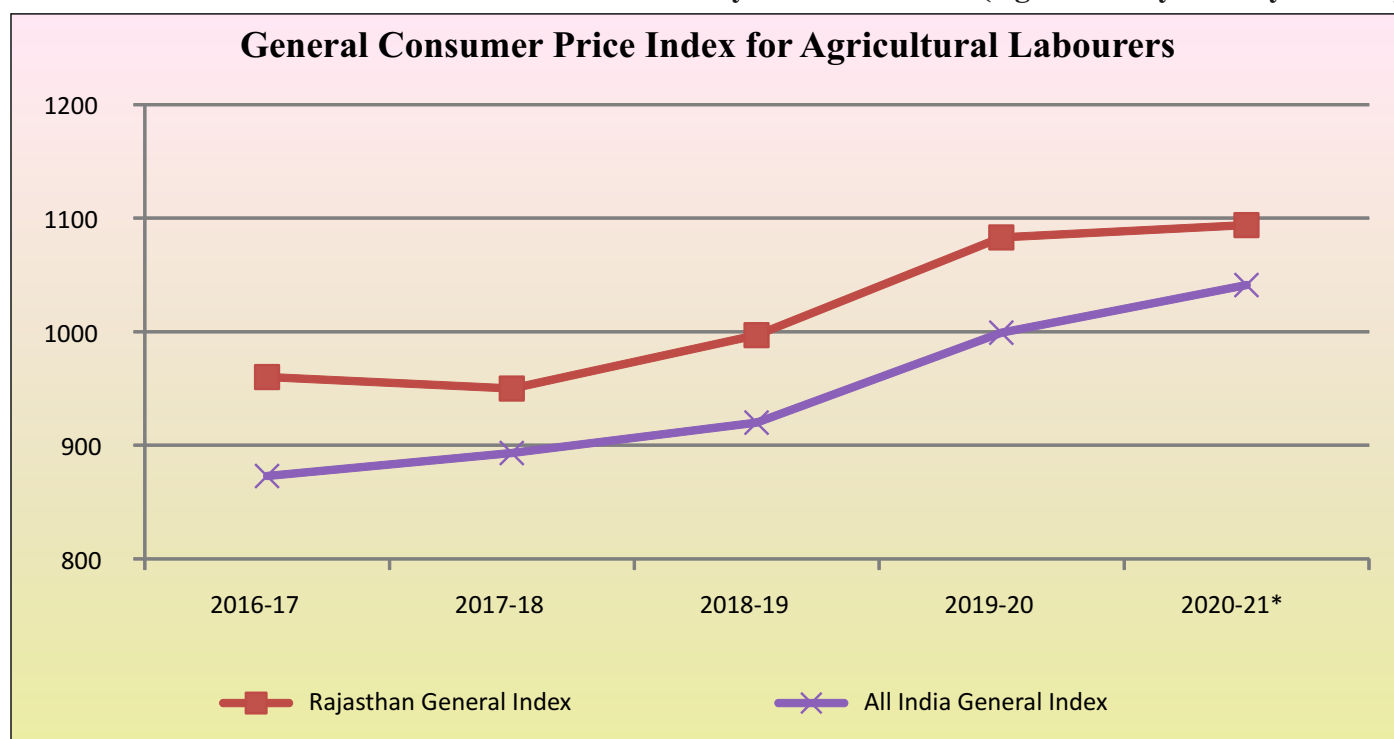
Table 1.18 General Consumer Price Index for Agricultural Labourers**Base year 1986-87=100 (Agriculture year July to June)**

Year	Rajasthan		All India	
	Food group	General Index	Food group	General Index
2016-17	938	960	841	873
2017-18	899	950	846	893
2018-19	951	997	863	920
2019-20	1058	1083	955	999
2020-21*	1057	1094	1002	1041

* Average of months (July to December, 2020)

Figure 1.10

Base year 1986-87=100 (Agriculture year July to June)



* Average of months (July to December, 2020)

General Consumer Price Index (Rural, Urban & Combined) (Base Year 2012=100)

The National Statistical Office (NSO), Ministry of Statistics & Programme Implementation releases

General Consumer Price Indices (CPI) with base 2012 as base year for all India and States/UTs separately for Rural, Urban and Combined every month since January, 2011. The details of general index from year 2016 to 2020 are given in the table 1.19.

Table 1.19 General Consumer Price Index Numbers for Rural, Urban & Combined**(Base year 2012=100)**

S. No.	Year	Rajasthan			All India		
		Rural	Urban	Combined	Rural	Urban	Combined
1	2016	132.79	127.92	131.07	131.28	126.83	129.20
2	2017	137.29	132.96	135.73	135.63	131.03	133.50
3	2018	139.33	138.56	139.05	140.73	136.50	138.77
4	2019	145.33	144.11	144.91	144.89	142.82	143.93
5	2020*	153.30	152.68	153.06	154.18	151.93	153.12

* Average of months (January to November, 2020) and Index of Rajasthan (March to May, 2020) not release due to COVID-19 pandemic

AGRICULTURE & ALLIED SECTORS

- Agriculture and Allied Sector is expected to contribute to 29.77 per cent in Rajasthan's Gross State Value Added (GSVA) at current prices during the year 2020-21.
- As per preliminary forecast for the year 2020-21, the total food grain production in the State is expected to be 271.33 lakh tonnes showing an increase of 2.08 per cent as compared to production of 265.81 lakh tonnes for the previous year.
- For the year 2020-21, medium term loans (Agriculture and Non-Agriculture) of ₹244.31 crore and short-term crop loans of ₹11,007.74 crore have been distributed to 24.97 lakh farmers till December, 2020.
- Under "Rajeev Gandhi Krishak Sathi Sahayata Yojana, financial assistance ₹19.94 crore have been disbursed to 1,345 farmers during the year 2020-21, upto December, 2020.
- During financial year 2020-21, additional irrigation potential of 9,504 hectare has been created upto December, 2020.
- During the year 2020-21, in order to control diseases of livestock, 134.38 lakh vaccinations have been executed. For breed improvement, 2.18 lakh large animals and 3.88 lakh small animals have been castrated and 24.62 lakh artificial inseminations have been executed upto December, 2020.
- In the year 2020-21, 5,011 solar power plants have been installed upto December, 2020 by spending ₹25.53 crore under Solar Power Based Pump Project.

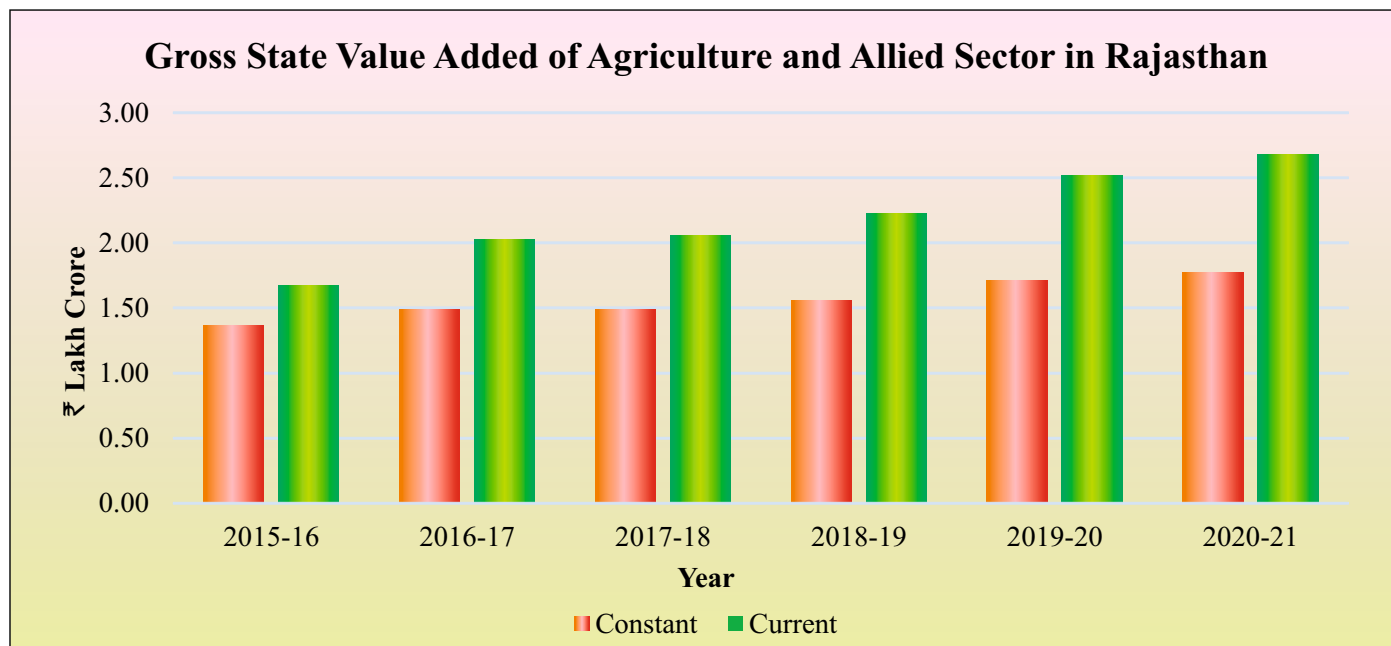
AGRICULTURE SCENARIO

Agriculture and allied sector play an important role in the State's economy. Agriculture and allied sector activities primarily refer to cultivation of Crops, Animal Husbandry, Fisheries and Forestry. A large segment of the population is dependent on agriculture and allied activities for its livelihood. Agriculture in Rajasthan is primarily rain-fed. The period of monsoon is short. In comparison to other States, the onset of monsoon in Rajasthan is late and its withdrawal is early. There is a variation in the time spread of the rainfall, which mostly remain scanty, low and irregular. The level of ground water in the State is rapidly going down.

Despite this, agriculture and allied sector continues to be the backbone of the State's economy and continues to be a large contributor to the state's GSDP.

The figure 2.1 shows that there has been a constant increase in the Gross State Value Added of Agriculture and allied sector at constant price; it increased from ₹1.37 lakh crore in 2015-16 to ₹1.77 lakh crore in 2020-21, showing an increase of 5.26 per cent per annum (CAGR) while at current price the GSVA of Agriculture and allied sector increased from ₹1.68 lakh crore in 2015-16 to ₹2.68 lakh crore in 2020-21 showing an increase of 9.81 per cent per annum (CAGR).

Figure: 2.1



Note: For the Year 2018-19-Revised Estimate-II, 2019-20-Revised Estimate-I, Year 2020-21 Advance Estimates (AE)

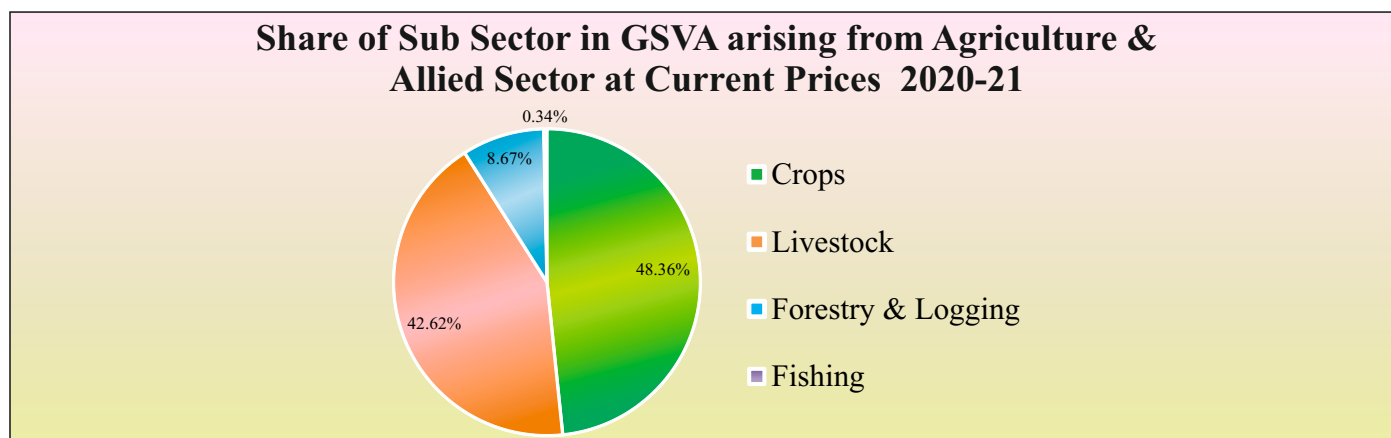
Growth Rate of GSVA by Agriculture and allied sector (at Constant 2011-12 Prices)

In terms of growth, agriculture and allied sector again emerges as the driver with a growth rate of 3.45 per cent in 2020-21 over 2019-20. The growth rate of Agriculture has been volatile with a sharp rise in 2016-17 when it reached to around 8.72 per cent from -0.33 per cent in 2015-16.

Share of Agriculture and allied Sector in Rajasthan's GSVA and Composition of its Sub-Sectors

In 2020-21, Agriculture and allied sector contributed to 29.77 per cent in Rajasthan's Gross State Value Added (GSVA) at current prices which was 28.56 per cent in 2011-12. Sub-sectors of Agriculture and allied sector are crops, livestock, fishing, forestry & logging. In 2020-21, the share of crops was estimated to be 48.36 per cent, livestock was estimated to be 42.62 per cent, forestry & logging contributed 8.67 per cent and fishing is around 0.34 per cent in the agriculture and allied sector. These shares of different sub-sectors within Agriculture and allied sector can be seen from figure 2.2

Figure: 2.2



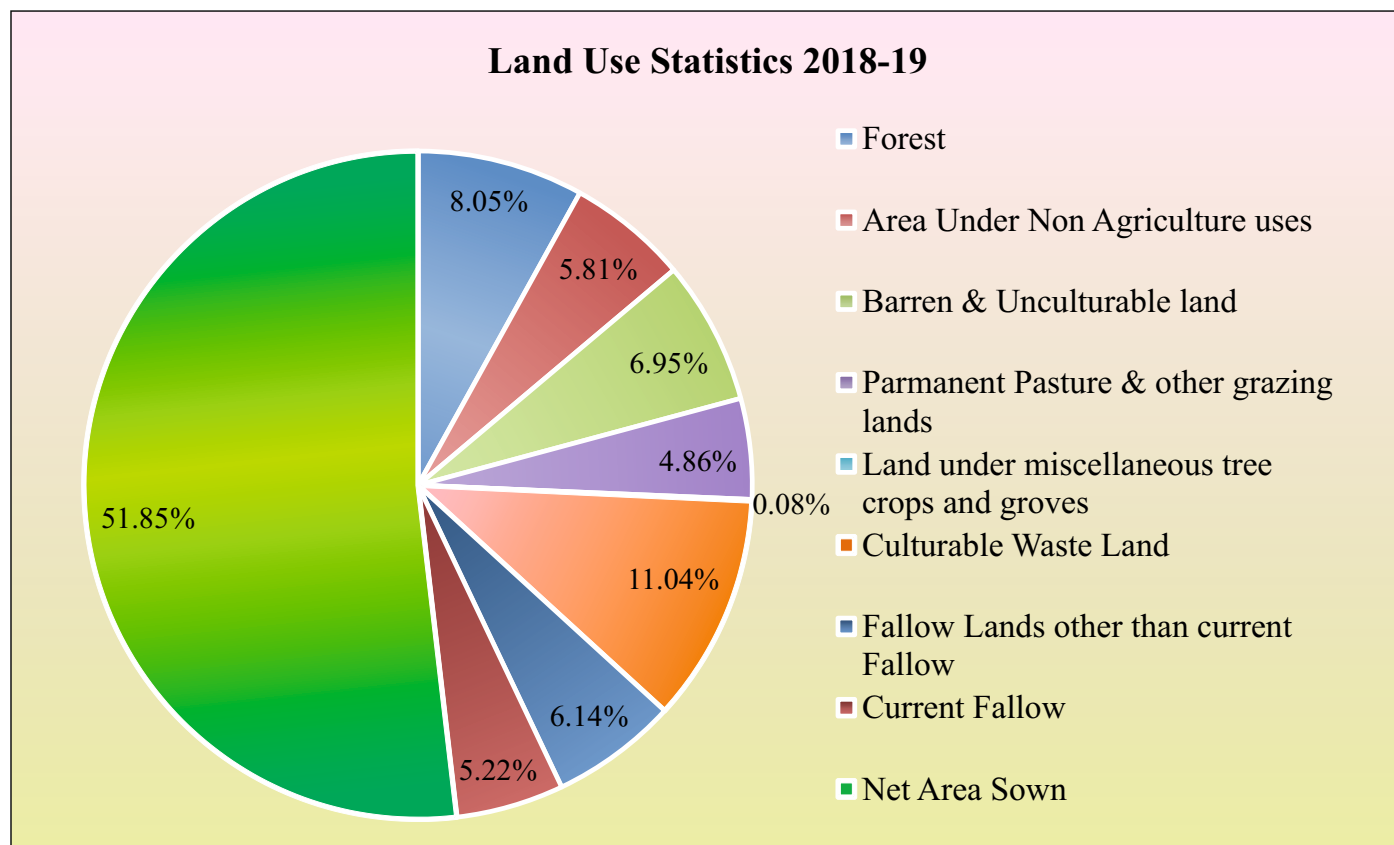
Note: Year 2020-21 Advance Estimates (AE)

LAND UTILISATION

The total reporting area of the State is 342.87 lakh hectare during the year 2018-19. Out of this, 8.05 per cent is under forests (27.60 lakh hectare), 5.81 per cent area is under non-agriculture use (19.93 lakh hectare), 6.95 per cent under barren and uncultivable land (23.83 lakh hectare), 4.86 per cent under permanent

pastures & other grazing lands (16.68 lakh hectare), 0.08 per cent land under miscellaneous tree crops and groves (0.26 lakh hectare), 11.04 per cent under culturable waste land (37.84 lakh hectare), 6.14 per cent under fallow land other than current fallow (21.06 lakh hectare), 5.22 per cent under current fallow (17.89 lakh hectare) and 51.85 per cent area is under net area sown (177.78 lakh hectare) as shown in figure 2.3.

Figure : 2.3



OPERATIONAL LAND HOLDING

As per Agricultural Census 2015-16, total number of operational land holdings in the State was 76.55 lakh whereas it was 68.88 lakh in 2010-11, showing a growth of 11.14 per cent (Table 2.1). The ratio of classified land holdings to total land holdings of marginal, small, semi-medium, medium and large categories is 40.12 per cent, 21.90 per cent, 18.50 per cent, 14.79 per cent, and 4.69 per cent respectively. It is evident that there is an increase in the number of marginal, small, semi-medium and medium land holdings and a decrease in number of large land holding in the year 2015-16 in comparison to the year 2010-11. Large land holdings have seen a significant

decline of 11.14 per cent. This indicates that there is an increase in land fragmentation probably attributable to splitting of joint families.

Total area under land holdings has decreased to 208.73 lakh hectare in the year 2015-16 in comparison to 211.36 lakh hectare in the year 2010-11, thus registering a decline of 1.24 per cent in total land holding area.

The area under marginal, small and semi-medium land holding categories in the year 2015-16 has recorded an increase of 19.79 per cent, 10.50 per cent, and 5.67 per cent respectively in comparison to the year 2010-11 (Table 2.1). On the other hand, total area

under medium and large land holdings has recorded a decrease of 0.27 per cent and 13.20 per cent respectively. As per Agricultural Census 2015-16, average size of operational land holdings in the State was 2.73 hectare whereas it was 3.07 hectare in 2010-11, showing a decline of 11.07 per cent.

Female Operational Land Holdings

As per Agricultural Census 2015-16, total number of female operational land holdings in the State was 7.75 lakh whereas it was 5.46 lakh in 2010-11, showing a growth of 41.94 per cent (Table 2.1). The ratio of classified female land holdings of

marginal, small, semi-medium, medium and large categories to total female land holdings is 49.55 per cent, 20.77 per cent, 14.97 per cent, 11.74 per cent and 2.97 per cent respectively. It is evident from Table 2.1 that there is an increase in all the categories in the year 2015-16 in comparison to the year 2010-11.

Total area under female land holdings has increased to 16.55 lakh hectare in the year 2015-16 in comparison to 13.30 lakh hectare in the year 2010-11, thus registering a growth of 24.44 per cent in total female land holding area (Table 2.1).

Table 2.1 Number of operational land holdings & area operated by size Class/Group & Gender (All Social Groups)

S. N.	Size class (in hectare)	Sex	No. of operational land holdings (000)			Area operated (000' hectare)		
			2010-11	2015-16	% Variation	2010-11	2015-16	% Variation
1	2	3	4	5	6	7	8	9
1	Marginal (Below 1.0 hectare)	Male	2268	2683	18.30	1120	1304	16.43
		Female	239	384	60.67	116	177	52.59
		Institutional	4	4	0.00	2	2	0.00
Total			2511	3071	22.30	1238	1483	19.79
2	Small (1.0 - 2.0 hectare)	Male	1389	1514	9.00	1988	2158	8.55
		Female	120	161	34.17	171	227	32.75
		Institutional	2	2	0.00	3	4	33.33
Total			1511	1677	10.99	2162	2389	10.50
3	Semi-Medium (2.0 - 4.0 hectare)	Male	1240	1297	4.60	3509	3655	4.16
		Female	92	116	26.09	258	325	25.97
		Institutional	3	3	0.00	7	8	14.29
Total			1335	1416	6.07	3774	3988	5.67
4	Medium (4.0 - 10.0 hectare)	Male	1051	1038	-1.24	6459	6334	-1.94
		Female	74	91	22.97	445	549	23.37
		Institutional	2	3	50.00	14	16	14.29
Total			1127	1132	0.44	6918	6899	-0.27
5	Large (Above 10.0 hectare)	Male	381	334	-12.34	6621	5657	-14.56
		Female	21	23	9.52	340	377	10.88
		Institutional	2	2	0.00	83	80	-3.61
Total			404	359	-11.14	7044	6114	-13.20
All Classes		Male	6329	6866	8.48	19697	19108	-2.99
		Female	546	775	41.94	1330	1655	24.44
		Institutional	13	14	7.69	109	110	0.92
Total			6888	7655	11.14	21136	20873	-1.24

MONSOON

Agriculture in Rajasthan is primarily rain-fed i.e. dependent on monsoon which is very erratic in nature; also period of monsoon generally remains short. Due to unstable weather conditions and precarious water regime, farmers have to depend on both rainfall and ground water. The rainfall pattern indicates that during the current monsoon season, the onset of monsoon was delayed by 9 days. The normal date of arrival of monsoon in the state was 15th June, but it arrived on 24th June. It covered the whole state till first week of July, 2020.

The actual rainfall in the period from 1st June to 30th September, 2020 in the state was 520.79 mm, as compared to normal rainfall of 520.98 mm, which is 0.04 per cent less than the normal rainfall.

In Rajasthan, during the entire monsoon season 2020, there have been abnormal, excess or normal rains in most of the districts, where as in Alwar, Baran, Bharatpur, Bundi, Dausa, Dholpur, Ganganagar, Kota and Tonk districts, deficit rainfall has been recorded.

AGRICULTURAL PRODUCTION

Agriculture production in the State largely depends on timely arrival of monsoon. During Kharif season, production and productivity not only depend upon the quantum of rainfall but also on proper and even distribution of rain over an adequate time span and its intensity.

The detailed position of the area and production under Kharif and Rabi crops for the last three years is shown in table 2.2 and figure 2.4.

Table 2.2 Area and Production of Kharif and Rabi crops in the State

Crops	Area in Lakh Hectare			Production in Lakh Tonnes		
	2018-19	2019-20 (Final)	2020-21 (Advance)	2018-19	2019-20 (Final)	2020-21 (Advance)
(A) Cereals	90.92	97.96	96.38	194.02	220.86	222.45
Kharif	58.66	59.94	60.92	66.22	71.25	90.41
Rabi	32.26	38.02	35.46	127.80	149.61	132.04
(B) Pulses	59.06	63.36	64.81	37.58	44.95	48.88
Kharif	42.75	38.39	39.95	18.68	17.76	20.01
Rabi	16.31	24.97	24.86	18.90	27.19	28.87
(A+B) Food Grains	149.98	161.32	161.19	231.60	265.81	271.33
Kharif	101.41	98.33	100.87	84.90	89.01	110.42
Rabi	48.57	62.99	60.32	146.70	176.80	160.91
(C) Oil Seeds	48.13	57.98	52.65	76.64	72.74	87.15
Kharif	19.88	23.17	24.49	28.43	25.20	37.94
Rabi	28.25	34.81	28.16	48.21	47.54	49.21
(D) Sugar cane	0.05	0.04	0.05	4.48	3.26	2.84
(E) Cotton (Lint) *	6.29	7.60	8.08	20.43	27.88	28.33

* Production in lakh bales (each bale of 170 kg.)

As per preliminary forecast for the year 2020-21, the total food grain production in the State is expected to be 271.33 lakh tonnes which is an increase of 2.08 per cent as compared to production of 265.81 lakh tonnes for the previous year.

The kharif food grain production in the year 2020-21 is expected to be at the level of 110.42 lakh tonnes as against 89.01 lakh tonnes during the previous year showing an increase of 24.05 per cent. The rabi food grain production in the year 2020-21 is expected to be 160.91 lakh tonnes as against 176.80 lakh tonnes during the year 2019-20, showing a decrease of 8.99 per cent.

Production of kharif cereals during the year 2020-21 is expected to be 90.41 lakh tonnes as compared to 71.25 lakh tonnes during the previous year representing a growth of 26.89 per cent. Production of rabi cereals in the year 2020-21 is expected to be 132.04 lakh tonnes against 149.61 lakh tonnes during the year 2019-20 showing a decrease of 11.74 per cent.

The production of kharif pulses is estimated to be 20.01 lakh tonnes in the year 2020-21 against 17.76 lakh tonnes in the year 2019-20, showing an increase of 12.61 per cent. Production of rabi pulses in the year

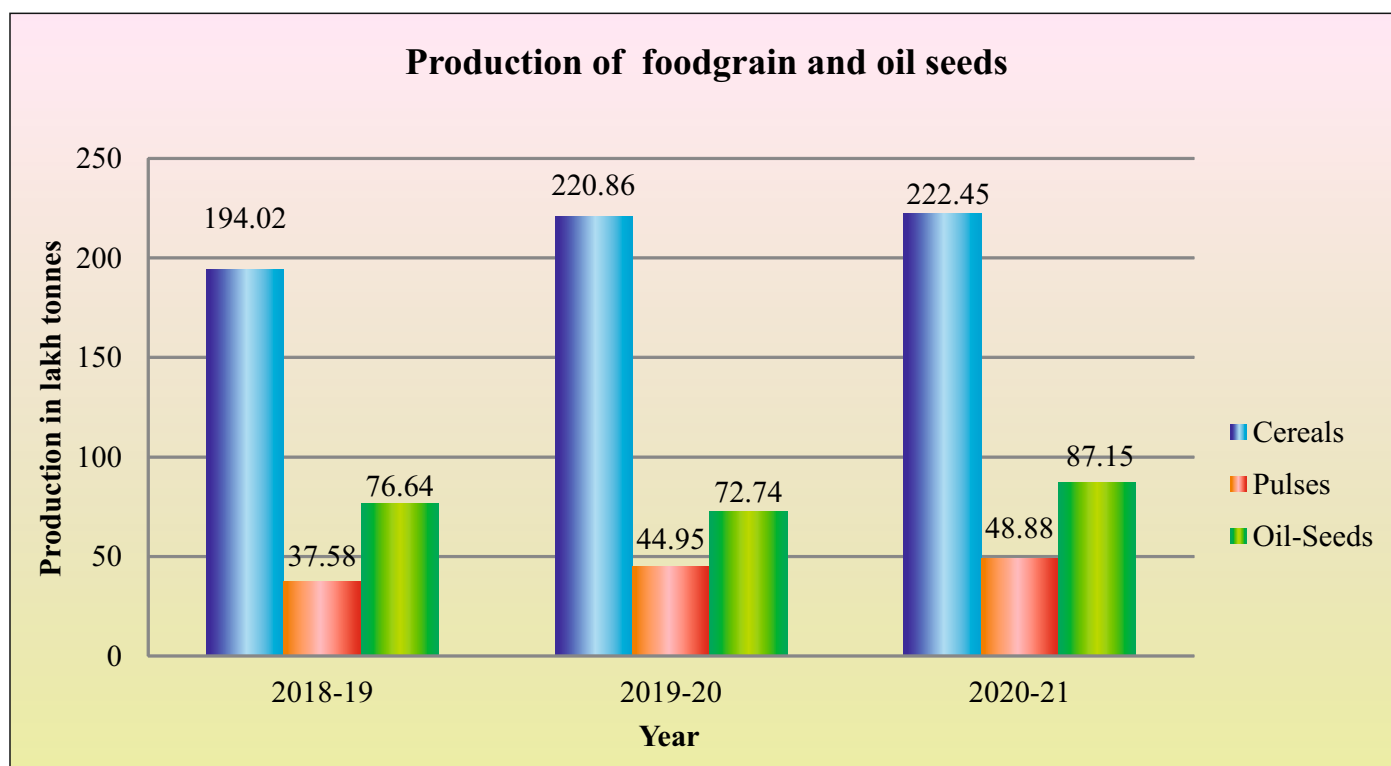
2020-21 is expected to be 28.87 lakh tonnes against 27.19 lakh tonnes during the year 2019-20 showing an increase of 6.18 per cent.

Oilseeds include Groundnut, Sesamum, Soyabean and Castor seed in kharif season and Rape & Mustard, Taramira and Linseed in rabi season. The production of oilseeds in the year 2020-21 is estimated at 87.15 lakh tonnes against 72.74 lakh tonnes in the year 2019-20, showing an increase of 19.81 per cent.

The production of kharif oilseeds is estimated to be 37.94 lakh tonnes in the year 2020-21 as against 25.20 lakh tonnes in the year 2019-20, showing an increase of 50.56 per cent. The production of rabi oilseeds is likely to be 49.21 lakh tonnes in the year 2020-21 as against 47.54 lakh tonnes during the year 2019-20, showing an increase of 3.51 per cent.

Production of Sugarcane is likely to be 2.84 lakh tonnes in the year 2020-21 as against 3.26 lakh tonnes in the year 2019-20, showing a decrease of 12.88 per cent. The production of Cotton is likely to be 28.33 lakh bales during the year 2020-21 as against 27.88 lakh bales in the year 2019-20, showing an increase of 1.61 per cent.

Figure : 2.4



The major schemes and programmes implemented by Agriculture Department are:

Mukhyamantri Beej Swavalamban Yojana: The main objective of the scheme is to promote the production of quality seeds by the farmers in their own fields. Initially the scheme was started in the 3 agro-climatic zones viz.: Kota, Bhilwara and Udaipur. From 2018-19, the scheme is being implemented in all 10 agro-climatic zones of the state. Seed production of 10 years old varieties of Wheat, Barley, Gram, Jowar, Soybean, Moong, Moth, Groundnut, and Urad varieties are being taken under the scheme.

Eradication of pest and diseases in non-endemic areas: It is very important to protect crops from infestation of insects, pests and diseases to keep causal organisms, insects/pests population below Economic Threshold Level (ETL) for economic production. Therefore, provision has been kept for eradication of locust and other pests/diseases in Endemic/Non endemic areas by use of plant protection chemicals.

Training for women: One-day trainings for women are being organized at Gram Panchayat level where in the government provides an assistance of ₹3,000 per training for 30 women farmers. They are being trained in agricultural technology to disseminate the technology to fellow farmers.

Incentive to Girls in Agricultural Education: Girls are being encouraged to study agriculture formally. For this, Department of Agriculture is providing incentives at Senior Secondary, Graduation, Post-Graduation and Ph.D. levels. Assistances of ₹5,000 per girl per year for Senior Secondary (Agriculture); ₹12,000 per girl per year for B.Sc. (Ag), M.Sc. (Ag); and ₹15,000 per girl per year for Ph.D. are being provided by the state government.

Agriculture Demonstration: Crop demonstrations are being organised on farmers fields for communicating agriculture technology on the principle of “seeing is believing” to the farmers. Demonstration is a very useful tool for agricultural extension and transfer of new, improved, and

innovative technologies. Therefore, demonstrations of state specific crops, Gwar, Barley and Wheat in non-National Food Security Mission (NFSM) districts are being organised.

Seed Mini-kit: Seed mini-kits are given to farmers at token amounts for 0.1 hectare area to popularize the newly released varieties of different crops among the farmers.

Micronutrient Mini-kit: Micronutrient mini-kits are being provided to farmers at 90 per cent subsidy on the basis of Soil Health Cards to enhance use of micronutrients for increasing crop production.

Besides, activities such as operation of Adaptive Trial Centres and Award to cultivators for adoption of organic farming practices are also undertaken.

Zero Budget Natural Farming: In compliance of Budget Announcement 2019-20 made by Hon'ble Chief Minister, a pilot project on Zero Budget Natural Farming is being implemented in Tonk, Banswara and Sirohi districts of the state. For the year 2020-21 the programme is proposed in 15 districts on Andhra Pradesh pattern and submitted to the state government for approval. This will eventually make the farmers self-sustainable through the use of agri-inputs prepared by themselves in-farm and reduce the cost of cultivation; it would also allow them to grow chemical free agriculture produce.

Rajasthan Agricultural Competitiveness Project (RACP): With the objective to increase production and productivity, farmer's income, promote climate resilient agriculture, reduce water use in agriculture, and involve farmers in processing and value addition, RACP is being implemented in 17 clusters of 17 districts of the state with credit from World Bank.

Besides, establishment/operating expenses of field staff/labs/kisan aayog/capital works, kisan seva kendra cum village knowledge centre, Information and Media support, computerization and State matching share towards central sponsored schemes have also been included in the state plan during the year 2020-21.

National Food Security Mission (NFSM)

- National Food Security Mission on Wheat and

Pulses was launched in Rajasthan in the year 2007-08 as a centrally sponsored scheme of the Central Government. The funding pattern ratio of GoI and GoR is 60:40.

- The major interventions of NFSM-Wheat and Pulses relates to distribution of certified seeds, demonstration on improved production technology, support to farmers by providing bio-fertilizers, micronutrients and gypsum, Integrated Pest Management (IPM), agricultural implements, sprinklers, pump sets, pipe line for carrying irrigation water and cropping system based training.
- NFSM-Wheat is being implemented in 14 districts of the State viz. Banswara, Bhilwara, Bikaner, Jaipur, Jhunjhunu, Jodhpur, Karauli, Nagaur, Pali, Pratapgarh, Sawai-Madhopur, Sikar, Tonk and Udaipur.
- NFSM-Coarse Cereal Maize is being implemented in 5 Districts of the State viz. Banswara, Bhilwara, Chittorgarh, Dungarpur, and Udaipur. NFSM-Coarse Cereal Barley is being implemented in 7 Districts of the State viz Ajmer, Bhilwara, Hanumangarh, Jaipur, Nagaur, Sri-Ganganagar, and Sikar.
- NFSM-Nutri-Cereals mission was launched in Rajasthan in 2018-19 as a Centrally Sponsored Scheme. The Major interventions in NFSM-Nutri-Cereals relates to distribution of certified seeds, production of certified seed, demonstration on improved production technology, support to bio-fertilizer, micronutrients, integrated Pest Management (IPM) and cropping system based training for farmers. The districts are divided crop-wise under this mission. The 10 districts for Jowar are Ajmer, Alwar, Bharatpur, Bhilwara, Chittorgarh, Jaipur, Jodhpur, Nagaur, Pali and Tonk. The 21 districts for Bajra are Ajmer, Alwar, Barmer, Bharatpur, Bikaner, Churu, Dausa, Dholpur, Hanumangarh, Jaipur, Jaisalmer, Jalore, Jhunjhunu, Jodhpur, Karauli, Nagaur, Pali, Sawai Madhopur, Sikar, Sirohi and Tonk.
- NFSM-Commercial Crops: The programmes on front line demonstration and plant protection chemicals for cotton crop are taken under NFSM-commercial crops.

- NFSM Oil seed & TBOs: Main Components of this mission are production of foundation seed and certified seed, distribution of certified seed, crop demonstration, Integrated Pest Management (IPM), plant protection chemicals, distribution of PP equipment, bio-fertilizer, Gypsum, pipes for carrying water, farmers trainings, agriculture implements, wire fencing in flexi fund, distribution of seed mini-kits and infrastructure development etc. Funding pattern between GoI and GoR is 60:40.

During the year 2020-21, an expenditure of ₹197.22 crore has been incurred against the provision of ₹352.45 crore till December, 2020.

National Mission on Agriculture Extension and Technology (NMAET)

The aim of the Mission is to restructure and strengthen agriculture extension to enable delivery of appropriate technology and improved agronomic practices to the farmers. Funding responsibilities are divided between GoI and GoR in the ratio of 60:40. National Mission on Agriculture Extension and Technology (NMAET) consists of 4 sub-missions:

- Sub Mission on Agriculture Extension (SMAE)
- Sub-Mission on Seed and Planting Material (SMSP)
- Sub Mission on Agriculture Mechanization (SMAM)
- National e-Governance Plan in Agriculture (NeGP-A)

During the year 2020-21, an expenditure of ₹65.34 crore has been incurred against the provision of ₹96.52 crore till December, 2020.

National Mission for Sustainable Agriculture (NMSA)

NMSA is one of the restructured schemes subsuming National Mission on Micro Irrigation, National Project on Organic Farming, National Project on Management of Soil health and Fertility and Rain fed Area Development Programme to focus on Climate change adaptation. Funding pattern with respect to GoI and GoR is 60:40. National Mission for

Sustainable Agriculture (NMSA) consists of 4 sub missions:

- **Rain-fed Area Development (RAD):** Different types of area-specific Integrated Farming Systems (IFS) have been envisaged in different agro-climatic zones of the State i.e. Livestock based, horticulture based and agro-forestry (Tree) based farming systems. Assistance is being provided for various IFS activities and allied activities. The farming systems are being taken up along with other activities like establishment of vermi compost units.
 - **Soil Health Card Scheme (“Swasth Dhara Khet Hara”):** The scheme envisages promoting the soil testing services, issue of soil health cards and development of judicious nutrient management practices for different crops. 6,940 villages covering all districts of the state have been selected for conducting nutrient demonstration and farmers training on soil health card recommendations to create awareness among farmers.
 - **Paramparagat Krishi Vikas Yojana (PKVY):** Organic agriculture is production of agricultural products free from chemicals and pesticide residues, by adopting eco-friendly low cost technologies. Under PKVY, organic farming is promoted through adoption of organic village by cluster approach and Participatory Guarantee Systems (PGS) certification. Participatory Guarantee System under PGS-India programme is the key approach for quality assurance under the PKVY. The farmers have options to adopt any form of organic farming in compliance with PGS-India standards.
 - **Sub-Mission on Agro-forestry (SMAF):** Sub-Mission on Agro-Forestry was launched in 2017-18 with the objective to encourage and expanding tree plantation in agriculture, ensuring availability of quality planting material and popularizing various Agro-Forestry Practices models for different agro climatic zones, land use conditions, creating database and knowledge support in the area of agro-forestry.
- During the year 2020-21, under NMSA an

expenditure of ₹9.58 crore has been incurred against the provision of ₹90.05 crore till December, 2020.

Rashtriya Krishi Vikas Yojana (RKVY)/ National Agriculture Development Programme

Looking at the consistent decrease in investments in agriculture and allied sectors, the Central Government introduced RKVY during 2007-08 to draw up plans for agriculture sector more comprehensively, taking into account agro-climatic conditions, natural resource issues and technology. In this scheme project based assistance is provided to prepare Integrated District Agriculture plan in the field of Agriculture, Animal Husbandry, Fisheries, Poultry, Horticulture Dairy and State Agriculture Universities etc. considering the agro-climatic conditions and natural resources of the State. The funding pattern with respect to GoI and GoR is 60:40. During the year 2020-21, an expenditure of ₹133.31 crore has been incurred against the provision of ₹319.50 crore till December, 2020.

Pradhan Mantri Krishi Sinchai Yojana (PMKSY)

Horticulture department is the Nodal department and different activities are being implemented by Agriculture and Horticulture department. The funding pattern 60:40 (GoI: GoR). During the year 2020-21, an expenditure of ₹28.01 crore has been incurred against the provision of ₹185.00 crore till December, 2020.

Pradhan Mantri Fasal Bima Yojana (PMFBY)

Pradhan Mantri Fasal Bima Yojana (PMFBY) was launched from Kharif 2016-17. The scheme covers food grain crops (cereals, millets and pulses), oilseeds and annual commercial/annual horticultural crops. The farmer premium for Kharif crops, Rabi crops and annual commercial/annual horticulture crops is 2 per cent, 1.5 per cent and 5 per cent respectively. According to the revamped guidelines of PMFBY issued by the Government of India from Kharif 2020, the maximum premium subsidy to be borne by the GoI would be 25 per cent for irrigated area and 30 per cent for non-irrigated area. For payment of premium, subsidy and incentive to primary workers for conducting crop cutting experiments, a state funded scheme is in operation.

Efforts by State Government to control of Locust outbreak

Work plan was prepared to manage locust outbreak at state and district level and for this separate survey and control teams were constituted. 120 survey vehicles were used by state agriculture department and 45 control vehicles were made available to Locust Warning Organisation (LWO). Tractor mounted sprayer, water tanker with tractor, fire brigade and plant protection chemicals as per need were used. In the locust affected districts, 411 free of cost tractor mounted sprayer were made available by Rajasthan Agriculture Competitiveness Project (RACP) and 620 by Sub-Mission on Agricultural Mechanisation. For monitoring of hopper, Rajkisan Locust Mobile App was developed by the department of agriculture. Locust Warning Organisation (LWO), Government of

India provided 2 helicopters and 15 drones to control locust in the unreachable areas of the state and 104 vehicle mounted sprayers also used. LWO used 2,28,717 litre malathion 96 per cent Ultra Low Volume (ULV) in 2,61,595 hectare area with the help of 190 manpower to control locust.

State Agriculture department provided 94,565 litre plant protection chemical to 70,156 farmers for protection in 2,59,806 hectare. Along with this 498 fire brigades, 20,044 tractor mounted sprayers and 3,950 survey vehicles were used to control locust. 5,240 trainings were organised to train the 1,18,717 stakeholders for the purpose of surveillance, control and awareness.

During the year 2020-21, the physical progress of important components of Agriculture Department is shown in table 2.3

Table 2.3 Physical Progress of Important Components during the year 2020-21

Name of Component	Unit	Target	Achievement*
Pipe Line	Km	5603	2046
Farm Pond	No	12500	3107
Agriculture Implements	No	3149	2755
Plant Protection Equipment	No	18534	4179
Gypsum Distribution	MT	106805	35555
Crop Demonstration	No	161272	114595
Crop Mini kit Distribution	No	456375	434490
Integrated Pest Management Demonstration	No	300	222
Farmer's Training (1and 2 days)	No	9483	1632
Soil Health Farmer's Training	No	6940	764
Soil Health Dmonsration	No	6940	5710
Barbed Wire Fencing	Mtr	647869	193000

*Upto December, 2020

Productivity

Agriculture Department is striving hard to increase productivity in major crops. The sincere efforts by the State Government and the financial assistance from

the Central Government enabled the state to attain new heights in agriculture productivity. Table 2.4 shows the comparative position of productivity of agricultural crops.

Table 2.4 Productivity (kg\ha) of Agricultural crops

Crops	1997-98 to 2001-02	2002-03 to 2006-07	2007-08 to 2011-12	2017-18	2018-19	2019-20 Final
	(Average)	(Average)	(Average)			
Cereals	1189	1294	1617	2013	2134	2255
Pulses	472	407	481	620	636	709
Food grains	991	1058	1291	1470	1544	1648
Oilseeds	866	1086	1144	1473	1593	1254
Sugarcane	46184	51707	61432	70365	83448	73054
Cotton (Lint)	337	286	428	551	552	626
Gwar seed	221	277	409	369	334	452

Table 2.4 shows that productivity of cereals, pulses and oilseeds have increased by 89.66 per cent, 50.21 per cent and 44.80 per cent respectively in the year 2019-20 in comparison to the average productivity of 1997-98 to 2001-02. Productivity of cotton has increased by 85.76 per cent from 337 kg per hectare (average productivity of 1997-98 to 2001-02) to 626 kg per hectare in the year 2019-20.

HORTICULTURE

Rajasthan has large scope for development of horticulture. It provides additional employment opportunities to the rural people while diversifying the rural economy towards agro processing and other ancillary activities. For the year 2020-21, a budget of ₹515.27 crore is proposed under state plan (including central share), against which a sum of ₹172.08 crore has been utilized upto December, 2020. Under state plan schemes, fruit orchards were established in 18 hectare, plant protection measures were taken in 557 hectare and 2,361 demonstrations of vegetables have been laid out.

The following schemes are also being implemented to promote horticulture activities in the State:

National Horticulture Mission (NHM)

To increase the area, production and productivity of different horticulture crops like fruits, spices and flowers, this scheme is being implemented in selected 24 districts namely Jaipur, Ajmer, Alwar, Chittorgarh, Kota, Baran, Jhalawar, Jodhpur, Pali, Jalore, Barmer, Nagaur, Banswara, Tonk, Karauli, Sawai Madhopur, Udaipur, Dungarpur, Bhilwara, Bundi, Jhunjhunu,

Sirohi, Jaisalmer and Sri-Ganganagar. Under this scheme, a provision of ₹90.00 crore (₹54.00 crore as central share and ₹36.00 crore as state share) was made during 2020-21 against which an expenditure of ₹34.88 crore (₹20.93 crore as central share and ₹13.95 crore as state share) has been incurred upto December, 2020. Orchards of fruits have been established in 1,657 hectares during this period. During the year 2020-21, 2.58 lakh square meters area have been covered under green houses, 0.30 lakh square meters area has been covered under shade net, 3.16 lakh square meters area has been covered under plastic tunnels, 1,186 hectare area covered under plastic mulching, 133 vermi-compost units have been established, 776 low cost onion storage structures constructed, 36 pack houses have been established and 54 water harvesting structure have been built upto December, 2020.

Pradhan Mantri Krishi Sinchai Yojana-Micro Irrigation (PMKSY-MI)

Water is a limited and valuable resource in the State. In view of it, drip and sprinkler techniques of micro irrigation are the most efficient water management practices to enhance crop yields and quality along with water saving. The ratio of central share and state share for all categories of the farmers is 60:40. To increase the adoptability of the system, during 2020-21 Government of India is providing subsidy to different categories of the farmers, Government of Rajasthan is also providing additional subsidy.

For the year 2020-21 a provision of ₹91.67 crore (₹55.00 crore as central share and ₹36.67 crore as

state share) was made. As additional subsidy on drip and sprinkler irrigation, an amount of ₹15.77 crore was allotted from state plan. During the year 2020-21, an expenditure of ₹77.43 crore (₹46.41 crore as central share and ₹31.02 crore as state share) and an additional subsidy of ₹13.72 crore have been incurred upto December, 2020. Under drip and mini sprinkler and sprinkler irrigation an area of 13,755 hectare and 28,526 hectare have been covered respectively upto December, 2020.

Solar Power Based Pump Project (Prime Minister 'KUSUM' Yojana Component 'B')

From the year 2019-20, this scheme is being implemented by the Ministry of New and Renewable Energy, Government of India under PM 'KUSUM' (Prime Minister Kisan Urja Suraksha and Utthan Mahabhiyan) Component-B Stand Alone Solar Energy Pump Plant. In which there is a provision for setting up of solar pumps ranging from 3 HP to 10 HP capacity, with the maximum subsidy payable up to 7.5 HP capacity. A total of 40,224 solar pump plants have been installed in the state from the year 2010-11 to 2018-19, which are producing about 161 megawatt of power and irrigating an area of about 1,00,000 hectare.

Under this scheme, total 60 per cent subsidy (central share 30 per cent, state share 30 per cent) is payable. In the year 2020-21, 5,011 solar plants have been installed upto December, 2020 against the physical targets of 25,000 solar plants by spending ₹25.53 crore against the total provision of ₹267.00 crore from the state head.

Rashtriya Krishi Vikas Yojana (RKVY)

Under this scheme, the State level sanctioning committee sanctioned a horticulture development project worth ₹97.40 crore during the year 2020-21. Under this scheme, for date palm cultivation, horticulture development programme in non-NHM districts, vegetable cluster in urban areas, establishment of center of excellences at Jhalawar, Dholpur, Tonk, Bundi, Chittorgarh, Sawai-Madhopur and Udaipur strengthening of center of excellence of pomegranate in Bassi (Jaipur) and Nanta (Kota), promotion of protected cultivation, and for skill up-gradation in citrus production, an expenditure of ₹14.69 crore has been incurred upto December, 2020.

Table 2.5 shows the details of area, production and productivity of fruits, vegetable and spices:

Table 2.5 Area, Production and Productivity of Fruits, Vegetable and Spices

Year	Fruit			Vegetable			Spices		
	Area in Hectare	Production in mt	Productivity in kg per hectare	Area in Hectare	Production in mt	Productivity in kg per hectare	Area in Hectare	Production in mt	Productivity in kg per hectare
2002-03 to 2006-07 (Average)	24503	297563	12144	115388	606632	5257	453719	416021	917
2007-08 to 2011-12 (Average)	31936	473238	14818	145183	890147	6131	668692	653742	978
2012-13 to 2016-17 (Average)	41726	712658	16987	160320	1450711	8870	891384	916568	1006
2017-18	54207	736350	13584	166234	1699584	10224	902650	1392301	1542
2018-19	57933	956430	16509	166175	1663007	10008	916848	1096838	1196
2019-20	62328	997948	16011	178961	1885210	10534	1013343	1097801	1083

AGRICULTURAL MARKETING

In order to provide better marketing facilities and adequate returns on farmers produce, the Directorate of Agricultural Marketing is functioning in the State to implement 'Mandi Regulation and Management' effectively.

"Rajeev Gandhi Krishak Sathi Sahayata Yojana" provides financial assistance for agriculture marketing to agriculturist, agricultural labourer and hamals. Under this scheme, financial assistance ₹19.94 crore have been disbursed to 1,345 farmers during the year 2020-21, upto December, 2020. "Kisan Kaleva Yojana" has been introduced for farmers to provide them quality food at subsidized rates in 'Super', 'A' and 'B' class Krishi Upaj Mandi Samities of the State (except in fruit and vegetable mandi yards). During the year 2020-21, subsidized food has been made available to 18.28 lakh farmers and labourers in the market yards at subsidized rate with an expenditure of ₹4.67 crore upto December, 2020.

"Mahatma Jyotiba Phule Mandi Sharmik Kalyan Yojana 2015" has been launched in the State. Important features of the scheme are as follows:

- **Pregnancy Assistance:** Pregnancy assistance of amount equivalent to 45 days non skilled labour rate is being provided to licence holder lady labourer for two pregnancy period. Further amount equivalent to 15 days non skilled labour rate are also being provided to the father of newly born child. During the year 2020-21, ₹1.87 lakh have been disbursed to 46 lady labourer upto December, 2020.
- **Marriage Assistance:** Licensed lady labourer will be entitled for a sum of ₹50,000 for marriage. This assistance is limited for marriage of upto 2 daughters only. During the year 2020-21, the assistance of ₹126.80 lakh have been disbursed to 250 licensed lady labourers upto December, 2020.
- **Scholarship/Merit Award for students:** The son/daughter of licensed labourer who obtaining 60 per cent or above marks is entitled for scholarship under this scheme. During the year 2020-21, ₹3.62 lakh have been disbursed to 106 girls/boys upto December, 2020.
- **Medical Assistance:** Financial assistance of ₹20,000 will be given to licensed labourer in case of serious disease (Cancer, Heart attack, Liver,

Kidney etc.) if he might have been admitted for treatment in government hospital or any hospital authorized by government. During the year 2020-21, ₹20,000 has been disbursed to 1 mandi labourer in this scheme upto December, 2020.

- **Parental Leave:** Parental leave of amount equivalent to 15 days non skilled labour rate is being provided to licence holder men labourer for two pregnancy period. Amount equivalent to 15 days non skilled labour rate being provided to the father of newly born child. During the year 2020-21, ₹0.88 lakh have been disbursed to 29 men labourer in this scheme upto December, 2020.

During the year 2020-21, ₹133.37 lakh have been disbursed to 432 mandi labourer in this scheme upto December, 2020.

Agriculture Marketing Board

A comprehensive policy "Rajasthan Agro-processing, Agri-business & Agri-exports Promotion Policy, 2019" has been launched on 17th December, 2019 in the State.

Salient features of the Policy

- Cluster based approach to minimize the post-harvest losses.
- Increase participation of farmers and their organizations.
- Raising farmer's income by involving them in value addition and supply chain directly.
- Promote value addition and export of crops with production advantage like cuminseed, coriander, gwar, isabgol, pulses, oilseeds, henna, kinnu, senna, pomegranate and fresh vegetables etc.
- Employment generation - Skill Development through food processing training courses.

Financial support envisaged

- Capital subsidy on for establishing agro-processing and infrastructure development 50 per cent of project cost subject to a maximum of ₹100 lakh to farmers & their organization and 25 per cent of project cost subject to a maximum of ₹50 lakh for all other eligible entrepreneurs.
- Additional top up capital investment subsidy for the projects sanctioned under Government of India (GoI) schemes in mega food parks, agro processing cluster and primary processing centers/collection centers for fruits and vegetables

unit in rural areas 10 per cent of project cost subject to a maximum of ₹50 lakh for all other entrepreneurs.

- Interest subsidy of 5 per cent on term loan to all eligible project for reducing operating cost.
- 1 per cent additional subsidy to farmers and their organizations, units in TSP or backward districts, units with 100 per cent ownership of SC/ST or women entrepreneurs and young entrepreneurs with age below 35 years.
- Maximum limit of interest subsidy ₹100 lakh for farmers and their organizations and for infrastructural projects and ₹50 lakh for other type of project.
- Freight subsidy of ₹15 lakh per annum for transport of fruits, vegetables and flowers in distant markets of other states beyond 300 km for a period of three years and export of agricultural products.
- Freight Subsidy of ₹10 to 15 lakh per annum for exports of food, vegetables, flowers, spices processed agri product and other unprocessed product for a maximum period of three years.
- To support quality produce and to tap export markets, higher transport subsidy of ₹20 lakh per annum for a longer period of 5 years have been provisioned for organic produce.
- Electricity tariff subsidy at the rate of ₹1.0 per KWH with a maximum ceiling of ₹2.00 lakh per annum for a period of 5 years or 30 per cent subsidy on cost of solar power plant within a ceiling of ₹10 lakh is allowed.

Constitution of Krishak Kalyan Kosh

Major initiative for farmers has been taken on the line of Ease of doing business. For Easing of Doing Farming 'Krishak Kalyan Kosh' has been constituted on 16th December, 2019 with a corpus of ₹1,000 crore. A total loan of ₹2,000 crore have been borrowed from banks for this fund. The fund will be used for fair prices of agriculture produce and to promote any other activities connected with the farmers welfare with the prior approval of the government.

During the year 2020-21, an expenditure of ₹213.57 crore has been incurred on construction work of mandi yards, sub yards and roads etc. 37.58 Km roads have been constructed in krishi upaj mandi samities, upto December, 2020.

Prime Minister Formalisation of Micro Food Processing Enterprises (PM-FME)

The PM-FME scheme has been launched by the Ministry of Food Processing Industry, Government of India to upgrade the unorganized food processing sector in the country. The Rajasthan State Agricultural Marketing Board is designated as the nodal agency to implement the scheme in the State.

The major objectives of the schemes are as under-

- Increased access to credit by existing micro processing entrepreneurs, FPO's, self help groups and co-operatives.
- Integration with organized supply chain by strengthening branding and marketing.
- Support for transition of existing 2 lakh enterprises into formal framework.
- Increased access to common processing facility, laboratories and storage, packaging, marketing and incubation services.
- Strengthening of institutions, research and training in food processing sector.
- Increased access for the enterprises, to professional and technical support.

WATER RESOURCES

Water Resources Department of Rajasthan has made significant contribution to the state economy by utilizing, managing state's meagre water resources in the form of major, medium and minor irrigation projects. With consistent efforts of the department, irrigation facilities have been provided in a total area of 42.91 lakh hectare by constructing major, medium and small irrigation projects. During financial year 2020-21, additional irrigation potential of 9,504 hectare has been created upto December, 2020.

Besides, water management irrigated, construction works of important irrigation schemes were executed. Looking at the importance of irrigation projects, a provision of ₹3,192.89 crore has been made in the financial year 2020-21 (in addition to Indira Gandhi Canal Project) for construction of various irrigation projects, water efficiency improvement and new schemes to be implemented on micro irrigation system. An expenditure of ₹1160.02 crore has been incurred upto December, 2020 which includes expenditure of ₹446.00 crore for parwan project, ₹41.42 crore for Dholpur lift irrigation and ₹22.86

crore for Narmada Canal Project against budget provision of ₹866.00 crore, ₹325.00 crore and ₹166.81 crore respectively.

During the year 2020-21, 7 major projects [Narmada Canal Project, Parwan, Dholpur lift, RWSRPD (Rajasthan Water Sector Restructuring Project in Desert area) for desert area, Navnera Barrage (ERCP), and Upper high level canal, Piplakhunt], 6 Medium projects (Garadada, Takli, Gagrini, Lhasi, Rajgarh and Hatiyadeh) and 46 minor irrigation schemes are under progress.

A multipurpose irrigation project "Parwan" is under execution at district Jhalawar on Parwan river. Revised administrative and financial sanction amounting of ₹7,355.23 crore has been made for the project. Along with drinking water to 1,821 villages, this project will provide irrigation facility in 2,01,400 hectare CCA in 637 villages of Jhalawar, Baran and Kota district. Project will also provide 79 million cubic meters of water to the Thermal Power Project, which will produce electricity with a capacity of 2,970 Megawatt. In this project an expenditure of ₹446.00 crore has been incurred up to December, 2020 in financial year 2020-21. The project is proposed to be completed in the year 2023.

Narmada Canal Project: First major irrigation project in India in which sprinkler irrigation system has been made mandatory in entire command area of 2.46 hectare of Jalore and Barmer districts. Revised cost of this project is ₹3,124.00 crore. Under this project, 2.46 lakh hectares of irrigation potential has been created till December, 2020. An expenditure of ₹22.86 crore has been incurred upto December, 2020 and total ₹3,087.40 crore has been incurred till now.

Navnera Barrage (ERCP): This project will be an integral part of ERCP. The cost of barrage project is ₹1595.06 crore, work is under progress. In this project an expenditure of ₹100.34 crore has been incurred upto December, 2020 in financial year 2020-21 and total ₹167.68 crore has been incurred till now. This project expected to be completed by 2023.

Rajasthan Water Sector Livelihood Improvement Project (RWSLIP)

Rajasthan Water Sector Livelihood Improvement

Project (RWSLIP) has been sanctioned for getting loan assistance from Japan International Cooperation Agency (JICA) for rehabilitation and renovation of 137 Irrigation Project in 27 districts. Total 4.70 lakh hectare culturable command area will be benefitted due to increase in water efficiency by this project. The duration of the project will be 8 years. The estimated cost of the project is ₹2,348.87 crore (35,468 Million Yen).

The proposed 137 irrigation project includes Bhakra Canal System, Gurgaon Canal System, medium & minor irrigation project of 27 district (Ajmer, Alwar, Sikar, Jhunjhunu, Karauli, Tonk, Sawai Madhopur, Dholpur, Bharatpur, Baran, Jhalawar, Bundi, Kota, Udaipur, Pratapgarh, Chittorgarh, Banswara, Dungarpur, Bhilwara, Rajsamand, Pali, Jalore, Sirohi, Dausa, Jaipur, Hanumangarh and Sri Ganganagar). 2.62 lakh hectare irrigated area of 65 minor and medium irrigation projects of 21 districts of the state (Ajmer, Alwar, Sikar, Karauli, Tonk, Sawai Madhopur, Dholpur, Bharatpur, Baran, Jhalawar, Bundi, Kota, Udaipur, Pratapgarh, Chittorgarh, Dungarpur, Bhilwara, Pali, Hanumangarh and Sri-Ganganagar) is being renovated under tranche-1.

Out of 65 sub-projects rehabilitation work of 43,000 hectare of 7 sub-projects amounting to ₹101.20 crore have been completed. Rehabilitation work of sub projects amounting to ₹442.82 crore is under progress, out of which work order of worth ₹120.67 crore has been issued for 21 sub projects. During the financial year 2020-21, an expenditure of ₹63.44 crore has been incurred upto December, 2020 and total expenditure of ₹383.82 crore has been incurred on this project till now.

Rajasthan Water Sector Restructuring Project in Desert Area (RWSRPD)

The project for rehabilitation & restructuring of existing IGNP stage-I system has been framed to be financed by New Development Bank. It will provide benefits to Sriganganagar, Hanumangarh, Churu, Nagaur, Bikaner, Jodhpur, Sikar, Jhunjhunu, Jaisalmer and Barmer districts. The total cost of this project is ₹3,291.63 crore and duration is 5 years. Its main features are: -

- Re-lining of Indira Gandhi Feeder RD 496 to 671 (53 KM) and Indira Gandhi Main Canal RD 0 to 200 (61 Km.), total re-habilitation work in 114 Km length.

- Re-habilitation of distribution system of IGMN in stage I (1,705 Km).
- The problem of SEM will be overcome in 22,851 hectare water logged area.
- Capacity building of Water Users Association (WUA), Command Area Development activities including micro-irrigation, agricultural diversification etc.

Relining work of Indira Gandhi feeder and Main Canal was proposed in 43.43 Km in the year 2020, which was postponed due to COVID-19 Pandemic. Under the project, 777 Km length distributaries have been completed by October, 2020 and renovation work of 928 Km length of Indira Gandhi Canal Stage-I distributaries will be done. In the next 3 years, the rehabilitation work of 49.83 Km and 66.85 Km of Indira Gandhi feeder and main canal will be executed during the year 2021 and 2022 respectively. The budget of ₹314.44 crore has been allocated for this project in the financial year 2020-21 against which an amount of ₹145.12 crore has been incurred by the month of December, 2020. Total expenditure ₹727.19 crore has been incurred on this project.

National Hydrology Project

This project is funded by the Ministry of Water Resources, River Development and Ganga Conservation Department, Government of India (World Bank Project). The total project cost is ₹128 crore (100 per cent grant from the Government of India) and the duration is 8 years (2016-17 to 2023-24). 147 automated rain meters and 112 automatic river / dam gauge plants have been installed across the state. After obtaining the continuous and accurate data from satellite with the help of these devices, the online data will be available to the public. Water management is improving with the help of this online information.

The first SCADA system has been installed on the Bisalpur dam in the state for transparent water management in the dams and canal system. In the same order, the work order has been issued for setting up a SCADA system for transparent water management on Gudha Dam (Bundi), Jawai Dam (Pali), Narmada Canal Project, Sanchole (Jalore), Gang Canal and Bhankhada Canal, Hanumangarh Canals.

Under the National Hydrology Project, an expenditure of ₹289.00 lakh has been incurred during

the financial year 2020-21 upto December, 2020. Upto date expenditure is ₹893.00 lakh.

Relining of Indira Gandhi Feeder (Punjab Portion) & Sirhind Feeder

An MoU has been signed with the Government of India and the Government of Punjab on 23rd January, 2019 for relining of Indira Gandhi Feeder (Punjab Part) and Sirhind Feeder. The total cost of the project is ₹1,976.00 crore. The work was started by the Punjab government and took a closure of 16.67 km of the Sirhind feeder from November to December, 2019. The work has been completed. About 10 km of Sirhind Feeder and about 30 km of Indira Gandhi feeder length relining work was proposed in the proposed closure in March-April-June 2020, but the work could not be executed due to the COVID-19 pandemic.

Punjab has proposed a work plan for 39 Km length in Sirhind Feeder and 54 Km length in Indira Gandhi Feeder during the closure in 2020-21. ₹118.83 crore has been paid to Punjab against the state share cost till December, 2020.

Dam Rehabilitation & Improvement Project (DRIP)

The Honorable Chief Minister, it has been announced to start a plan of ₹965 crore for renovation, modernization and security management of main dams in the state budget 2020-21. The first phase of the scheme tenders of ₹151.00 crore have invited for 7 dams (Bisalpur Dam, Chhapi Dam (Jhalawar), Jawai Dam, Sukli Selwada Dam (Sirohi), Mahi Dam, Gambhiri Dam (Chittorgarh) and Matrakundi Dam (Bhilwara). DPR of 6 dams (Rana Pratap Sagar, Jawahar Sagar, Kota Barrage, Raipur Luni Dam (Pali), Chhapparwada Dam (Jaipur) and Panchana Dam (Karauli) has been sent to the Central Water Commission for approval. Out of which DPR of 4 dams (Rana Pratap Sagar, Jawahar Sagar, Kota Barrage and Panchana Dam) has been approved by the World Bank. Rajasthan has ranked first among the 18 states involved in DRIP project through time-bound efforts.

Efforts made under innovation and the award received

- The state has ranked second in the year 2020 against the 18th position in the year 2018 for National Hydrology Project.

- Rajasthan has been awarded in the category of Best State (Common State) under National Water Award 2019 by Ministry of Water Power, Government of India on 11th November, 2020.
- In the year 2020, the state has been awarded in two categories at the national level in the field of water management by the Central Board of Irrigation and Power (CBIP), Government of India.

COLONISATION

The main function of this department is agriculture land allotment in Indira Gandhi Canal Project. Since inception total 14.60 lakh hectare land has been allotted upto December, 2020. In the financial year 2020-21, revenue has been collected by colonization department of ₹25.74 crore against target of ₹66.60 crore upto December, 2020. Recovery is slow due to COVID-19 but it is expected the target will be achieved as the conditions are normal.

COMMAND AREA DEVELOPMENT

Under Command Area Development and Water Management (CADWM) Programme of Ministry of Jal Shakti, Government of India, works of construction of pucca water courses for land development works, have been taken up in Sidhmukh Nohar Irrigation Project, Amar Singh Sub Branch Project, Gang Canal Project Phase I and II, Bhakhra Canal Project Phase I, Bisalpur Project and Chambal Project. Government of India from 1st April, 2017 central assistance for these projects except Gang Canal-II project has been stopped by Government of India. The sanction for merging the balance 73,100 hectare culturable command area of Gang Canal Project in to Gang Canal Project II has been issued by Government of India on 31st December, 2019 with the revision of project cost from ₹146.74 crore to ₹353.40 crore. While, during the financial year 2020-21 construction of pucca water courses have been completed in 9,857 hectare at a cost of ₹41.30 crore under these projects upto December, 2020.

Under the work of revamping project of Chambal canal system with financial assistance from NABARD, during the financial year 2020-21, lining of canal system in 42 Km length has been achieved with an expenditure of ₹16.40 crore upto December, 2020.

Detailed Project Reports of 7 ongoing projects having balance Culturable Command Area (CCA) of 6,83,656 hectare amounting to ₹4,423.74 crore and DPRs of 8 new projects having CCA of 3,05,862 hectare amounting to ₹1,760.28 crore have been submitted to Government of India for sanction under new "Incentivization Scheme for Bridging Irrigation Gap" (ISBIG) of Pradhan Mantri Krishi Sinchayee Yojana (PMKSY).

INDIRA GANDHI NAHAR PROJECT (IGNP)

Indira Gandhi Nahar Project better known as the life line of Western Rajasthan is an example of courageous battle of man against odds of nature. The aim of this ambitious project is to irrigate the thirsty desert land of western Rajasthan with Himalayas water and provide drinking water to crore of inhabitants of this area. The project objective also include drought proofing, improvement of environment and forestation, employment generation, rehabilitation. As per decision taken by state government in year 2005, irrigation facility was to be provided in 16.17 lakh hectare (5.46 lakh hectare in stage-I and 10.71 lakh hectare in stage-II) Culturable Command Area (C.C.A.) by completing canal works. This target has been achieved after completing canal construction works.

Due to continuous use of canals in IGNP stage-II (Flow area), these canals have deteriorated, resulting in huge loss of water. Therefore 2 projects of Renovation and Modernization of canal system one each in Bikaner and Jaisalmer Zone of IGNP has been started this year under funding from NABARD. Cost of project under Bikaner zone i.e. "Renovation and Modernization of Dattor, Nachna, Awai, Sakariya, Main Canal- direct Minors" is ₹121.00 crore and cost of project under Jaisalmer zone "Renovation and Modernization of Shaheed Birbal Shakha" is ₹58.42 crore.

Under other constructions and maintenance works during 2020-21, 3.70 km construction of Ramgarh open minor has been completed against target of 5.14 Km and 1,782.62 thousand cubic meter earthwork has been done for desilting of canals to supply water upto tail end, upto December, 2020.

Indira Gandhi Nahar Board has been given the award in the month of August, 2020 in the leading State Water Board category in the Elets Water Innovation

Award organized in partnership with the Ministry of Water Power, Government of India.

For the year 2020-21, total budget of ₹325.42 crore has been allotted to department including additional allotment ₹75.00 crore for pressure irrigation works and ₹0.15 crore under other heads. Out of this ₹1.35 crore has been kept for Kanwarsain lift scheme and ₹324.07 crore has been allotted for operation, maintenance and other necessary works of canals of Stage-II including ₹15.25 crore under NABARD Rural Infrastructure Development Fund (RIDF) XXV for new renovation and modernization projects, upto December, 2020 total ₹149.21 crore has been spent.

GROUND WATER

Ground Water Department plays an important role in the development and management of ground water resources of the State. In Rajasthan, where drought conditions exist, ground water plays an important role in solving the water problem to a great extent. Due to rigorous and successful efforts, availability of fresh drinking water along with additional ground water resources for irrigation purpose has increased in desert and rocky districts of the State. The Ground Water Department mainly performs the following activities:

- Design of tube wells and piezometer for investigation, assessment and development of water resources under survey and research programme.
- Installation of tube wells and hand pumps for drinking and other purposes.
- Deepening of wells by rock drilling and blasting under various individual beneficiary schemes of the Government.

During the year 2020-21, 126 Tube wells and 185 Hand pump bore wells and 4 piezometers were installed and 194 old tube wells rejuvenated. Apart from these, under survey and research programme, 16,178 well surveys, collection of 12,982 water samples, chemical analysis of 7,335 water samples and 244 geophysical soundings were completed upto December, 2020.

To provide technical inputs for drought management by using seasonal yield data for forecasting crop production and providing information on ground water conditions, National Hydrology Project has

been approved by the World Bank and Central Government. The Water resource Department, Rajasthan is the nodal department and Ground Water Department is an associate department in this project.

Under this scheme, 150 piezometers well, 150 Telemetric Digital Water Level Recorder (T.D.W.L.R) provision has been made for installation. Out of which 76 TDWLR have been installed on piezometers upto December, 2020. Similarly, provision for purchase of equipment for chemical laboratories has been earmarked. The expenditure amount in this scheme is about ₹899.10 lakh funded by the central scheme.

Atal Bhu Jal Scheme

Atal Bhu Jal scheme is launched on 1st April, 2020 by Government of India with assistance of World Bank (50:50) in seven state of the country i. e. Haryana, Gujarat, Karnataka, Maharashtra, Rajasthan, Uttar Pradesh and Madhya Pradesh to prevent the falling ground water and better management of ground water. This plan is for five years 2020-21 to 2024-25. The estimated cost of the scheme is ₹6,000 crore, out of which ₹3,000 crore is the share of the World Bank and ₹3,000 crore is part of the Government of India, out of which the total budget amount for the state of Rajasthan for 5 years is ₹1,189.65 crore as grant.

Under this scheme, 1,144 gram panchayats of 38 panchayat samiti of 17 districts of Rajasthan states have been identified. A water security plan is proposed to be prepared for the identified 1,144 at gram panchayat level.

WATERSHED DEVELOPMENT

Rajasthan, with a geographical area of 342.87 lakh hectare, is the largest State in the country, having 10.40 per cent of the total area of the country. Out of this area, about 101 lakh hectare is waste land. Despite being the largest state in terms of area, only 1.16 per cent of total water resources is available in the state. Moreover, due to less rainy days, high intensity of rains and scattered rainy pattern & a large percentage of this rainfall goes waste resulting in continuous depletion of water table and cultivable land is converting into waste land.

To resolve these serious issues, the State Government has decided to launch Rajiv Gandhi Jal Sanchay Yojna (RGJSY) to ensure maximum rainwater

harvesting, water conservation and judicious use of available water sources in the State.

Rajiv Gandhi Jal Sanchay Yojana (RGJSY) is being implemented with effective convergence of various Central and State schemes, effective convergence of funds, assistance of corporate, religious trusts, social sects, NGOs and public contribution, and by providing state fund to execute water conservation and water harvesting activities.

The first phase of Rajiv Gandhi Jal Sanchay Yojna commenced on 20th August, 2019 in around 4,000 villages of all 295 blocks of all 33 districts of the State. The completion period of phase-I is two years. Around 1.88 lakh works at a cost of around ₹2,250 crore under phase-I proposed by line department. Around 23,146 works have been started so far and around 19,036 works have been completed upto December, 2020.

Under Pradhan Mantri Krishi Sinchai Yojana (Watershed Component) the funding pattern with respect to GoI: GoR is 60:40. A total amount of ₹4,161.87 crore has been received as central and state shares till December, 2020 which is 53.29 per cent of the sanctioned amount and an expenditure of ₹4,030.52 crore has been incurred and a total of 33.41 lakh hectares area has been treated.

STATE WAREHOUSING CORPORATION

The main activity of the Rajasthan State Warehousing Corporation (RSWC) is to build and operate godowns and warehouses in the State for scientific storage of agricultural produces, seeds, manures, fertilizers, agricultural implements and other notified commodities of the farmers, co-operative societies, traders, Government and other institutions. The authorized share capital of the Corporation is ₹800.00 lakh and paid-up share capital is ₹785.26 lakh.

The Corporation is operating 93 warehouses in 31 districts of the State with the total storage capacity of 16.20 lakh metric tonnes (which also includes 11.31 lakh metric tonnes of own constructions of the corporation). During the year 2020-21, its average utilization was 15.46 lakh metric tonnes which is 95.43 per cent of the total average utilization of storage capacity upto December, 2020. The Corporation is providing 70 per cent, 60 per cent and 10 per cent rebate for storage charges to SC/ST farmers, general farmers and co-operative societies respectively, which is the highest rebate as compared to all other State Warehousing Corporations and Central Warehousing Corporation. In the year 2020-21, the Corporation has constructed 1,800 metric tonnes storage capacity and capacity of 4.52 lakh metric tonnes is under construction till December, 2020. Achievements of RSWC are summarized in table 2.6.

Table 2.6 Achievement made by Rajasthan State Warehousing Corporation

S. N.	Items	Achievements				
		2016-17	2017-18	2018-19	2019-20	2020-21*
1.	Average Storage Capacity (Lakh MT)	11.03	11.93	14.84	14.69	16.20
2.	Average Utilization (Lakh MT)	9.17	10.47	15.36	14.63	15.46
3.	Percentage of Average Utilization	83.14 %	87.76 %	103.50 %	99.59 %	95.43 %
4.	Constructed Storage Capacity (MT)	43050	57500	21600	16350	1800
5.	No. of Warehouses	93	93	93	93	93
Total Income (₹lakh)		9111.10	12343.41	20536.58	23443.32	19693.38 (Tentative)

* Upto December, 2020

ANIMAL HUSBANDRY

In Rajasthan, animal husbandry is not merely a subsidiary to agriculture but it is a major economic activity, especially in arid and semi-arid areas, thus providing the much needed insurance against frequently occurring scarcity conditions. Parallel to crop production, animal husbandry is the most important activity in Rajasthan. Livestock rearing is the major component of arid agriculture. Animal husbandry enhances the economic viability and sustainability of farming systems particularly in rain fed areas. In arid western region, livestock farming essentially works as an insulating factor against vagaries of drought and famines, and provides a kind of stability and sustainable livelihood to the rural poor.

The State is endowed with the finest drought tolerant milch breeds (Rathi, Gir, Sahiwal and Tharparkar), dual purpose breeds (Kankrej and Haryana) and the famous draft breeds of Nagori and Malvi. The State of Rajasthan is rich in livestock wealth. Rajasthan is also

blessed with the best breeds of cattle, sheep and camels of the country.

The livestock Census-2019 has placed total livestock population of the State at 568.01 lakh and poultry birds at 146.23 lakh. The State has about 10.58 per cent of the livestock of the country. It accounts for about 7.20 per cent of cattle, 12.47 per cent of buffaloes, 13.99 per cent of goats, 10.64 per cent of sheep and 98.43 per cent of camels of the country. The State contributed 12.72 per cent of milk and 34.46 per cent of wool to the nation's production in the year 2017-18.

Efforts of the Animal Husbandry Department are focused on increasing the outreach through creation of institutions and infrastructure to provide an integrated package of services for efficient health care and genetic improvement of livestock along with awareness building programmes to ensure better participation of the livestock owners. Expansion of veterinary institutions in the State has been quite remarkable, as may be visualized from the following table 2.7.

Table 2.7 Veterinary Institutions in Rajasthan

Institutions	2013	2018	2019	2020*
Polyclinic	34	35	35	35
I st Grade Veterinary Hospitals	775	785	786	786
Veterinary Hospitals	1518	1710	1709	1709
Veterinary Dispensary	202	198	198	198
Veterinary Sub Centre	2167	5067	5467	5638
District Mobile Veterinary Unit	34	102	102	102

*Upto December, 2020

In Table 2.8, the output of various animal husbandry products has been depicted. The production of milk increased from 18,500 thousand tonnes of the year 2015-16 to 25,573 thousand tonnes in the year 2019-20,

showing an increase of 38.23 per cent. Similarly, during the same period, the production of eggs has increased from 1,385 million in 2015-16 to 2,696 million in 2019-20.

Table 2.8 Livestock Production

Year	Milk Production (thousand tonnes)	Meat Production (thousand tonnes)	Egg (Millions)	Wool Production (lakh Kg)
2015-16	18500	180	1385	134
2016-17	20850	180	1363	143
2017-18	22427	188	1455	143
2018-19*	23668	192	1662	145
2019-20*	25573	200	2696	127

* Provisional

A similar trend is visible for meat production. Meat production was estimated at 180 thousand tonnes in 2015-16 and it has increased to 200 thousand tonnes in 2019-20. However, the production of wool shows a modest decrease from 134 lakh kilograms in the year 2015-16 to 127 lakh kilograms in the year 2019-20.

During the year 2020-21, in order to control diseases of livestock, 134.38 lakh vaccinations have been executed. For breed improvement, 2.18 lakh large animals and 3.88 lakh small animals have been castrated and 24.62 lakh artificial inseminations have been executed upto December, 2020.

Major initiatives taken by Animal Husbandry Department during the year 2020-21:

- Under the mandate of Foot and Mouth Diseases (FMD) free Rajasthan, FMD-CP is being implemented in the State with the assistance of Government of India. Mass Vaccination Campaigns are going on in the State for cattle and buffalo twice a year. Under National Animal Disease Control Programme (NADCP-FMD) during the year 2020-21, in 2nd phase 32.84 lakh FMD vaccination have been done upto November, 2020.
- Livestock Breeders are being benefited under Pashudhan Nishulk Arogya Yojna regularly. The facility of free treatment to all livestock is available at all departmental veterinary institutions and all treatment camps organized by the department. 51.90 lakh farmers have been benefitted in the financial year 2020-21, till December, 2020.

- Breed improvement programme has also been strengthened. Breeding services are being improved through extension of private integrated livestock development centres.
- Training facility for livestock and poultry farmers has been improved and extended.
- Under the National Livestock Mission, Genetic Improvement of Goat and Sheep (GIGS) scheme has been started with the assistance of GoI:GoR with the 60:40 funding pattern. Under the scheme exhibition and training camps are organized for selection of male and female goats with preferred genetic characters. Presently the scheme is being run in Ajmer, Jaipur, Sikar, Rajsamand, Chittorgarh, Churu, Sirohi, Nagour and Kuchamanity (Nagour) Districts.
- Under the National Livestock Mission, Innovative Poultry Productivity Project (IPPP) has been started for Poultry Farmers. Under this project IPPP for Broiler and LIT Birds has been included.
- Establishment of 200 new veterinary sub centres have been proposed in the year 2020-21 in those gram panchayats where departmental veterinary facility is not available out of which 171 veterinary sub centers have been sanctioned.

GOPALAN DEPARTMENT

The aim of the Directorate Gopalan is to act for propagation, conservation and development of native breeds of cattle in the state. For this purpose Directorate Gopalan approach for a sustainable and significant development of cattle rearing institutions

like gaushalas/ kanji house and Nandishala's through Govansh Sanrakshan and Samvardhan Nidhi Rules, 2016. Directorate organizes awareness and training programs for Gau palak and Gaushala representatives of state in the field of organic farming, fodder production, and value addition of milk, cow dung and cow urine also including panchgaya.

During the year 2020-21, for the purpose of providing feed, fodder, water to orphan nomadic and unproductive old cattle population that got shelter in goshalas/ kanji house, it has been decided to provide an assistance for 180 days in two phase 90-90 days. A total of ₹585.00 crore has been allotted to eligible gaushalas for the financial year 2020-21.

There is a separate provision to provide assistance at the rate of ₹40 per day for large cattle and ₹20 per day for small cattle for a period of one year, starting from day of detention, to cattle rescued by police dept. in case of cow slaughter and smuggling. Till December, 2020 625 cattle have been rescued from slaughter/smuggling, for this an expenditure of ₹43.78 lakh has been incurred.

Nandishala public participation scheme is operated to solve the problem of destitute male cow. 11 Nandishalas have been approved so far, and the amount under the scheme is ₹495 lakh have been allocated.

The Gaushala Biogas participation scheme is operated with the aim of making the Gaushalas self-sustainable. Under this scheme 4 biogas plants has been sanctioned out of which one gaushala (Shri gaushala padampur, Shriganganagar) had completed Civil and fabrication wok and construction work in remaining 3 gaushalas is under process.

A maximum of ₹10.00 lakh is given for the construction of basic infrastructure in the registered gaushalas of the state under the Guashala Vikas Yojana. It is an Jan Sahbhagita scheme in which 90 per cent aid is given by state govt. and 10 per cent beared by the applicant Gaushala. In the financial year 2019-20 Directorate gopalan released 68 administrative sanctions and 35 financial sanctions. In financial year 2020-21, 48 Guashala has been allotted an amount of ₹3.44 crore under this scheme, and

released 4 new administrative sanctions and 25 financial sanctions.

Two Gaushalas will be selected as best district goshalas from each district of the state, so 66 best goashalas are being selected and awarded cash prize, including certificate of appreciation and momento on Republic day every year. In the financial year 2020-21, a sum of ₹3.99 lakh is allocated to districts.

Kamdhenu dairy scheme is being operated for the promotion of indigenous breed, under Rastriya Krishi Vikas Yojana. 6 dairies have been established and budget release for 7 new dairies.

For conservation and propagation of Tharparkar and Gir breed of cattle, In-vivo fertilization and implantation of the embryos through embryo transfer technology is being performed under RKVY scheme. Under this scheme, 36 embryos have been implanted and 18 calves born till so far.

DAIRY DEVELOPMENT

The Dairy Development Programme in Rajasthan is being implemented through Cooperative Societies. Under this Programme, in the financial year 2020-21, 15,318 Dairy Cooperative Societies have been affiliated upto December, 2020 with 21 District Milk Producers' Cooperative Unions spread over in the State and a State level Apex Body, 'Rajasthan Cooperative Dairy Federation (RCDF) Limited, Jaipur'.

With financial assistance under various schemes and own resources, the installed milk processing capacity of District Milk Union Plants has increased to 40.95 lakh litres per day. In the financial year 2020-21, till December, 2020, all the affiliated milk unions of RCDF have procured milk at an average of 23.19 lakh kilograms per day. Presently, 8.44 lakh milk producers are involved in Co-operative based dairy development programme and are receiving round the year remuneration for milk. In the year 2020-21, till December, 2020 milk unions have paid ₹2,314.50 crore to milk producers. The achievement of key activities in dairy development sector have been given in table 2.9.

Table 2.9 Dairy Activities during the year 2020-21

Activity	Unit	Target 2020-21	Achievement*
Average Milk Procurement	Lakh Kg. per day	31.63	23.19
Average Milk Marketing	Lakh Lt. per day	24.91	17.20
Cattle Feed Sale (Union)	000' MT	348	156
Revived Societies	Number	901	316
New Societies	Number	555	251
Artificial and Natural Insemination	000' Number	422	256

*Till December, 2020

RCDF is also providing nutritious cattle feed. In the year 2020-21 till December, 2020, 2,39,806 metric tonnes cattle feed have been produced and 2,39,338 metric tonnes cattle feed sold to the milk producers of the State. Dairy Federation is also producing products like ghee, chhach, lassi, srikhand, paneer, curd and cheese. During the year 2020-21, till December, 2020 around 13,067 MT of Ghee has been marketed by Rajasthan Cooperative Dairy Federation Limited. Accepting the social responsibility RCDF and its affiliated District Milk Unions are providing benefit of various insurance schemes to their milk producer members.

Raj Saras Suraksha Kavach Bima Yojana (4th Phase)- A personal accident insurance scheme has been implemented 1st January, 2020. Under this scheme a sum of ₹5 lakh is payable in case of accidental death/total permanent disability and ₹2.5 lakh in case of partial permanent disability. 1,35,587 milk producers are insured under this scheme upto December, 2020.

Saras Samuhik Arogya Bima- The 15th phase of Saras Samuhik Arogya Bima has been implemented 15th October, 2020. 46,506 milk producer are insurance under this scheme upto December, 2020.

Chief Minister Dugdh Utpadak Sambal Yojana- From financial year 2020-21, under this scheme subsidy of ₹2 per liter to the milk producers in the month of April to November, 2020 by the district Milk Unions payment due/ongoing. A provision of ₹200 crore has also been made in the budget for the year 2020-21 under the scheme by the state government, against which the administration & financial approval

of the ₹50 crore by Gopalan department, Government of Rajasthan. From the month of April to December, 2020, the payment of subsidy amount of about ₹93.11 crore is payable to the milk producers.

Government of India centrally sponsored schemes National Livestock Mission Fodder Seed Production Procurement and Distribution project at 60:40 funding pattern amounting of ₹29.63 lakh Central share RCDF has distributed 17,107 minikits of certified oats seeds to be milk producers through district milk unions. Remaining 40 per cent share borne by the beneficiaries. RCDF has arranged to supply 4,051 quintal of improved fodder crop seeds to the district milk unions up to December, 2020.

FISHERIES

Besides utilizing state water resources for fisheries development, fisheries sector is also providing protein-rich low cost food and employment to rural and weaker sections. In Rajasthan, a good number of water bodies are available covering about 4.23 lakh hectare in the form of reservoirs, pond and small tanks. In this water sector 3.29 lakh hectares are available as large and medium reservoirs, 0.94 lakh hectares as small reservoirs and ponds. In addition to 0.87 lakh hectare water area in the form of rivers and canals in Rajasthan and the state ranks 11th in the country on this count. As per a study conducted by the Central Institute of Fisheries Education, Mumbai (2010) the fish production potential of Rajasthan is more than 80,000 metric tonnes annually, whereas production achieved in the State in the year 2020-21 is only 34,832.11 metric tonnes upto December, 2020.

Table 2.10 Fish Production

Year	Fish Production (Metric tonnes)	Fish Seed Production (Million fry)
2016-17	50199.30	1098.33
2017-18	54035.34	1094.01
2018-19	55848.99	1032.93
2019-20	58138.21	1226.41
2020-21*	34832.11	995.46

* Till December, 2020

Table 2.10 reveals that fish production is decreasing in the State. The Department has started implementation of an ambitious scheme on 'livelihood model', which is a 'zero revenue' model, for the upliftment of tribal fishermen in three reservoirs namely Jaisamand (Udaipur), Mahi Bajaj Sagar (Banswara) and Kadana Backwater (Dungarpur). As per the new model, the lift contract has been given to the highest bidder. One of the important conditions is to transfer whole fish catch price to tribal fisherman and these fish catching rates are highest in the country. A total of about 6,218 fishermen belonging to 57 fishermen cooperative societies are being benefitted under this model and the earnings of tribal fishermen working on regular basis has increased manifold. Thus, department is now focusing on fishermen's livelihood instead of revenue earning.

Under Rashtriya Krishi Vikas Yojana (RKVY), an amount of ₹15.30 crore has been approved for the modernization/construction of 41 fish landing centres of Rajasthan to reduce the post-harvest losses. The construction of fish landing centres at Ramsagar (Dholpur), Bisalpur (Tonk), Rana Pratap Sagar (Rawatbhata), Jawaidam (Pali) and Jaisamand (Udaipur) have been completed.

Water bodies are being developed by stocking quality fish seed and conservation of fish stock. Also, water bodies are leased out for fish production to earn revenue for the State. During the year 2020-21, revenue of ₹26.17 crore has been earned by the Department till December, 2020.

900 fishermen benefitted from craft and gear subsidy

and 89 tribal fishermen were provided assistance for construction of houses. In addition 7,788 tribal fishermen were benefitted under saving cum relief scheme.

Under National Mission for Protein Supplement scheme, a cage culture project has been sanctioned by Government of India at a cost of ₹3.44 crore for the dissemination and demonstration of modern fisheries techniques at Mahi Bajaj Sagar (Banswara) and 56 floating cages have been installed in the reservoir as per the scheme. Two phases have been completed by the department and for the third phase the cages has been allotted to tribal fishermen society Bassipada (Banswara) to take up fish culture. ₹5.63 crore has been sanctioned for Ornamental Fish breeding unit and aquarium gallery at Bisalpur Dam (Tonk). Construction work of this project has been completed.

A new area of sport fisheries is being developed at Bisalpur Dam (Tonk) by the department. Mahaseer fish and cat fishes are generally used for sport fisheries. In this Project, 0.45 lakh Mahaseer fish seed (Sport fish) has been procured from Lonawala (Maharashtra) and stocked in Bisalpur Dam.

The ministry of Agriculture & Farmers Welfare, Government of India has restructured the schemes by merging all the ongoing schemes under an umbrella of blue revolution at the cost of ₹3,000 crore. It will ensure achievement of food & nutritional security in a sustainable manner keeping in view the bio security and environmental concerns.

In order to bring all the available effective water spread area under scientific fish culture with optimum

stocking density, 368.50 million fingerlings shall be required every year, Thus required seed production is 4,865 million spawn or 1,216 million fry every year. In the year 2020-21, against the targets of 1,050 million fry, fish seed production, 995.46 million fry fish seeds have been produced upto December, 2020.

FORESTRY

Forestry is the pivot of ecological and environmental balance and plays a significant role in the state's economy. The state has a total of 32,737 sq. Km as notified forest which is 9.57 per cent of the geographical area of the state. The forest cover in the state is 4.86 per cent of geographical area and it lies in forest land as well as outside. As per the report of the Forest Survey of India, Rajasthan has registered an increase of 58 sq. km of forest cover during biennial assessment period 2017-19.

Special emphasis has been given to the conservation of bio-diversity, soil and water, fulfillment of the needs of the people and getting active cooperation of the masses in forest protection and management. Employment generation in far-flung areas of the State is also an important activity of forest department. Under Joint Forest Management Programme, 6,022 Village Forest Protection and Management committees (VFPMC)/Eco-Development Committees are protecting and managing 11.84 lakh hectare of forest land under the guidance of the department. Out of these 6,022 Committees 682 Eco-Development Committees around sanctuaries and national parks have been constituted to get participation of local people in wildlife management. Panchayati Raj Institutions (PRI) have been empowered to get income from the collection of minor forest produce from forest as well as non-forest areas. Planting activities on non-forest land also vests with PRIs.

To conserve medicinal plants which are on the verge of extinction, conservation works are taken in 17 such Medicinal Plant Conservation Areas (MPCA). Plantation on 29,756.69 hectare of land has been achieved against the Twenty Point Programme target of 51,195.38 hectare during the year 2020-21 upto December, 2020.

An expenditure of ₹130.25 crore has been incurred on

various development works, against the provision of ₹272.28 crore upto December, 2020. Under Centrally Sponsored Schemes, works carried out include ecological development, soil conservation works, conservation and development of Sambhar wetland, fire protection, development of sanctuaries, national parks, zoo etc. Besides, various works such as creation of new forest protection and management committees, self-help groups, women self-help groups, community development, conservation of wildlife etc. are also being carried out.

The State has ample opportunities for eco-tourism. There are 3 National Parks, 27 Wildlife Sanctuaries, and 14 Conservation Reserves in the State. Besides this, 3 Biological Parks at Jaipur, Udaipur and Jodhpur have also been developed.

ENVIRONMENT DEPARTMENT

The Environment Department functions as a Nodal Department for compliance of Environmental norms in the State through Rajasthan State Pollution Control Board (RSPCB) as regulations authority District Administration Directorate of Environment & Climate Change and other related department and organizations. Environment Department also deals with matters related to Biodiversity conservation through Rajasthan Biodiversity Board and other concerned department and District Administration.

Following schemes/programmes are being implemented by Environment Department:

- **Compliance of various Acts, Rules and Various Court Orders:** Environment Department is tasked with ensuring compliance of various Acts and Rules related to environment through various departments, boards and agencies. It is also responsible for implementation of various court orders (Supreme Court, High Court, NGT etc.) related to environmental issues.
- **Environmental Education Awareness Programmes:** Environment Department organizes educational and awareness programmes from time to time. World Earth Day (22nd April), World Environment Protection Day (5th June) and World Ozone Layer Conservation Day (16th September) are being celebrated each year

through District Environment Committees by organizing rallies, quiz, essay competition etc. An amount of ₹50,000 was made available to each district by RSPCB, for the celebration of each programme.

- **Communication and Extension (Publicity):** Information about different activities of the Department, decisions of the State Government, various ongoing schemes, facts related to Environment were disseminated to public from time to time. Messages on the occasions of three International Days viz. World Earth Day (22nd April), World Environment Protection Day (5th June) and World Ozone Layer Conservation Day (16th September) were published and communicated through electronic & print media. During the year 2020-21, upto December, 2020 an expenditure of ₹27.58 lakh has been made against Budget provision of ₹28.00 lakh.

Rajasthan State Biodiversity Board

Rajasthan State Biodiversity Board has been constituted under the provision of Biological Diversity Act, 2002 notified by Government of India. State of Rajasthan has notified the Rajasthan Biological Diversity Rules, 2010 under section 63(1) of Biological Diversity Act, 2002. The provision budget for the year 2020-21 kept ₹132.01 lakh, an

amount of ₹37.00 lakh has been released to Rajasthan State Biodiversity Board upto December, 2020.

Rajeev Gandhi Paryavaran Sanrakshan Puraskar

Rajeev Gandhi Paryavaran Sanrakshan Puraskar have been awarded in all the three categories viz organization category individual for category and Nagar Palika for outstanding work in the field of conservation & protection of environment (These awards have been given away on the occasion of World Environment Day-5th June).

CO-OPERATIVES

Co-operative Credit Structure

At present, there are 29 Central Cooperative Banks, 21 Milk Unions, 37 Consumer Wholesale Stores, 36 Primary Land Development Banks, 6,687 Primary Agricultural Credit Societies and 273 marketing and fruit & vegetable societies in the State. A total of 36,122 Co-operative societies with 23 federations are registered in the State. Farmers of the State are being facilitated with agricultural and long term loans. During the year 2020-21, long-term loans of ₹108.22 crore have been distributed against the target of ₹250.00 crore. For the year 2020-21, medium term loans (Agriculture and non- agriculture) has been distributed of ₹244.31 crore and short-term crop loans of ₹11,007.74 crore have been distributed to 24.97 lakh farmers till December, 2020.

Table 2.11 Co-operative Credit Structure

(₹ Crore)

Type of Loans	2019-20 (up to December)	2020-21 (up to December)	Percentage Change
Short term	7215.97	11007.74	52.55
Medium term	216.14	244.31	13.03
Long term	41.35	108.22	161.72

Short term agricultural loan on zero per cent interest rate

For the relief to the farmers of the State, the Chief Minister has announced to continue the earlier scheme of the year 2012-13 about subsidy to farmer who repay crop loan of ₹1.50 lakh in prescribed time limit. Under this announcement, Primary Agricultural

Co-operative Societies have to recover only the principal loan from members and the claim for interest amount is to be adjusted by state and central government. For the year 2019-20, Central Co-operative Banks has been distributed through co-operative societies, agricultural crop loan of ₹9,541.02 crore.

Rajasthan Krishak Loan Waiver Scheme 2019

In the interest of the farmers of the state, the state government has taken a historical decision by waiving off all the short term crop loan outstanding as on 30th November, 2018 to eligible loanee farmers covered under eligibility norms. A process of Aadhaar based authentication has been applied for authentication of the loanee through thumb impression. Under this scheme 20.58 lakh loanee farmers have been benefited by relief of ₹7,737.29 crore upto December, 2020.

To provide relief to those small and marginal farmers who are unable to make their land free from pledgement of banks, Rajasthan Krishak Loan Waiver Scheme 2019 (middle term/long term credit structure) has been approved for overdue loanees upto rupees ₹2 lakh as on 30th November, 2018. Under this scheme 29,946 loanee farmers have been benefited by relief of ₹348.03 crore upto 31st December, 2020.

Under Rajasthan Crop Loan Waiver Scheme 2018, total 27.96 lakh farmers have been benefited by short term crop loan waiver of ₹7,549.97 crore till December, 2020.

One Time Settlement Scheme 2020-21

One time settlement scheme 2020-21 has been initiated for making recovery of overdue loans of primary land development banks. Under this scheme all farm sector and non-farm sector loans of PLDB's which are overdue as on 1st July, 2019 are covered. A relief of 50 per cent overdue interest will give under this scheme.

Removal of Mortgage

Mortgage removal certificates have been issued to 32,601 loanees of PLDB's after full payment of their loan account.

Recovery of Agriculture demands

In the year 2019-20, ₹10,155.29 crore have been recovered by CCBs against total agricultural demand of ₹11,766.98 crore which is 86.30 per cent of total agricultural demands till June, 2019. In the year 2020-21, ₹2,532.46 crore have been recovered by

CCBs against total agricultural demand of ₹9,632.67 crore which is 26.29 per cent of total agricultural demand.

Recovery of long term loans

In the year 2019-20, ₹346.80 crore have been recovered by PLDBs against demand of ₹1,139.24 crore which is 30.44 per cent. During the year 2020-21 (01.07.2019 to 31.12.2020) ₹94.63 crore have been recovered against the demand of ₹821.67 crore which is 11.52 per cent.

Online process of short term crop loan

Co-operative crop loan online registration and distribution Scheme 2019 has been initiated from Kharif 2019. With the objectives of restricting local discretionary power in crop loan distribution, making uniform, transparent and well managed, Aadhaar based authentication through creation of Digital Member Register (DMR), and online process from seeking application distribution and reimbursement from NABARD of short term cooperative loan, a portal has been launched by making amendment in cooperative credit policy dated 11th July, 2018 of the State Government.

Kisan Seva Portal

Government of Rajasthan has launched Kisan Seva Portal to provide facilities and schemes for farmers on a single platform. This portal will help the government for policy formulation and will provide all services under one umbrella. Rajasthan is the first State to benefit farmers under Pradhan Mantri Kisan Nidhi Yojana in the country. Under this scheme, 84.08 lakh farmers have applied on the portal till December, 2020 and 74.69 lakh application forms have been uploaded. Out of which 69.71 lakh application forms of ₹1,394.29 crore were accepted and 68.08 lakh farmers have been benefitted through directly transferred to bank accounts.

Impact of innovative scheme and policy of the Government-

- The income of farmers has increased with improvement of standard of living.
- Sources of self-employment have been availed by rural youth and women.
- The impact of mechanization in agricultural sector is also reflected clearly.

- Godown facilities have been availed by farmers for storage of their grains.

Raj Sahkar Portal

An integrated platform 'Raj Sahkar Portal' has been launched for various scheme of co-operative department like, as short term crop loan applications. Minimum Support Price (MSP) application, Online payment, New application of society registration, Non-Government Organization (NGO) registration, Games Federation registration, Election system of co-operative institution, Status of court case, audit report, crop loan and loan waiver status facilities.

Gyan Sagar Credit Scheme

To provide financial assistance to rural and urban students and their parents for admission in the professional and technical courses. Under this, the maximum loan limit for acquiring education in India and abroad is ₹6.00 lakh and ₹10.00 lakh, respectively. There is a provision of 0.50 per cent relief on interest rate to girl students.

Prime Minister Crop Insurance Scheme

Prime Minister Crop Insurance Scheme was started in 2016 under which, crops for those farmers who cultivate notified crops in enlisted areas are compulsorily insured. Under kharif 2020, insurance premium amounting to ₹91.45 crore of 14.68 lakh farmers has been sent to insurance companies by all the Central Cooperative Banks by the month of December, 2020.

Self-employment Credit Card Scheme

Under this scheme, loan amount of ₹50,000 for the term of 5 years is provided for non-agricultural activities. During the year 2020-21, loan of ₹5.90 crore has been disbursed upto December, 2020.

Women Development Loan Scheme

Under this Scheme, loan of ₹50,000 is provided by the Land Development Banks for non-farming purposes and dairy business to women without security of agricultural land but guarantee of 2 persons. In the year 2020-21, loan of ₹10.72 crore has been disbursed to 385 women under this scheme.

Co-operative Farmer's Welfare Scheme

Co-operative Farmer's Welfare Scheme has been started to meet agricultural credit requirements of farmers along with crop loan requirements. As per the scheme, CCBs provide maximum loan amount of ₹10.00 lakh for agricultural and allied agricultural purposes. Under this scheme, loan of ₹108.09 crore has been disbursed upto December, 2020 during the year 2020-21.

Jan Aushadhi Kendra

Under Pradhan Mantri Jan Aushadhi project, 200 Jan Aushadhi Kendras are to be established by CONFED. Presently Jan Aushadhi Kendras are being operated in Udaipur, Jodhpur, Jhunjhunu and Dungarpur by Districts wholesale consumer stores and in Jaipur by CONFED. One Jan Aushadhi Kendra at Sawai Man Singh Hospital and one in Santokba Durlabhji Memorial Hospital (SDMH) Jaipur are being operated by CONFED.

Urban Co-operative Banks

There are 33 Urban Co-operative Banks which are functioning in the state. Out of these, 3 banks are under Railway salary Earner co-operative bank category and 6 banks are under women urban cooperative bank category. Aadarsh Co-operative Bank & Fin growth Co-operative Bank Ltd are registered under Multistate Co-operative Act 2002. The Share capital and deposits of these banks are ₹250.44 crore, ₹6,896.80 crore respectively. Banking facility to nearly 4.47 lakh members is being providing by urban co-operative banks. As on 31st March, 2020, outstanding loans of urban banks is ₹3,669.78 crore, working capital ₹8,264.26 crore and net profit is ₹74.04 crore.

Cooperative Marketing Structure

There are 273 Kraya Vikraya Samities in the state. These are established all mostly at every mandi yard level to provide high yielding variety of seeds, fertilizers and pesticides to the farmers at fair prices and ensure fair prices to the farmers for their crops. At apex level, RAJFED is functional. During the year 2020-21, cooperative marketing societies have marketed consumer goods, agricultural inputs and

agricultural produce of ₹235.56 crore, ₹559.93 crore and ₹4,401.85 crore respectively upto December, 2020. RAJFED has also distributed 2,095 quintal seeds to farmers during the year upto December, 2020.

Co-operative Consumer Structure

In order to protect consumers from black marketing and artificial scarcity of commodities in the market, cooperative institutions are working effectively and providing consumer products at reasonable prices. For this purpose, 37 co-operative wholesale bhandars are working at district level and Rajasthan Rajya Sahkari Upbhokta Sangh Ltd (CONFED) is working as Apex institution in the consumer sector. During the year 2020-21, business of consumer products ₹444.17 crore has been done in upto December, 2020.

Co-operative Housing Scheme

Under this, individual long term loans are being provided to members of housing societies/ Primary Agriculture Credit Societies (PACS) for construction of houses. A loan of ₹15.00 lakh for a period of 15 years is provided for construction/purchase /extension of houses. Baby Blanket Scheme has been started since 1998 for repair/maintenance loan of ₹5.00 lakh for a period of 7 years Total share capital of Rajasthan Co-operative Housing Federation is ₹252.19 lakh in which the State government share capital is ₹108.60 lakh.

Storage

There are 8,522 finished godowns under co-operative societies/ institutions which are used for agricultural produce, Public Distribution System (PDS) and food grains storage under various schemes of Rural Development Department.

Plan Provision of Department

The provision of annual plan for 2020-21 is ₹4,776.98 crore against which ₹4,116.87 crore has been incurred under state plan and ₹0.17 crore has been incurred as central assistance.

Brief description of impact of COVID-19 and efforts made to overcome the pandemic:

- During COVID-19 Lockdown period CONFED and district Co-operative consumer wholesale

bhandars have sold dry food ration material of ₹28.89 crore benefitting 11,82,884 families and 2,53,501 ration kit of ₹8.51 crore to people residing in contentment zones.

- The scheduled repayment date of kharif 2019 crops disbursed under short term crop loan has been extended from 31st March, 2020 to 30th June, 2020 and afterwards repayment date of crop loan of kharif 2019 and rabi 2019-20 has been extended from 30th June, 2020 to 31st August, 2020 or one year from the date of availing the loan, whichever is earlier.
- Rate of interest on “Pledge Loan to farmers against Farm Produce” under Sahakar Kisan Kalyan Yojana reduced from 11 per cent to 3 per cent. The Cooperative banks have disbursed loans of ₹2,046.32 lakh to 2018 farmers' upto 5th August, 2020 under the scheme.
- NABARD has sanctioned ₹1,500 crore to Rajasthan State Cooperative Banks (RSCB) on the concessional rate of interest of 4.40 per cent in the wake of the decision to provide the loan to the farmers through Kishan Credit Card. The district cooperative banks have advanced loans to the farmers by drawing ₹1,380 crore.
- For development of post-harvest infrastructure management, proposals for godowns, dharmkanta, cold storage warehouses, processing units etc. are being invited and 460 PACS and 90 KVSS are permitted for sub yard mandi.
- Amidst the COVID-19 pandemic, an amount of ₹7,734.59 crore has been disbursed to 24.71 lakh farmers under short term crop loan for kharif 2020 crop during the period from 1st April, 2020 to 31st August, 2020 through online procedure under online registration and crop loan disbursement scheme.
- ₹3,273.15 crore worth of loans have been disbursed to 8.87 lakh farmers during the period from 1st September, 2020 to 31st December, 2020 including rabi crop 2020-21.
- As per the guidelines of reserve bank of India, the cooperative banks of the state have provided the option of moratorium period for the installments payable after 1st March, 2020

- on mid-term loans and other loans apart from short-term crop loans.
- In repayment of loan installments by the indebted members of cooperative land development banks moratorium provided. Due date to be paid from 1st March, 2020 to 31st May, 2020 banks to the installment in install the demand place (corona) till the month of June, 2020.
- 5 per cent interest subsidy on long term agricultural loans. The date has been increased from 31st March, 2020 to 30th June, 2020.
- Distributed by cooperative land development banks to farmers and small entrepreneurs 1.45 percent reduction in interest rates for long term loans 11.65 per cent to 10.20 per cent was fixed.
- In the rabi season 2020 for the support price purchase in the state, in the month of march 2020 registration were started, but due to COVID-19 pandemic dated 22nd March, 2020 the purchase and registration work was postponed, said postponement starting from 16th April, 2020 in procurement Kota division and 1st May, 2020 in rest of the state it was done. For purchase of mustard/gram, there were 250 purchase centres were established during last year in state during Rabi 2020. These have been increased upto 783 centres so that no inconvenience may arise to farmers in selling the crop and there may escaped from crowd in the midst of COVID-19 transition.



RURAL DEVELOPMENT AND PANCHAYATI RAJ

- To provide relief to migrant workers due to COVID-19 pandemic, Garib Kalyan Rojgar Abhiyan (GKRA) is implemented in 22 districts in which 48.83 lakh man-days generated.
- Under Mahatma Gandhi National Rural Employment Scheme (MGNREGS), 3,432.36 lakh man days generated by providing employment to 69.29 lakh households during the year 2020-21, (upto December, 2020).
- An amount of ₹1 crore per year will be used only in works related to health infrastructure (equipments, buildings etc.) by each MLA for the years 2020-21 and 2021-22, under MLA Local Area Development Plan.
- “Mahatma Gandhi Adarsh Gram Yojana” was launched on 27th November, 2019, under which, one village in each district is to be selected and developed according to Gandhian values.
- Under Pradhan Mantri Awas Yojna Gramin, 2,18,500 new houses have been constructed during the year 2020-21 (upto December, 2020).
- Six Bio-Diesel Manufacturers and ten Bio-Diesel Retail Outlets have been registered under the Rajasthan Bio-fuel Rules-2019.

RURAL DEVELOPMENT

Rural Development is imperative for improving the quality of life and economic well-being of the people living in relatively isolated and sparsely populated rural areas. Almost all development activities implemented during the course of planned development of the state benefit the rural areas and rural population. Focus of the government on rural development is well reflected by the fact that a separate Rural Development and Panchayati Raj Department is functioning in the State to implement various rural specific development programmes, through Rural Development and Panchayati Raj Institutions at various levels.

The Rural Development Department is implementing

several schemes in rural areas of the State. The major schemes include Livelihood Projects, Mahatma Gandhi National Rural Employment Guarantee Scheme and District Rural Development Agency (DRDA) which are being sponsored by Ministry of Rural Development. Member of Parliament Local Area Development Programme is sponsored by Ministry of Statistics and Programme Implementation and Border Area Development Programme (BADP) is sponsored by Ministry of Home Affairs. Schemes which are sponsored by state include Member of Legislative Assembly Local Area Development Programme, Mewat Area Development Programme, Swa-vivek Zila Vikas Yojana, Dang Area Development Programme, Magra Area Development Programme etc.

These programmes / schemes aim to reduce poverty, increase infrastructure facilities, increase the avenues of wage employment and self employment and to remove the regional imbalances in the field of development and rural housing. The following schemes/ programmes are being implemented in the rural areas of the state by the Rural Development and Panchayati Raj Department :-

Rajasthan Grameen Aajeevika Vikas Parishad (RGAVP) – RAJEEVIKA

Rajasthan Grameen Aajeevika Vikas Parishad (RGAVP) also known as RAJEEVIKA is an autonomous society established in October, 2010 by the Government of Rajasthan under the administrative control of Department of Rural Development. This society is registered under Society Registration Act, 1958 and is mandated to implement all rural livelihood programmes associated with Self Help Group (SHG) based institutional architecture.

The society aims at creating financially sustainable and effective institutional platforms of the rural poor, enabling them to increase household income through sustainable livelihood enhancements, improve access to financial and selected public services and build their capacities to deal with the rapidly changing external socio-economic environment. All rural poor identified through Participatory Identification Process and identified families under Socio Economic Cast Census (SECC) survey.

Following livelihood projects funded by Government of India are being implemented by RAJEEVIKA:

- National Rural Livelihoods Mission (NRLM) is being implemented across state, in the financial year 2019-20 an expenditure of ₹154.65 crore has been incurred on this project against the budget provision of ₹195.35 crore. During the financial year 2020-21 (upto December, 2020), an expenditure of ₹161.10 crore has been incurred on this project against the budget provision of ₹220.31crore.
- National Rural Economic Transformation Project

(NRETP) is being implemented in 36 blocks of 9 districts of the state. In the financial year 2019-20 an expenditure of ₹7 crore has been incurred on this project against the budget provision of ₹48.72 crore. During the financial year 2020-21 (upto December, 2020), an expenditure of ₹28.16 crore has been incurred on this project against the budget provision of ₹36.12 crore.

The key activities undertaken in the projects being implemented by RAJEEVIKA are Institution Building, Capacity Building, Financial Inclusion, Livelihood Intervention, Convergence.

Brief on the Progress made under RAJEEVIKA

Till December, 2020, approximately 21.50 lakh poor families were organised into 1,84,994 self-help groups, 13,465 village organizations (VOs) and 442 cluster level federations under the project. Financial assistance is being provided to 1,40,720 SHGs, through revolving fund support and 90,066 SHGs have received livelihood fund (Community Investment support) from RGAVP. Among the SHGs promoted under RGAVP, total 1,59,000 SHGs have their saving accounts opened in banks and 1,19,672 SHGs have been given bank loans.

Project implementation approach:

- Focusing beyond SHGs and to develop higher level of cooperation structure
- Multiple doses of finance
- Savings and credit model.
- Diversification of livelihood sources.
- Social and Livelihood Security.
- Competitiveness cooperation structure from state to village.
- Community cost-based interest rates.
- Community to community learning (CRP Model)
- Skill development and assured employment
- Effective monitoring by the tally security software of the Web based MIS system, accounting and distribution process.

Achievements under different projects financial year 2020-21 upto December, 2020 are given in the table 3.1.

Table 3.1 Achievement under different projects during the year 2020-21

S. No.	Activities	Target (2020-21)	Achievement 2020-21*	Cumulative Progress
1	No of SHG Formation	20000	9506	184994
2	No of SHGs with Saving A/C	29000	18351	159000
3	No of VOs promoted	3500	1098	13465
4	No of CLFs promoted	40	15	442
5	No of SHGs availed Revolving funds	27000	26109	140720
6	No of SHGs availed CIF	10700	8987	90066
7	No of SHG Bank Loan	67470	22808	119672
8	Expenditure (₹in Crore)	220.31	161.10	694.39

* Upto December, 2020

Mahatma Gandhi National Rural Employment Guarantee Scheme (MGNREGS)

The programme aims to provide employment to rural people and thereby enhance inclusive growth. It is operational in the entire state. The objective of the scheme is to enhance livelihood security in rural areas by providing at least 100 days of guaranteed wage employment in a financial year to every household whose adult members volunteer to do unskilled manual work. Salient features of the scheme are as under:

- All local residents of the Gram Panchayat are eligible for registration under the Scheme.
- A minimum of one third beneficiaries shall be women.
- Job Cards with photographs of all the adult members of the household are issued free of cost within 15 days of registration.
- Dated receipt of application for employment is provided.
- Guarantee of providing employment within 15 days of application.
- Un-employment allowance is paid by the State Government, if employment is not provided within 15 days of application.
- Work is provided within 5 Km. radius of the village. Beyond 5 Km., 10 per cent extra wages are payable.
- Wages are to be paid as per the task performed.
- Drinking water, shade, first aid and creche facilities are mandatory at worksite.

- Gram Sabha is the primary authority to identify the works and to prepare annual action plan.
- No contractors and labour displacing machinery is allowed.
- Social Audit by Gram Sabha.
- All wage payments through Banks/Post Offices only.
- Gram Sabha is empowered for monitoring the progress and the quality of work.
- Effective Grievance Redressal mechanism is in place.

Instruction were issued by the department for the protection of unskilled laborers of MGNREGS from COVID-19 such as workers should maintain proper social distancing and provision of soap and water for hand wash should be provided at workplace. Besides this, job card should be issued to every laborer by making work available as per the rules.

In the financial year 2019-20 an expenditure of ₹6,701.70 crore has been made and 3,288.90 lakh man-days have been generated, by providing employment to 55.78 lakh households. 8.48 lakh households have completed 100 days employment.

During the financial year 2020-21 (upto December, 2020), an expenditure of ₹7,240.78 crore has been made and 3,432.36 lakh man-days have been generated, by providing employment to 69.29 lakh households. 3.37 lakh households have completed 100 days employment.

Pradhanmantri Awas Yojana – Gramin

The scheme of Indira Awas Yojana (IAY) has been restructured into Pradhanmantri Awas Yojana–Gramin-(PMAY-G). This scheme was launched by Government of India on 20th November, 2016. Selection of beneficiaries under the scheme is based on Socio Economic Caste Census-2011 (SECC-2011) data. Under the scheme, the government provides financial assistance of ₹1,20,000 to each beneficiary. During the financial year 2020-21 (upto December, 2020), ₹2,459.85 crore has been spent and 2,18,500 new houses have been constructed. An additional amount of ₹12,000 is also provided to each beneficiary for building toilet under the Swachh Bharat Mission. The beneficiaries of the scheme are also provided daily wages (upto 90 days) through MGNREGA. The expenditure sharing is kept in 60:40 ratio between the Central and the State Government.

Members of Legislative Assembly Local Area Development Scheme (MLALAD)

The objective of this scheme is to create local need based infrastructure, to create assets of public utility and to remove regional imbalances in development. This scheme is being implemented in the rural as well as urban areas. Each MLA is authorized to recommend the works upto ₹2.25 crore per year for his/ her constituency. At least 20 per cent of the total annually allotted amount must be recommended for the development of SC/ST habitations.

Works related to drinking water, approach roads, drainage system in abadi area, sewerage work in urban area, building works in Government educational institutions, desilting of tanks, development of traditional source of water, infrastructural development of tourist places, drinking water facilities for livestock, hospitals/ dispensary buildings for animal health, medical equipment for government hospitals, hospital/ dispensary buildings, bus stands, community centres, sports complex, electrification, computers in educational institutions, court buildings etc. are covered under this scheme. Out of the allocated amount of MLA Local Area Development Plan for the years 2020-21 and 2021-22, an amount of ₹1 crore per year will be used only in works related to health infrastructure (equipment, buildings etc.) by each MLA.

In the financial year 2019-20, ₹473.19 crore have been utilized against total available fund ₹1,653.24 crore and total 11,650 works have been completed. During the financial year 2020-21 (upto December, 2020) ₹213.62 crore have been utilized against total available fund ₹1,479.44 crore and total 5,553 works have been completed.

Members of Parliament Local Area Development Scheme (MPLAD)

There are 25 Lok Sabha and 10 Rajya Sabha Members in the State. Under the scheme, every Member of Parliament (MP) from the Lok Sabha can recommend the works in his/her constituency to district collector upto ₹5 crore per year. Elected Members of Rajya Sabha representing the entire state may recommend works in any district of the state. MPs can also recommend works outside their constituencies/state for construction of assets that are permissible in the guidelines, for rehabilitation measures in the event of "Natural Calamity of rare severity" in any part of the country for an amount not exceeding of ₹1 crore, for each calamity.

The main objective of the programme is to create social and infrastructure facilities and assets of public utility, which are important for development of the area. The emphasis is on creation of durable assets, which will always be available for public use at large. The ownership of such assets created with MPLAD funds would rest with the Government.

The site selected for execution of the work by the MP shall not be changed except with the concurrence of concerned MP. As far as possible, all sanctions for works should be accorded within 75 days from the date of receipt of the proposals from the concerned MP. According to the instructions of the Government of India, this scheme has been kept non-operational for the years 2020-21 and 2021-22 due to the pandemic. In the financial year 2019-20, ₹168.20 crore have been utilized against the total available fund ₹647.66 crore and total 3,385 works have been completed. During the financial year 2020-21 (upto December, 2020) ₹64.66 crore have been utilized against the total available fund ₹499.61 crore and total 1,439 works have been completed.

Mewat Area Development Programme

The Mev community is concentrated in 12 blocks of Alwar and Bharatpur Districts. The area inhabited by Mev's is known as Mewat area. In order to develop this area, Government of Rajasthan sponsored a programme known as Mewat Area Development Programme, which is being implemented, since 1986-87. The main objective of this scheme is to develop necessary infrastructure facilities, generate additional employment opportunities for people residing in this area, encourage economic development and to bring qualitative improvement in the standard of living of the people. In the financial year 2019-20, ₹33.57 crore have been utilized against the total available fund of ₹86.42 crore and total 664 works have been completed. During the financial year 2020-21 (upto December, 2020), ₹7.39 crore have been utilized against the total available fund of ₹56.96 crore and total 240 works have been completed.

Border Area Development Programme (BADP)

The Border Area Development Programme (BADP) was introduced during the 7th Five Year Plan as a Centrally Sponsored Scheme. BADP was initiated for ensuring balanced development of border areas through development of infrastructure and promotion of a sense of security among the border population. This programme is being implemented in 16 Blocks of 4 Border Districts, namely Barmer, Bikaner, Ganganagar and Jaisalmer. In the financial year 2019-20, ₹202.96 crore has been utilized against the total available fund of ₹439.96 crore and total 1,131 works have been completed. During the financial year 2020-21 (upto December, 2020), ₹96.60 crore has been utilized against the total available fund of ₹303.03 crore and total 563 works have been completed.

Mahatma Gandhi Janbhagidari Vikas Yojana (MGJVY)

In February, 2020, Guru Golwalkar Janbhagidari Vikas Yojana (GGJVY) has been renamed as Mahatma Gandhi Janbhagidari Vikas Yojana (MGJVY). The objective of the scheme is to ensure public participation in rural areas for development, employment generation, construction and

maintenance of community assets. The scheme is funded by the State and is being implemented in the rural areas only. Under this scheme, 90 percent funds for construction of Shamashan/Kabristaan boundary walls and 70 percent for construction of other community assets (80 percent in case of TSP areas) is provided by the state government. The remaining amount is collected from the public. In the financial year 2019-20, ₹85.23 crore have been utilized against the total available fund ₹146.96 crore and total 1,012 works have been completed. During the financial year 2020-21 (upto December, 2020), ₹31.70 crore have been utilized against the total available fund ₹94.62 crore and total 400 works have been completed.

Dang Area Development Programme

Ravenous and gorge affected area infested by dacoits is known as the "Dang Area". These are backward areas and require investments to augment infrastructure facilities to speed up the pace of development. For this purpose, Dang Area Development Programme was re-launched in 2005-06 by Government of Rajasthan. The Programme covers 26 Panchayat Samities of 8 Districts (Sawai Madhopur, Karauli, Dholpur, Baran, Jhalawar, Bharatpur, Kota and Bundi). In the financial year 2019-20, ₹42.66 crore has been utilized against the total available fund of ₹83.88 crore and total 898 works have been completed. During the financial year 2020-21 (upto December, 2020), ₹8.56 crore has been utilized against the total available fund of ₹44.95 crore and total 256 works have been completed.

Magra Area Development Programme

The Central Southern part of Rajasthan surrounded by hills specially Ajmer, Bhilwara, Pali, Chittorgarh and Rajsamand and not covered under Tribal Area Development (TAD) is locally known as "Magra". The development resources in this area are poor, including land, water and animals and there is heavy seasonal migration. To improve social and economic status of residents, the "Magra Area Development Programme" was initiated in 2005-06 in 14 Blocks of above 5 districts. At present it is being implemented in 16 blocks in above districts. Activities of watershed development, minor irrigation, animal husbandry, drinking water, education, electrification, health and road construction are being undertaken for

development of the area. In the financial year 2019-20, ₹37.65 crore have been utilized against the total available fund of ₹93.02 crore and total 814 works have been completed. During the financial year 2020-21 (upto December, 2020), ₹14.53 crore have been utilized against the total available fund of ₹54.71 crore and total 206 works have been completed.

Swa-Vivek Zila Vikas

In view of minimum requirements and prevailing conditions, this scheme was launched in 2005-06 to execute works as per needs of the local community. Activities of watershed development, minor irrigation, animal husbandry, drinking water, education, Electrification, health and road construction are undertaken for development of the area. District Collectors are authorized to decide the works to be taken up under the scheme in rural areas. In the financial year 2019-20, ₹3.35 crore have been spent against the total available fund of ₹11.74 crore and total 104 works have been completed. During the financial year 2020-21 (upto December, 2020), ₹1.75 crore have been spent against the total available fund of ₹9.58 crore and total 50 works have been completed.

Bio-Fuel Authority

Bio-fuel has emerged as an alternative source of energy, by which it can be further promoted in the direction of energy security. In view of the strong potential for production of bio-fuel through the cultivation of Ratanjot and other equivalent non edible oil plantations in the barren lands of Rajasthan. A separate Biofuel Authority was constituted by the state government in the year 2007 by declaring a biofuel policy in the state. 12 districts of the state (Baran, Banswara, Bhilwara, Bundi, Chittorgarh, Dungarpur, Jhalawar, Kota, Rajsamand, Sirohi, Udaipur and Pratapgarh) have been found suitable for the production of Ratanjot and other equivalent oil plants. Apart from this, plantation of Karanja has been found suitable in the 8 Eastern districts of the state (Alwar, Bharatpur, Dausa, Dholpur, Jaipur, Karauli, Sawai Madhopur and Tonk).

Rajasthan Wasteland Development Board has been reconstituted as Wasteland & Pasture Development Board on 22nd December, 2016 with the objectives to develop wasteland and pastures of the state. Total, 10,613 pasture development works were sanctioned in convergence with MGNREGA in the state till December, 2020.

Achievements of Bio-Fuel Authority (Till December, 2020)

- Approx. 3 crore 20 lakh Jatropa / Karanj Plantation in convergence with MGNREGA in 12 biofuel districts of the state.
- 8,050 district and block level officials, beneficiaries and farmers were trained in the technique of planting Ratanjot.
- About 7,542 members of Women self-help groups of Rajasthan Gramin Ajeevika Vikas Parishad (RAJEEVIKA) were trained in plantation and seed collection of Jatropa to increase their income.
- Plantation of 1.40 lakh Karanj, Mahua, Neem and Ratanjot completed in about 20 districts of the state under National Mission on Oil Seeds and Oil Pam (NMOOP) scheme funded by the Government of India.
- To create awareness about the use of biofuel, and advertisement has been published in leading Newspapers of State on the occasion of World Bio-fuel day 2020.
- Rajasthan Biodiesel Rules, 2019 were framed and implemented on the occasion of World Biofuel Day 2019.
- Six Bio-Diesel Manufacturers and ten Bio-Diesel Retail Outlets have been registered under the Rajasthan Bio-fuel Rules-2019.
- 748 household biogas plants were constructed in the state under the New National Biogas Organic Manure Programme (NNBOMP) scheme from January, 2019 to December, 2020 and the grants were released to 627 beneficiaries through Direct Benefit Transfer (DBT) process.

Saansad Adarsh Gram Yojana (SAGY)

The main objective of SAGY is to trigger a process, which shall lead to holistic development of the identified Gram Panchayats. The other objectives include substantially improving the standard of living

and quality of life of all sections of the population and instilling certain values in the villages and their people so that they get transformed into models for

others. These Gram Panchayats are selected by hon'ble MPs. Phase wise progress of SAGY are shown in table 3.2.

Table 3.2 Phase wise Progress of Saansad Adarsh Gram Yojana (SAGY)

Phase	No. of GPs Selected	Baseline survey and VDP completed	Total works in VDP	Works completed	Works are in Progress
I	34	34	1611	1114	145
II	31	31	2247	1534	188
III	17	17	793	326	92
IV	23	17	465	45	76
V	10	1	-	-	-

V.D.P. – Village Development Plan.

Mukhya Mantri Adarsh Gram Panchayat Yojna (MAGPY)

The Scheme is unique and transformative, as it has a holistic approach towards development. It envisages integrated development of the selected village across multiple areas such as agriculture, health, education, sanitation, environment and livelihoods etc. MAGPY lays focus on community participation, social mobilization of village community, which can trigger a chain of other development activities in the village. Strengthening of local democracy through strong and transparent Gram Panchayats and active Gram Sabhas and facilitation of good governance is also an important objective of MAGPY. Personal development through sports, regular physical exercise, balanced nutrition, personal hygiene is another unique aspect of the Scheme. Under the scheme, there is a provision to get the work done through various Central / State sponsored schemes.

In first phase, 196 Adarsh Gram Panchayats have been selected by hon'ble MLAs and out of 16,643 works included in VDP 7,077 works are completed and 674 works are under progress. In second phase, 97 Adarsh Gram Panchayats have been selected by hon'ble MLAs.

Smart Village

"SMART VILLAGE" scheme was initiated in the year 2017-18 with a aim to develop the villages (Villages having population above 3,000 are selected in this scheme) with modern amenities like a city. The funds for this scheme are being provided by various

departmental schemes. 3,275 villages were selected to develop as SMART VILLAGES.

The main activities under the SMART VILLAGE programme include developing drainage system & pucca streets, construction of community toilet, public park/play grounds with open gym, solar or LED lights in streets, developing one road as Swa-Raj Marg, developing primary/sub health centre, senior secondary school, veterinary hospital, food grain storage, and providing house under PMAY-G to all beneficiaries.

Mahatma Gandhi Adarsh Gram Yojana

On the occasion of the 150th birth anniversary (year 2019) of Father of the Nation "Mahatma Gandhi Adarsh Gram Yojana" was launched on 27th November, 2019. Under this scheme, one village in each district is to be selected and developed according to Gandhian values. The main activities of the scheme covers family welfare programs for population control, cooperation in national programs for the nutrition and health of pregnant and lactating women, attention to children's health screening and vaccination, establishment of drug-free society and organising education and skill training programs.

The works to be undertaken in this scheme also include conservation of all natural resources, historical heritage, cultural heritage, religious sites, cremation, burial grounds, protection of sustainable social, cultural and economic development, housing and toilets etc.

The scheme also proposes to organise Independence Day, Mahatma Gandhi Jayanti and Republic Day every year to develop an atmosphere of goodwill. Along with this, "Mera Gaon Mera Gaurav" Day is also organised in the said village every year on 14th November. Under this scheme, "Gandhi Gyan Kendra pustkalaya evm vachnalaya" has been inaugurated in 22 districts of the state.

Shyama Prasad Mukherji Rurban Mission (SPMRM)

The Shyama Prasad Mukherji Rurban Mission (SPMRM) is an attempt to make our rural areas socially, economically and physically sustainable regions. The mission strives to strengthen rural area by providing economic, social and infrastructure amenities, thus leading to sustainable and balanced regional development in the country. The National Rurban Mission (NRuM), aims to create 300 such Rurban growth clusters over the following three years across the country. In the first Phase 2015-16 five clusters selected in Bharatpur, Nagaur, Barmer, Jodhpur and Udaipur district in the State. In second Phase 2016-17 six clusters selected in Alwar, Bikaner, Jalore, Pratapgarh, Banswara and Jaipur district in the State and in 2017-18 four clusters selected in Bansawara, Dungarpur, Pratapgarh, Hanumangarh districts in the State. In the financial year 2019-20 ₹37.95 crore has been spent against the total available fund of ₹130.20 crore and total 296 works have been completed. During the financial year 2020-21 (upto December, 2020), ₹48.78 crore has been spent against the total available fund of ₹122.85 crore and total 413 works have been completed.

PANCHAYATI RAJ

Rajasthan was the pioneer state in introduction of the three tier system of Panchayati Raj in the country, where Panchayati Raj system was inaugurated by the First Prime Minister, Pandit Jawaharlal Nehru, on 2nd October, 1959 in Nagaur, Rajasthan. 24th April, 1993 is a landmark day in the Indian history of the Panchayati Raj, when Constitutional status was provided to the Panchayati Raj Institutions as the third stratum of governance, to fulfil the directive principles of state policy by endowing requisite powers and authority to Village Panchayats to enable them to function as units of self-governance. Article 243(G) of the Constitution of India deals with the

crucial issue of powers, authority and responsibilities of Panchayats. In consonance with the constitutional amendment, The Rajasthan Panchayati Raj Act 1953 was amended in 1994 and Panchayati Raj Rules were introduced in 1996.

Panchayat Raj System has three tier structures:

- **Gram Panchayat:** Gram Panchayat, the first level elected body and the basic unit of democracy, is the local government with specific responsibilities. Gram Sabha is the general body of the citizens of the entire village of Gram Panchayat.
- **Panchayat Samiti:** Panchayat samiti, a local government body, is the link between the Gram Panchayats and the ZilaParishads.
- **Zila Parishad:** Zila Parishad is a local government body at District level to provide essential services and facilities to the rural population.

Basic Functions of Panchayati Raj Department/ Institutions are:-

- To ensure the decentralization as per the spirit of 73rd constitutional Amendment.
- Effective Implementation of Panchayats Extension to Scheduled Areas (PESA) Rules.
- All administrative/establishment matters including recruitments of PRI's Functionaries.
- Building up of the organizational capacity of PRIs, the professional capacity of Elected Representatives with special focus on women representatives and the functionaries, so that they can perform their mandated roles effectively.
- Institutionalizing and using integrated decentralized participatory planning through the Panchayati Raj Institutions and District Planning Committees for convergence of plethora of schemes and pooling of diverse resources for better outcomes.
- Strengthening of Gram Sabhas for effective social audit to ensure transparency and accountability of PRIs.
- Monitoring and implementation of various States Schemes (FFC, SFC-V) including State and Central flagship programmes Swachh Bharat mission (Rural), Rashtriya Gram Swaraj Abhiyaan (RGSA) of the Government that directly touch the lives of the poor in rural areas and promote inclusive growth.

- Mitigating regional backwardness through PRIs.
- Access to sanitation and clean environmental facilities to all in a time bound manner with the functional arrangement for solid and liquid waste management.
- To enable all households to have access to and use toilets and to ensure that all government schools and anganwadis have functional toilets, urinals.
- Supporting the Panchayats to achieve transparency and accountability in their functioning through e-enablement.

Various development programme including State & Central flagship programmes that directly touch the lives of the people in rural area and promotion of inclusive growth are being implemented through Rural Development and Panchayati Raj Department at state level. At present 33 Zila Parishads, 352 Panchayat Samitis and 11,341 Gram Panchayats are in existence in the state.

Grant to Panchayati Raj Institutions

Fifteenth Finance Commission (15th FC)

The period of Fifteenth Finance Commission (FFC) is for five years from 2020-21 to 2024-25. According to the recommendations of the Fifth State Finance Commission, the amount will be distributed among Panchayati Raj Institutions in the ratio of 5:20:75 between the Zila Parishad, Panchayat Samiti and Gram Panchayat respectively. In the interim report of the 15thFC, Government of India, 50 per cent of the recommended grant will be in the form of untied grant and the remaining 50 per cent as tied grant. Untied grant can be used to fulfill the local needs of local bodies (PRIs) such as street light and lighting system, other public buildings/assets like primary/upper primary schools, health sub-centers, cooperative seed and fertilizer storage centers, repair and maintenance of roads and pavements, parks, sports grounds, cremation sites. Tied grant can be utilized for sanitation, sustain the Open Defecation Free (ODF) status and basic services of drinking water supply, water harvesting and water recycling. Against the budget provision of ₹2,000 crore for the financial year 2020-21, an amount of ₹1,931 crore (first installment) has been transferred to PRIs upto December, 2020 and total 11,602 works have been completed by spending an amount of ₹677.04 crore.

Fourteenth Finance Commission (14th FC)

The period of Fourteenth Finance Commission (FFC) was from 2015-16 to 2019-20. The grant in aid is released to Gram Panchayats under Fourteenth Finance Commission. This Grant in aid is provided for supporting and strengthening the basic service delivery of drinking water supply, sanitation, sewerage, water drainage system, solid waste management, street lighting, rural roads, parks, playgrounds, burial and cremation grounds etc. The Gram Panchayats are the executing Agency for the use of grant in aid. Zila Parishads and Panchayat Samitis are responsible for monitoring and evaluation to ensure proper utilization of this Grant. During the financial year 2020-21, an expenditure of ₹877.85 crore was incurred and 28,281 works were completed upto December, 2020.

Fifth State Finance Commission

- The period of Fifth State Finance Commission is for five years (2015-2020). According to the recommendations of the commission, 7.182 per cent of total state's net own tax revenue has to be released to rural & urban local bodies in the ratio of 75.10 : 24.90 on the basis of census 2011.
- As per final report of 2019-20, fund distribution to PRIs will be in the ratio of 5:20:75.
- As per recommendations, the utilization of the Grants would be, 55 per cent for basic and development functions, 40 per cent for implementation of national & state priority schemes and 5 percent would be utilised as incentives for execution of various works or programmes.

The total proposed amount for the financial year 2020-21 is ₹2,267.93 crore. An amount of ₹294.93 crore (For remuneration of panchayat sahayak for the year 2019-20 and 2020-21) and ₹49.44 crore (for COVID-19 special Package) has been released to all Gram Panchayats. During the year 2020-21, ₹434.70 crore has been spent upto December, 2020 including opening balance as on 1st April, 2020 and 13,942 works have been completed.

Swachh Bharat Mission (Rural): Government of India had announced implementation of Swachh Bharat Mission on 2nd October, 2014. State has become Open Defecation Free (ODF) as on March, 2018. The second phase of Swachh Bharat Mission (Gramin)

has been started by the Government of India from the year 2020-21, which will be implemented for five years. The key objective of SBMG Phase II is to sustain the ODF status of villages and to improve the levels of cleanliness in rural areas through Solid and Liquid Waste Management activities, making villages ODF Plus.

Provisions for Swachh Bharat Mission (Gramin):

- **Individual Household Latrine (IHHL) :** The Incentive amount is being provided under SBM-G to Below Poverty Line (BPL) and identified Above Poverty Line (APL) households (restricted to SCs/STs, small and marginal farmers, landless labourers with homestead, physically handicapped and women headed households) upto ₹12,000 for construction and usage of one unit of Individual Household Latrine (IHHL). In the financial year 2020-21 (upto December, 2020) 2,57,313 toilets have been constructed with an expenditure of ₹544.38 crore.
- **Community Sanitary Complex (CSC):** Community sanitary complexes are being constructed by Gram Panchayat with special provision of disabled person with a cost of ₹3.00 lakh. In which there is a provision to spend 30 per cent of the amount from the 15th Finance Commission. During the financial year 2020-21 (upto December, 2020) 10,695 Community sanitation complexes have been constructed and ₹50.17 crore has been spent
- **Solid and Liquid Waste Management :** Solid and liquid waste management works are proposed to be carried out in 8,653 villages in the

state in which there is a provision of spending 70 per cent from Swachh Bharat Mission (Rural) and 30 per cent from the 15th Finance Commission. Preparation of detailed project report (DPR) of solid and liquid waste management of above villages is in progress.

Special Achievement: The Central Government launched Gareeb Kalyan Rozgar Abhiyan to provide employment and sanitation facilities for migrant laborers. The State has achieved 70 per cent progress against targets of construction of community sanitary complexes. The state was rewarded by the Ministry of Jal Shakti for achieving the third position in the scheme

Panchayat Award: In accordance with 73rd amendment of Indian constitution, Government of India had launched this scheme in 2010-11. The awards are given on National Panchayat Day celebrated on 24th April every year for following categories :-

- Under Deendayal Upadhyay Panchayat Shashaktikaran Puraskar (DDUPSP)- under this scheme awards are being provided every year to one best performing Zila Parishad, two Panchayat Samitis and five Gram Panchayats of the State. In the year 2020, the state have received an amount of ₹163 lakh as award for selected PRIs, which have been transferred to the bank accounts of the concerned PRIs. Details of awardee Panchayati Raj Institutions under DDUPSP for the year 2020 are shown in Table 3.3.

Table 3.3 Details of awardee Panchayati Raj Institutions, Under DDUPSP for the year 2020

S. No.	Awardee PRIs
1.	Zila Parishad Ganganagar, District Ganganagar
2.	Panchayat Samiti Mandor, District Jodhpur
3.	Panchayat Samiti Ladpura, District Kota
4.	Gram Panchayat Bhadunda Khurd, P.S.- Jhunjhunu, District Jhunjhunu
5.	Gram Panchayat Udawas, P.S.- Jhunjhunu, District Jhunjhunu
6.	Gram Panchayat 4KSM, P.S.- Anupgarh, District Gangangar
7.	Gram Panchayat 12ND, P.S.- Anupgarh, District Gangangar
8.	Gram Panchayat Nandri, P.S.- Mandor, District Jodhpur

- Nanaji Deshmukh Rastriya Gaurav Gram Sabha Puraskar (NDRGGSP)-Under this award scheme one Gram Panchayat is selected and awarded for excellence in organization of the Gram Sabha as per Panchayati Raj Acts & Rules and norms decided by the Ministry of Panchayati Raj and State Government. The Gram Panchayat Jakhora of Panchayat Samiti Ladpura, Zila Parishad Kota was selected for the year 2020 and awarded with ₹10 lakh.
- Child Friendly Gram Panchayat Award (CFGPA)- Under this award scheme, only one best performing Gram Panchayats of State is awarded for child friendly activities. The Gram Panchayat Sunara of Panchayat Samiti Newai, District Tonk was selected by Ministry of Panchayati Raj, Government of India for the year 2020 and awarded with ₹5 lakh.
- Gram Panchayat Vikas Yojana Award (GPDPA)- This Award was institutionalized in 2019, under this award scheme only one Gram Panchayat is selected for excellence in various criteria, like participatory planning approach, quality of plans-sustainable development goals, low cost, no cost activity, convergence, plan execution & appropriate monitoring system, own sources revenue, process documentation and use of information technology in planning. The Gram Panchayat Nandri of Panchayat Samiti Mandor, District Jodhpur was selected by Ministry of Panchayati Raj, Government of India for the year 2020 and awarded with ₹5 lakh.

Gram Panchayat Development Plan (GPDP)

Gram Panchayat Development Plan (GPDP) is being prepared from the year 2015 as per instructions of the Ministry of Panchayati Raj GoI. Government of Rajasthan has developed state specific guidelines as “Aapni Yojana Aapno Vikas” based on the Central Model guideline of Ministry of Panchayati Raj, Government of India, New Delhi for preparation of quality GPDP Plan and effective implementation of the same. The Gram Panchayat Development plans are prepared in participatory mode by taking proposals in Gram Sabha. After ensuring feasibility and technical vetting of the planned activities from

competent authorities, the approved GPDP by the Gram Sabha is uploaded on e-gram swaraj Portal.

The Ministry of Panchayati Raj, Government of India has initiated people's campaign as “Sabki Yojana Sabka Vikas” for preparation of Decentralized Participative Gram Panchayat Development Plans (GPDP) 2021-22. This campaign was launched in all States of India from 2nd October, 2020 to 31st January, 2021 for ensuring people's participation, identification of needs planning and organizing Gram Sabhas for its approval. As per schedule of People's campaign “Sabki Yojana Sabka Vikas” the Participative and Integrated Gram Panchayat Development Plans are prepared and being uploaded on the e-gram swaraj Portal.

Rashtriya Gram Swaraj Abhiyaan (RGSA)

Panchayat Shashaktikaran Abhiyaan (PSA) was renamed as Rashtriya Gram Swaraj Abhiyaan (RGSA) from the financial year 2018-19 onwards. The funding pattern of the new scheme RGSA is to be shared between Central and State Government in the ratio 60:40. The focus of the scheme is on capacity building of Elected Representatives (ERs) and functionaries, strengthening of basic Infrastructures of PRIs and for training activities. The Plan of ₹103.04 crore has been approved by Government of India for the year 2020-21. During the year 2020-21 total amount of ₹15.58 crore (₹9.35 crore as central share and ₹6.23 crore state share) has been released and an amount of ₹7.70 crore has been spent upto December, 2020.

Village Master Plan

Master Plan will be made for villages with assessment of the land for future provision of education, health, population expansion, sports facility, park, government building, road and other development activities. Officials of Revenue Department and Panchayati Raj Department are jointly preparing the Village Master Plan with the provision for coming 30 years requirement. Suggestions from public representative & other citizens are also invited. Initially Plan will be approved in Gram Panchayat meeting first and then will be approved by Gram Sabha. Provision for complete information regarding Village Master Plan along with progress is available on e-Panchayat Portal. Need assessment and Land

Marking Survey has been completed for the 41,597 villages against 46,106 villages of the State.

Gram Panchayat Bhawan Nirman

The buildings of Gram Panchayats have been proposed to be constructed atleast with 5 Bigha area of land, keeping the view of Rural Secretariat and provision of bringing all the offices at gram panchayat level in one campus, for providing facility to common man. Model Drawings and maps of these Gram Panchayats have already been approved. The tentative cost of each building is ₹50 lakh.

In the year 2014, 723 Gram Panchayats were constituted in the State. Out of these 723 GPs, land has been allotted to 685 GPs and financial sanction for 678 GPs has been issued, 539 works have been completed and 129 works are under progress. 14 GPs are operating in school buildings and other Government buildings/campus.

In the year 2019, 1,456 Gram Panchayats were constituted in the State. Out of these 1,456 GPs, land has been allotted to 917 GPs and financial sanction for 616 GPs has been issued and 314 works are under progress. 63 GPs are operating in school buildings and other Government buildings/campus.

Panchayat Samiti Bhawan Nirman

In the year 2014, 47 Panchayat Samities (PS) were constituted in the State. Out of which 33 works of panchayat samiti building have been completed and 13 works are under progress. The tentative cost of building for each Panchayat Samiti is ₹250-300 lakh. In which State Government share is ₹200 and remaining amount is borne by other departmental schemes.

In the year 2019, 57 Panchayat Samities (PS) were constituted in the State. Land has been allotted to 21 Panchayat Samitis. 3 Panchayat Samitis are operating in school buildings and other Government buildings/campus. Efforts are being made to arrange fund for these buildings.

Ambedkar Bhawan

As per budget announcement 2019-20, in every Panchayat Samiti headquarter, Ambedkar Bhawan will be constructed except in Nagar nigam, Nagar

Parishad and Nagar Palika headquarters. Accordingly in such 146 Panchayat Samiti headquarter, Ambedkar Bhawan will be constructed through Panchayat Samitis. Estimated cost of one Ambedkar Bhawan is ₹55.00 lakh. The total cost of project will be ₹80.30 crore, out of 146 Ambedkar Bhawan, land for 121 bhawan has been identified.

Special work / efforts made by Panchayati Raj Department in Gram Panchayat for prevention of COVID-19 as below

- A special campaign was launched to prevent the spread of corona in rural areas. A sum of ₹0.50 lakh to each gram panchayat, ₹1.50 lakh to each panchayat samiti and ₹5.00 lakh to each district has been allowed to be utilised for prevention of COVID-19 under Fifth State Finance Commission (SFC-V). Total amount of ₹49.44 crores was transferred from the (SFC-V) out of which an expenditure of about ₹32 crore has been incurred up to December, 2020.
- Masks, hand-gloves, sanitizer, manual spray machine, food packets and packets of dry ration were distributed by the Gram panchayats to the villagers and corona warriors as well as sodium hypochloride also was sprayed.
- Garib Kalyan Rojgar Abhiyan (GKRA) has been implemented to provide employment for migrant workers returning to villages, in the wake of COVID-19 outbreak, in 22 districts of the state. In the campaign an expenditure of ₹877.18 crore was incurred from Central Grant and 48,82,629 man-days were generated.

Rajiv Gandhi Jal Sanchay yojana (RGJSY)

Rajasthan is a water starved State with meagre and non-perennial surface water resources and extremely critical state of groundwater. The dismal water sector scenario was further aggravated and intensified by geographical, climatic and demographic vagaries. RGJSY has been launched on 20th August, 2019 to ensure maximum rain water harvesting, water conservation and judicious use of available water sources, to resolve the issue of paucity of water and to improve the status of ground water and cultivable area in the state through effective convergence.

The first phase of RGJSY was started in around 4,000 villages of all 295 blocks of all 33 districts of the State. The completion period of phase-I is two years. Around 1.88 lakh works at a cost of around ₹2,250 crore are to be completed under phase-I. Around 23,146 works have been started so far and around 19,036 works have been completed upto December, 2020.

Pradhan Mantri Krishi Sinchai Yojana (Watershed Component) (PMKSY-WC) / Integrated watershed management programme (IWMP)

Integrated watershed management programme (IWMP) was launched in the year 2009-10 for treatment of land through watershed development works. Projects sanctioned under IWMP are running under Pradhan Mantri Krishi Sinchai Yojana (Watershed Component) since 2015-16. A total amount of ₹4,161.87 crore has been received as central and state shares till December, 2020 which is 53.29 per cent of the sanctioned amount and an expenditure of

₹4,030.52 crore has been incurred. Total 33.41 lakh hectares area has been treated by December, 2020.

RURAL INFRASTRUCTURE

Rural Roads

Roads make a crucial contribution to economic development and growth and bring important social benefits. They are of vital importance in order to make a nation grow and develop. In addition, providing access to employment, social, health and education services makes a road network crucial in fighting against poverty.

The Road Network have to be supplemented with expressways to keep pace with the requirement of uninterrupted movement of fast vehicles along the arterial roads. It has been shown that a paved surface in reasonable good condition can contribute 15 to 40 per cent saving in vehicle operation cost. village road length in the state is given in table 3.4.

Table 3.4 Village Road Length in the State as on 31st March, 2020

(In Km)

BT	MR	GR	FW	TOTAL
139623.23	1692.16	36223.39	2678.57	180217.35

(BT- Black Top, MR-Metal Road, GR-Graveled Road, FW-Fair Weather)

There are 43,264 inhabited villages in the State as per census 2011. The connectivity of villages by Black Top

(BT) road in different population groups at the end of 2019-20 and upto December, 2020 is shown below in table 3.5.

Table 3.5 Road Connectivity of Villages

Sr. No.	Population Group	Total number of inhabited villages (as per census 2011)	No. of Villages connected as on March, 2020	No. of Villages connected up to December, 2020 (Provisional)	Per cent of Villages connected
1	1000 & Above	17284	17136	17176	99.38
2	500-1000	12421	11704	11721	94.36
3	250-500	7638	6116	6116	80.07
4	100-250	3518	1739	1739	49.43
5	Below- 100	2403	880	880	36.62
	Total	43264	37575	37632	86.98

During the year 2020-21, the important achievements of road development upto December, 2020 are given below:

- 821Km BT roads have been constructed under Pradhan Mantri Gram Sadak Yojana (PMGSY), Missing links, State Road Fund and Rural Roads.
- 6 habitations (Dhani/Majara) having population 250 and above were connected under PMGSY.
- 57 villages having population 500 and above as per census 2011 were connected under State Road Fund Village Connectivity Scheme.
- 40 Km Gramin Gaurav Path (CC road) completed.
- As per budget announcement of 2019-20 Wall to Wall Vikas Path in each Gram Panchayat would be constructed in next five years. Vikas Path is to be constructed by cement concrete block with covered drains and utility services etc. Selection of village and alignment of Vikas Path will be done by a District Level Committee. Sanction of first phase to construct 173.75 Km Vikas path with estimated cost of ₹143.53 crore at 183 gram panchyat, has been issued in November, 2019. 38 works have been completed and 145 works are in progress. During 2020-21, 2 Vikas Path or 8 to 10 Km roads for renewal in each constituencies will be taken up.

Rural Electrification

To achieve the 100 percent rural electrification in the State, the state government has electrified 43,199 villages up to December, 2020. In addition, 1.14 lakh dhans and 93.88 lakh rural households have also been electrified. All willing households in the rural areas have been electrified, as on March, 2019. During financial year 2020-21 (upto December, 2020) 30,711 agricultural connection have been released to farmers.

RURAL NON-FARM DEVELOPMENT AGENCY (RUDA)

Rural Non-Farm Development Agency (RUDA) was established in November, 1995 by the Government of

Rajasthan as an independent agency to promote the Rural Non-Farm Sector (RNFS) in the state. RUDA follows a sub-sectoral, integrated and cluster based approach for promoting self-employment for artisan families as viable avenues of sustainable livelihoods. For the development of artisans of the State, RUDA strives to implement various interventions that include skill augmentation, technological development & dissemination, design and product development, credit and market facilitation/support through organizing fairs and training camps. By these activities, sustainable employment is being provided to large number of artisans, weavers, potters, stone sculptors.

The impact of these interventions of RUDA can be seen as an alternate avenue of sustainable income through self employment with enhanced capabilities to the participating artisans in core sub sector like Wool, Leather and Minor Minerals, in drought prone state like Rajasthan. This is a unique organization working in Non-farm sectors in India.

Geographical Indication (GI) Registration:

RUDA has obtained GI Registration for crafts like, Pokran Pottery, Blue Pottery, Kota Doria and Sanganer & Bagru Handblock print under its Intellectual Property Rights (IPR) initiatives.

RUDA carries out its activities in 3 major sub sectors, which are as follows:

- Leather
- Wool and Textile
- Minor Mineral (SCP)

State Plan Head is the main source of funding for conducting RUDA activities. In this head, a target has been set to benefit 1,500 artisans by making a financial provision of ₹225.00 lakh against which ₹88.94 lakh has been incurred during financial year 2020-21, upto December, 2020.



INDUSTRIAL DEVELOPMENT

- Rajasthan is the 2nd largest producer contributing around 22-23 per cent of total crude oil production in the country.
- Rajasthan is the sole producer of Lead & Zinc ores, Selenite and Wollastonite. Almost entire production of Silver, Calcite and Gypsum in the country comes from Rajasthan.
- To strengthen the existing Single Window Clearance System and facilitate investment proposals under one roof, “One Stop Shop” facility is being established.
- The MSME unit registered under The Rajasthan Micro, Small and Medium Enterprises (Facilitation of Establishment and Operation) is exempted from approvals and inspections under all State laws for 3 years.
- The Rajasthan Investment Promotion Scheme-2019 provide concessions such as upto 100 per cent reimbursement of SGST for 7 years for new investment in manufacturing & service sector industries and exemption in electricity tax, stamp duty and mandi duty up to 100 per cent.
- State Government vide its notification dated 19th August, 2020 has revised the rates of minimum wages for unskilled, semi-skilled, skilled and highly skilled workers to ₹225, ₹237, ₹249 and ₹299 per day respectively with effect from 1st May, 2019.

INDUSTRIAL OVERVIEW

Several industry specific reform initiatives taken by the Government have significantly improved the overall industrial environment of the State. The thrust of public policy is on environmentally sustainable industrialization, with generation of maximum employment opportunities and augmentation of State revenue. The sectoral contribution of the Industries sector in the total Gross State Value Added (GSVA) of the state stands at 24.80 per cent at current prices in 2020-21. The contribution of manufacturing and mining sector to GSVA at current prices are 9.31 per cent and 4.15 per cent respectively in 2020-21.

The State is endowed with abundant physical resources, rich mineral wealth, world-renowned handicrafts, handloom and outstanding skills. These provide ample opportunities for manufacturing, beneficiation, processing activities and services in the MSME sector, which has been the strength of the State. State has a very strong base of MSMEs in Gems

and Jewellery, Handicrafts, Food Processing, Auto Components, Textiles, Leather and Dimensional Stones. It is the vision and endeavour of the State to encourage and give a fillip to the setting up of micro, small and medium enterprises in the State and create an enabling and conducive environment for them to attain a high competence level.

State Government has identified exports as one of the thrust areas for economic development. The potential for exports from the State is huge. In order to augment the shares of exports in the national exports basket, the state has continuously been striving in introducing various exports oriented reforms. Incubation of Rajasthan Export Promotion Council and development of Export Promotion Industrial Parks (EPIP) are key measures which shall boost exports from the state. All sustained efforts made by the State are focusing on making Rajasthan the most preferred investment destination in India with the most conducive eco-system for inclusive and sustained industrial development.

Manufacturing Sector in Rajasthan

The Industry sector comprises of mining & quarrying, manufacturing, electricity, gas, water supply & other utility services and construction. The manufacturing sector is the highest contributor to the Gross State Value Added (GSVA) of Industry sector in the state. The GSVA of manufacturing sector in Rajasthan is about ₹83,766 crore in 2020-21 at current prices, accounting for 9.31 per cent of contribution to the total GSVA of the State. The sector is estimated to decline by 8.01 per cent in 2020-21 over 2019-20 at constant (2011-12) prices. In terms of value addition, non-metallic mineral production, motor vehicles & accessories for motor vehicles, textile, chemicals & chemical products and fabricated metal product industries contribute the most to Manufacturing Sector.

Index of Industrial Production (IIP)

The Index of Industrial Production (IIP) compares the growth in the general level of industrial activities in the economy with reference to a comparable base year. The IIP is the leading indicator for industrial performance in the State, compiled on a monthly basis. The IIP series (Base 2011-12) is based on three broad groups i.e. Manufacturing, Mining and Electricity. The growth of IIP in Rajasthan has been showing an increasing trend from 2016-17 to 2018-19 and decreasing trend in 2019-20 and 2020-21.

Overall industrial performance as per IIP for the financial years 2016-17 to 2020-21 is given in table 4.1 and figure 4.1.

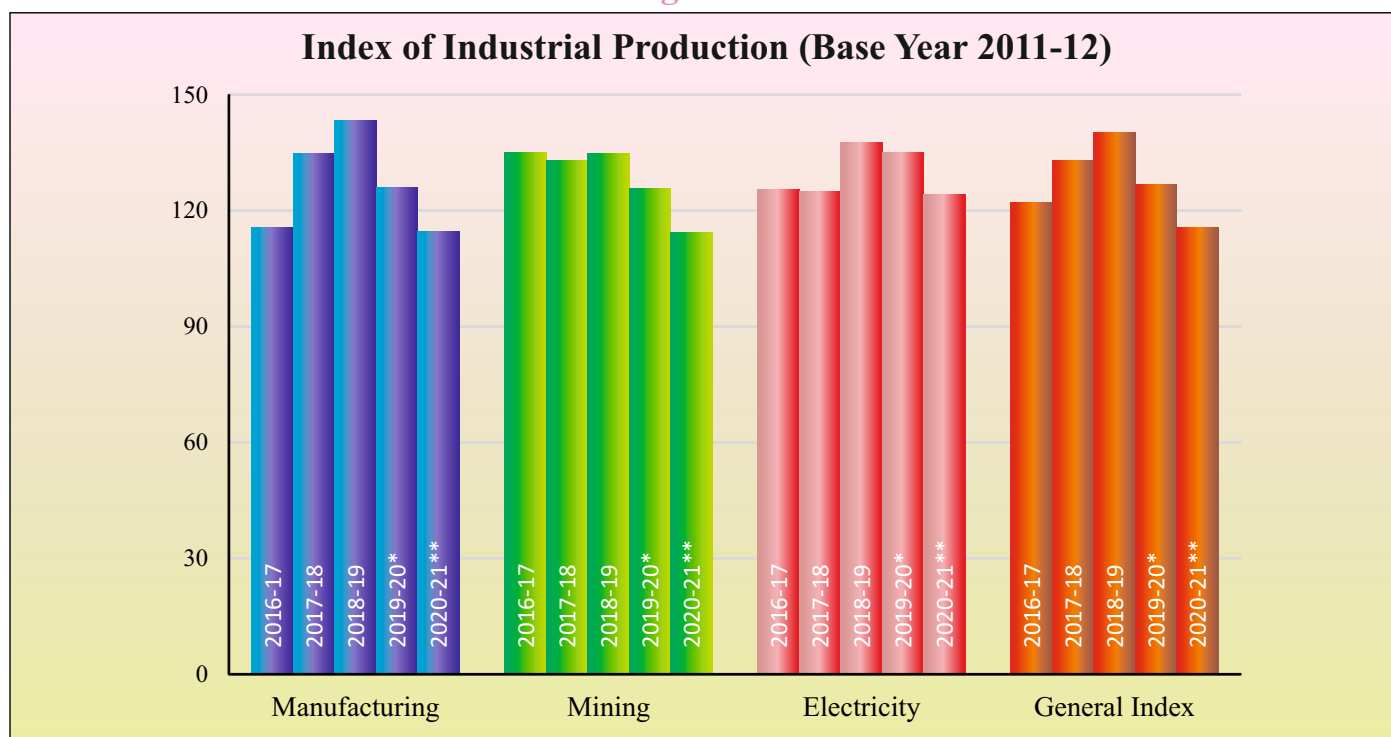
Table 4.1 Index of Industrial Production (Base Year 2011-12)

Sector	2016-17	2017-18	2018-19	2019-20*	2020-21**
Manufacturing	115.71	134.71	143.39	125.93	114.68
Mining	135.04	132.85	134.76	125.60	114.34
Electricity	125.32	124.96	137.70	135.15	124.16
General Index	122.11	133.08	140.37	126.90	115.67

*IIP Index 2019-20 (Provisional)

**Upto December, 2020 (Provisional)

Figure 4.1



Micro, Small and Medium Enterprises (MSME) MSMEs constitute an important segment in the economy as their contribution towards State's industrial production, export, employment and creation of entrepreneurship base is quite significant. In particular, their contribution to employment generation is widely recognized. As such, various policy measures to promote and support MSMEs are implemented in the State, some of which are indicated below:

- **Udhyog Aadhaar Memorandum (UAM) of micro, small and medium enterprises:** Udhyog Aadhaar Memorandum Acknowledgement Act, 2015 has been implemented in Rajasthan State and online registration has been started since 18th September, 2015. MSMEs can file memorandum on “UAM Portal” of the Government of India.

During the financial year 2020-21, total 29,185 industrial units have been registered online on UAM portal upto 30th June, 2020. These units with a total investment of ₹6,058.44 crore have generated opportunity of direct employment for 1,69,395 persons.

The Udyam Registration Portal has been started by the Government of India from 1st July, 2020 in place of the UAM portal.

- **Mukhyamantri Laghu Udyog Protsahan Yojana (MLUPY):** For setting up new enterprises in the manufacturing, service and trade sectors and for expansion, modernization, diversification of existing enterprises to provide loans upto ₹10 crore through financial institutions, "Mukhyamantri Laghu Udyog Protsahan Yojana" has been notified and commenced from 13th December, 2019. Under this scheme, 8 per cent interest subsidy on loans upto ₹25 lakh, 6 per cent interest subsidy on loans upto ₹5 crore and 5 per cent interest subsidy on loans upto ₹10 crore are being provided to entrepreneurs. During the financial year 2020-21 (upto December, 2020), amount ₹685.57 crore has been distributed among 4,068 entrepreneurs.

- **The Rajasthan Micro, Small and Medium Enterprises (Facilitation of Establishment and Operation) Act-2019:** To encourage hassle free establishment of Micro, Small and Medium enterprises, 'The Rajasthan Micro, Small and Medium Enterprises (Facilitation of Establishment and Operation) Act' was enacted on 17th July, 2019 in the State.

For the execution of this Act, the Government of Rajasthan on 12th June, 2019 launched a web portal “<https://rajudyogmitra.rajasthan.gov.in/>” on which applications are filed. MSME unit is required to submit only a 'Declaration of Intent' electronically or physically to the nodal agency which issues an 'Acknowledgement Certificate' as per which an MSME unit is exempted from approvals and inspections under all State laws for 3 years from the date of issuance of the Acknowledgement Certificate.

During the financial year 2020-21 (upto December, 2020), a total of 4,608 Declaration of Intent were received and Acknowledgement Certificates have been issued instantaneously to them. Out of these, 2,145 certificates of Micro category, 1,526 of Small category and 937 applications of Medium category have been issued. Out of total Declaration of Intent received, 61 percent were in the manufacturing sector while 39 percent were in the Service sector.

Exports

The State Government has identified exports as one of the thrust areas for economic development. The significance of exports from the state lies not only in earning valuable foreign exchange for the country's exchequer but also in indirect benefits to the state such as: expansion of market opportunities for its produce, improvement in product quality and subsequent handling techniques, technological up gradation in terms of plant, machinery and manufacturing process, greater employment opportunities etc.

In Rajasthan engineering goods, textiles, handicrafts, gems & jewellery and metal are top five export items that account for more than 50 per cent of exports from the State. The total exports for the

financial year 2019-20 equalled ₹49,946.10 crore.

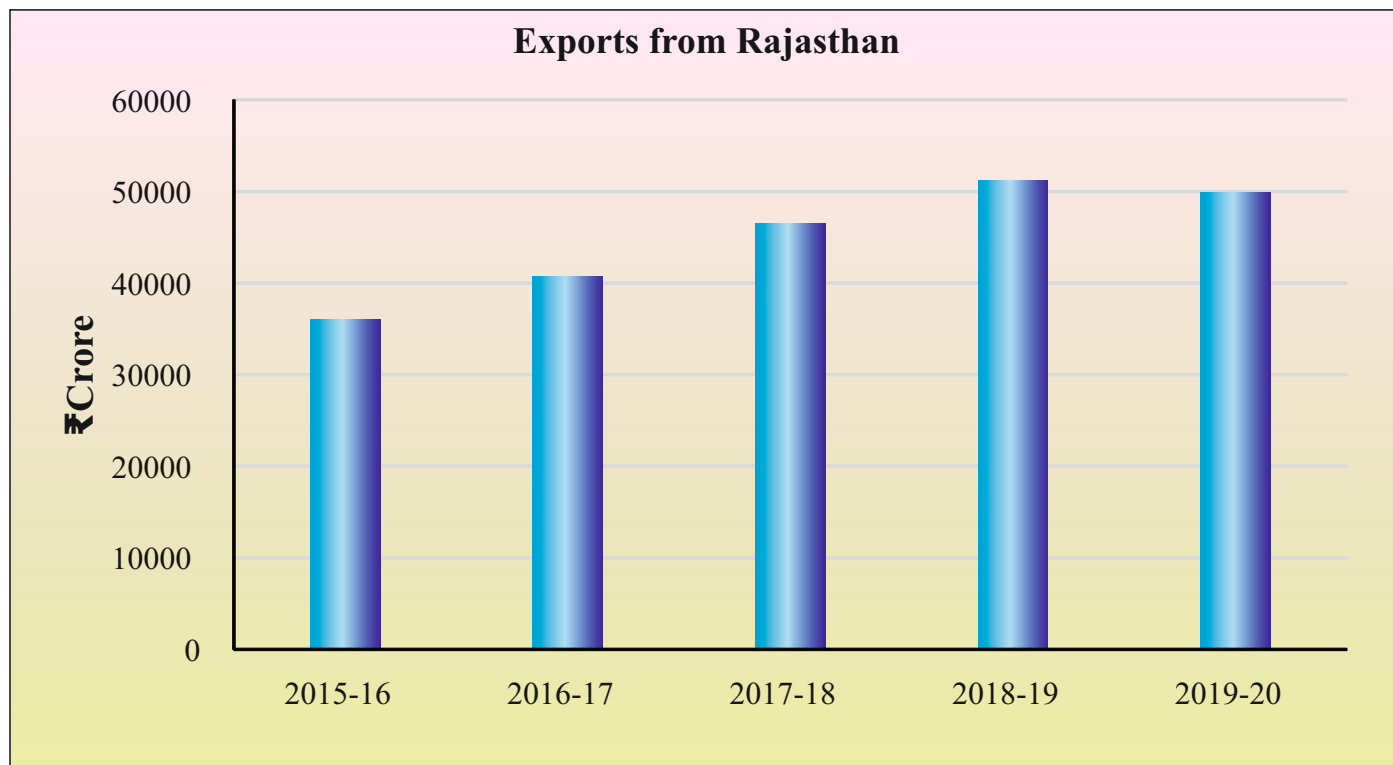
Details of export from Rajasthan is shown in table 4.2 and figure 4.2.

Table 4.2 Exports from Rajasthan

(₹Crore)

S. No.	Products	2015-16	2016-17	2017-18	2018-19	2019-20
1	Textiles	4812.36	5256.61	5667.30	6750.11	6165.79
2	Agro & Food Products	3093.67	3720.43	4204.84	4525.87	3708.96
3	Gem & Jewellery	5344.84	5695.33	5264.38	5737.55	5109.60
4	Engineering	4754.48	5629.20	7350.17	7632.99	7674.76
5	Metal					
	1. Ferrous	753.70	745.06	935.07	970.59	1216.60
	2. Non-Ferrous	1023.61	3129.20	4065.19	3343.21	3182.29
6	Dimensional Stones Marble, Granites & articles of stone mica etc.	2904.17	3102.51	3172.40	3354.58	3208.81
7	Mineral fuels, Mineral oils & Products, Bituminous Substances, Mineral waxes, Ores, Slags & Ash	9.66	13.40	138.96	168.96	871.39
8	Electronics & Computer Software	2305.02	2439.73	2531.42	2833.24	2729.70
9	Wool & Woollens	78.36	62.93	91.73	139.11	130.74
10	Chemical & Allied	4144.56	3404.74	4231.55	5901.94	4260.30
11	Drugs & Pharmaceuticals	398.21	469.28	604.64	1027.35	1899.69
12	Plastic & Linoleums	636.18	701.94	922.87	896.85	1178.65
13	Handicrafts	3342.65	3831.36	3701.55	4825.42	5219.48
14	Leather & Leather products	230.02	266.66	296.89	356.85	226.25
15	Readymade Garments	1579.36	1660.61	1831.51	2078.28	2073.20
16	Carpet (Durries)	568.92	626.84	1095.32	625.67	563.08
17	Others	67.70	20.28	371.13	9.84	526.81
	Total	36047.47	40776.11	46476.92	51178.41	49946.10

Figure 4.2



For the comprehensive development of exports, the state has continuously been strived towards introducing various export promotion initiatives which are provided as below:-

State Level Exports Award Scheme: The scheme was declared in the Industrial Policy, 1994 with the objective of encouraging exporters of the State. There is a provision for selection of 33 outstanding exporters in 16 categories. Under this, one best exporter every year in the State will also be awarded with "Lifetime Achievement Export Ratna Award". To encourage exports from the State "Rajasthan Export Promotion Council" (8th November, 2019) and "Rajasthan Export Promotion Coordination Council" (25th October, 2019) were formed.

Training Programme on Export Promotion, Procedure and Documentation: This scheme was implemented during the 12th five-year plan. Its implementation period has been extended upto 31st March, 2023. For the aspiring traders that aim to start their own export businesses, 2 days training programmes are being organised under the Scheme. During the financial year 2020-21, these programmes

have been proposed in 7 districts including Ajmer, Jhunjhunu, Jalore, Dholpur, Baran, Pratapgarh and Tonk.

Ease of Doing Business

The State Government has continuously pursued rationalization of the regulatory process for establishing businesses and industrial units across departments. To improve the Ease of Doing Business, State is following and implementing the yearly Business Reforms Action Plans of "Department for Promotion of Industry and Internal Trade (DPIIT)", Government of India.

DPIIT issues yearly Business Reform Action Plan for the States. DPIIT and World Bank Group assess the reform implementation and release Ease of Doing Business ranking for all the States.

Business Reform Action Plan (BRAP) includes recommendations relating to Transparency Enablers, Issuance of Online Approvals, Rationalization of Inspections, Single Window Clearance System and Policy Reforms. Department of Industries is the nodal department for Ease of Doing Business initiatives.

The status of the BRAP since 2015 is reported below in brief.

- a) Business Reform Action Plan 2015 (285 Reform Points): Rajasthan stood 6th rank with 61.04 percent implementation of reforms. Top seven States including Rajasthan were categorised as “Aspiring Leader States”.
- b) Business Reform Action Plan 2016 (340 Reform Points): Rajasthan stood 8th rank with 96.43 per cent (National Average 48.93 percent) implementation of the reforms and was declared one of India's “Leader States”.
- c) Business Reform Action Plan 2017 (372 Reform Points): Rajasthan ranked 9th in the country with a combined score card of 95.70 per cent implementation of improvement evidence and feedback of 372 reform points and was declared one of India's “Top Achievers”.
- d) Business Reform Action Plan 2019 (80 Reform Points) - Rajasthan secured 8th place in Reform Points Execution in India.

The subsequent section provides the progress of various departments responsible for the industrial development of Rajasthan.

DEPARTMENT OF INDUSTRIES

Public policies and interventions for industrial development in the State are implemented through several institutions spearheaded by the Department of Industries. It is the nodal department to promote the development of industries and handicrafts in the State and providing necessary guidance, assistance and facilities for industrial activities. Presently, 36 district industries centres and 8 sub-centres are working in the State for providing inputs and other facilities to the entrepreneurs. For the convenience of entrepreneurs, MSME Investor Facilitation Centre (MIFC) has been established in Jaipur, Ajmer, and Jodhpur to provide necessary information to entrepreneurs.

The committee was constituted as a dispute and redressal mechanism under the chairmanship of the chief secretary at the State level and district collector

at the district level, to encourage investment coming into the state and solve the difficulties faced in setting up new enterprises, whose decision is binding upon all departments.

For redressal of cases of delayed payment of micro and small enterprises of the state, under the powers conferred by the Micro, Small and Medium Enterprises Development Act-2006, 4 Micro and Small Enterprise Facilitation Councils have been reconstituted as 2 Facilitation Councils at State level and 7 at Divisional level. A total of 9 councils have thus been formed.

The achievements under various programmes/schemes of industrial development are as follows:

Large & Medium Scale Industries (LMI): In 452 large industrial units by investing ₹1,48,541.78 crore 2,21,573 persons have received employment opportunity and in 235 medium industrial units by investing ₹2,018.42 crore 19,471 persons have received employment opportunity till the year 2019-20 (Provisional data).

Industrial Entrepreneurship Memorandum (I.E.M): 25 proposals for establishment of large industries with an investment of ₹9,328.00 crore have been submitted during the financial year 2020-21 (upto November, 2020) to the Government of India.

Prime Minister Employment Generation Programme (PMEGP): This scheme aims to generate employment opportunities by promoting industrial service and commercial activities in rural and urban areas of the State. During the financial year 2020-21 (upto December, 2020), 732 units have been provided loans from banks and ₹20.55 crore margin money has been provided by the Government of India.

Industrial Promotional Camp: Industrial Promotional Camps were organised at district and 'panchayat samiti' level to promote industrial development and to make people aware of the procedure for establishment of industrial units. During the financial year 2020-21 (upto December, 2020), 5 camps at district level and 67 camps at 'panchayat samiti' level have been organised.

Leather Training Industries: During the financial year 2020-21 (upto December, 2020), 125 persons have been trained against the annual target of 375 to promote leather industry. Training was given in leather dyeing/leather based product technique improvisation. During the financial year 2020-21 (upto December, 2020), expenditure of ₹3.37 lakh has been incurred.

Rajasthan Industrial Development Policy-2019: Rajasthan Industrial Development Policy-2019 came into force from 1st July, 2019 with a view to promoting inclusive, balanced, sustainable and eco-friendly industrial development, creating infrastructure and employment opportunities, promoting balanced regional industrial development to emerge Rajasthan as the most preferred investment destination in India with a robust eco-system.

Rajasthan Investment Promotion Scheme – 2019: To promote rapid, sustainable and balanced industrial development in the state, Rajasthan Investment Promotion Scheme, 2019 has been made effective from 17th December, 2019. In this scheme provisions have been made to provide concessions such as upto 100 per cent reimbursement of SGST for 7 years for new investment in manufacturing & service sector industries and exemption in electricity tax, stamp duty and mandi duty up to 100 per cent. Under the scheme, exemption certificates were issued for 2,273 applications with investment proposal of ₹56,238.05 crore in the financial year 2020-21 upto December, 2020.

Under Rajasthan Investment Promotion Scheme – 2014, 132 applications have been received with investment proposal of ₹1,126.51 crore during the financial year 2020-21 (upto December, 2020). Out of these, exemption certificates for 45 applications (investment of ₹532.63 crore) have been issued.

Corporate Social Responsibility (CSR): As per the section 135 of Companies Act- 2013, the companies having net worth of ₹500 crore or more; or turnover of ₹1,000 crore or more; or net profit of ₹5 crore or more during any financial year, are required to

spend 2 per cent of the average net profits of the Company made during the 3 immediate preceding financial years in activities stated in Schedule- VII of the Act.

Rajasthan CSR Web-Portal (www.csr.rajasthan.gov.in) is a unique interactive portal created by Department of Industries, Government of Rajasthan. This portal is designed for identifying and listing of CSR companies and CSR projects/programmes within the State. With help of this portal companies can directly find out the implementing agencies and can recommend a CSR project to them.

As on 31st December, 2020 a total of 122 Corporates, 21 Government Departments, 260 Implementing Agencies and 47 Service Providers have registered themselves on the CSR Portal. The amount of ₹579.40 crore is estimated to be incurred in 149 CSR projects across the State.

To properly implement the provisions of Corporate Social Responsibility (CSR), Rajasthan Corporate Social Responsibility Authority has been constituted by the State Government on 6th November, 2019. It provides proper guidance regarding new provisions and develops appropriate infrastructural facilities from the amount received.

Registration of Partnership Firms: In the financial year 2020-21 (upto December, 2020), 3,426 partnership firms have been registered with revenue collection of ₹12.69 lakh through registration of firms and ₹5,000 through registration of 5 number of non-trading companies.

Artisans Identity Card: An online artisan identity card is issued on the Single Sign On (SSO) portal to the artisan of the age group of more than of 18 years by their respective District Industry Centre. Office of the Development Commissioner, Handicrafts, Government of India, also issues identity card for handicraft artisans. During the year 2020-21 (upto December, 2020), 2,728 Artisans Identity Cards have been issued by the Development Commissioner Handicrafts, Rajasthan.

BUREAU OF INVESTMENT PROMOTION (BIP)

Bureau of Investment Promotion is the Investment Promotion Agency of Rajasthan that facilitates large investment proposals in the State. Since its inception in the year 1991, BIP acts as an interface between investors and the government for speedy clearances and redressal of issues. BIP is the Nodal Agency for the State Empowered Committee (SEC) headed by the Chief Secretary for investment above ₹10 crore. SEC examine applications for permission and customized packages and makes recommendations to Council of Ministers.

In the two meetings of State Empowered Committee held from January, 2020 to December 2020, 5 proposals with the proposed investment of ₹47,408.81 crore and employment to 5,851 persons were recommended.

BIP participated in the following events with aims to interact with potential investors, business leaders, project the image of the State as an ideal investment destination and to attract investments in varied sectors:-

1. Jaipur and Virtual Retail Supply Chain Expo (30-31, August, 2020).
2. Webinar by PHDCCI on Developing Rajasthan as Solar Component Hub in India- Immense opportunities for MSME, (8th November, 2020).
3. Webinar by FICCI Domestic Manufacturing Energy Sector (2nd November, 2020).
4. Virtual Meeting of CII Rajasthan State Council held on 9th September, 2020.
5. Webinar based interaction with UAE Industry Members organized by CII on 23rd October, 2020.
6. Webinar for Members of ACMA organized by RIICO on 23rd November, 2020.
7. Interactive webinar on Developing Film cities in Rajasthan – Tremendous opportunities for film making & Tourism Promotion on 21st December, 2020 by PHDCCI.

Single Window Clearance System (SWCS): Single Window Act has already been introduced with the objective to provide time bound grant of various

licenses, permissions and approvals. By December, 2020, 105 services of 15 departments are being provided under SWCS. During the financial year 2020-21 (upto December, 2020), a total of 31,844 applications have been received for approvals/clearances from various departments. Out of these, 27,278 proposals have been given clearances from various departments.

One Stop Shop

To strengthen the existing Single Window Clearance System (SWCS), facilitate investment proposals more effectively and expedite requisite approvals/clearances/permissions for the same in time- bound manner under one roof, “One Stop Shop” facility is being established by Bureau of Investment promotion. Under the One Stop Shop, a “Board of Investment” has been constituted under the chairmanship of the Hon'ble Chief Minister to provide approvals/clearances to the investment proposals.

The Rajasthan Enterprises Single Window Enabling and Clearance (Amendment) Act, 2020 was notified in the Rajasthan Gazette on 16th September, 2020. Under the One Stop Shop facility, the applicant can apply through the online portal “[https://: rajnivesh.rajasthan.gov.in](https://rajnivesh.rajasthan.gov.in)”.

RAJASTHAN STATE INDUSTRIAL DEVELOPMENT & INVESTMENT CORPORATION LIMITED (RIICO)

Rajasthan State Industrial Development & Investment Corporation Limited (RIICO) is the apex organization engaged in fostering growth of industrialization in the State. It also helps in developing industrial infrastructure and providing financial assistance to attract investment in the State. The key progress made by RIICO is highlighted below:-

Infrastructure Development: RIICO develops industrial areas and infrastructure facilities for the industrial units. During the financial year 2020-21 (upto December, 2020), RIICO has developed 118.82 acres of land and allotted 833 plots. During this

period, the Corporation has incurred an expenditure of ₹226.30 crore on industrial areas and recovered ₹529.61 crore from the same.

Financial Assistance: RIICO provides financial assistance to industries and other projects for industrial development in Rajasthan. It also provides rebates and incentives for development of small, medium and large-scale units in Rajasthan. It also provides technical and managerial assistance/services to entrepreneurs.

One of the major activity of RIICO is to provide term loan assistance to various projects in the state. During financial year 2020-21 (upto December, 2020), term loan of ₹11.10 crore has been sanctioned, ₹32.93 crore term loan disbursed and ₹57.85 crore has been recovered.

Centrally Sponsored Schemes

- A) ASIDE Scheme:** Various ASIDE (Assistance to States for Development of Export Infrastructure and Other Allied Activities) schemes are being implemented that are aimed at developing infrastructure facilities for export promotion with the assistance of Central Government. Out of the 31 schemes approved, work on 30 schemes has been completed and one scheme has been dropped on account of closure of ASIDE Scheme by Government of India. Total expenditure of ₹377.97 crore has been incurred on all these projects upto December, 2020.
- B) Mini Growth Centre:** To provide integrated infrastructure in rural and undeveloped areas for the small scale industry, Mini Growth Centers have been established. At present 35 projects at the cost of ₹206.85 crore have been sanctioned with a grant of ₹96.16 crore. Government of India has released ₹65.36 crore for the projects. Out of the 35 projects, 17 projects have been completed. During the financial year 2020-21 (upto December, 2020), an expenditure of ₹125.26 crore has been incurred on all 35 projects.

Development of Special Parks by RIICO

- A) Agro Food Parks:** RIICO has developed four Agro Food Parks at Boranada (Jodhpur), Kota, Alwar and Sriganganagar. RIICO has planned an “Agro & Food Processing Zone” at Industrial Area Tinwari, Jodhpur in approximately 33 hectares of land.
- B) Japanese Zone:** RIICO has set up Japanese Zone at Neemrana Industrial Area, District Alwar. Several multinational companies such as Nissin, Mitsui, Daikin and Dainichi Colour, are operating in the industrial area. Presently 45 units are operational in the park. An investment of ₹5,860 crore has been made in these units, while providing employment (Direct/Indirect) to approximately 16,557 persons.

Another Japanese Zone has also been established at Ghiloth Industrial Area, Alwar in approximately 534 acres of land.

- C) Special Economic Zones (SEZs):** RIICO has established two Special Economic Zones (SEZ) that is, Gems & Jewellery I & II, (now Multiproduct SEZ) at Sitapura Industrial Area, Jaipur. During financial year 2020-21 (upto December, 2020), exports of about ₹959.66 crore has been made. The total 11,131 persons have been employed till December, 2020.

Mahindra World City (Jaipur) Limited, a joint venture of Mahindra group & RIICO has established a Multi-product SEZ in Jaipur wherein investment of around ₹5,248.10 crore. During the financial year 2020-21 (upto December, 2020), export of around ₹1,372.16 crore has been made. The total 48,062 persons have been employed till December, 2020.

Physical and financial achievements of activities of the corporation are given in Table 4.3.

Table 4.3 Physical and Financial Achievements of Activities of the Corporation

Item	Target 2020-21	Achievements 2020-21#
Financial assistance (Term loan)		
a) Sanction (₹Crore)	60.00	11.10
b) Disbursement (₹Crore)	80.00	32.93
c) Recovery (₹Crore)	120.00	57.85
Infrastructure development		
a) Land Acquired (Acres)	*	0.00
b) Land Developed (Acres)	*	118.82
c) Plots allotted (Numbers.)	2500	833**
Others		
a) Expenditure on Infrastructure Development (₹Crore)	675.98	226.30
b) Recovery of Infrastructure dues (₹Crore)	909.95	529.61

#Upto December, 2020

* Targets not decided.

** Allotment letter issued for 585 plots, bid approved for 248 plots and offer letter issued but allotment letter not issued.

RAJASTHAN SMALL INDUSTRIES CORPORATION LIMITED (RAJSICO)

The Rajasthan Small Industries Corporation Limited was established in June, 1961, for providing assistance to small scale industries and for artisans to facilitate marketing of their products. Being a commercial organization, it is striving to introduce changes in design and introduce new products with new technology, in response to the market demand. Corporation also provides direct benefits to the artisans through welfare schemes with the objective of uplifting and promoting the rich handicrafts of the state. During the financial year 2020-21 (upto December, 2020), the turnover of RAJSICO has been ₹16.67 crore.

Corporation has been providing employment, both directly and indirectly, to more than 10,000 persons every year. The corporation is also providing export infrastructure services to the Rajasthan exporters/importers through dry ports (Inland Container Depots) situated at Jaipur, Jodhpur, Bhilwara and Bhiwadi. At present, only export/import facilities are provided from Inland Container Depots (ICD),

Jodhpur and Jaipur. Besides this, the corporation is also providing airway export facilities by air through Air Cargo Complex situated at Sanganer Airport, Jaipur.

The other functions of RAJSICO include providing marketing assistance to small scale industries and supplies to the Small Scale Industries (SSI) products, like barbed wires, desert coolers, RCC Pipes, Tents and Tarpaulin, Steel furniture, Polythene bags, Angle iron posts etc. to the Government departments. Approximately 50 industrial units were provided such facilities during the year 2020-21. Besides this, the Corporation procures raw materials like iron & steel and coal from Steel Authority of India Ltd and distributes them to 50 SSI units of the State.

The Corporation purchases handicrafts items directly from the craftsmen through its central stores and market them through its outlets RAJASTHALI situated at Jaipur, Udaipur, Delhi, and Kolkata. Handicrafts items are procured from 450 artisans all over Rajasthan. The Corporation has organized exhibitions all over India to promote the craftsperson's. During the financial year 2020-21 (upto December, 2020), the turnover of the Handicrafts items has been ₹140.41 lakh.

RAJASTHAN FINANCIAL CORPORATION (RFC)

Rajasthan Financial Corporation (RFC) was established in the year 1955 under the State Financial Corporations Act, 1951 with the objective of fostering financial needs for setting up of new industries, expansion and renovation of existing ones, upto ₹20 crore. The RFC has made its role important/existence in the industrialization in the state of Rajasthan. The RFC has made available loans as financial assistance of ₹8,400.45 crore to 83,736 units since inception to 31st March, 2020. Keeping in view the needs of the entrepreneurs, following loan schemes are being operated by the Corporation:

Loan Schemes of the Corporation

- General Project Loan Scheme
- Scheme for service sector
- Scheme for Commercial Real Estate (CRE) Sector
- Scheme for specified class/persons i.e. SC/ST/Specially Abled Persons/Women Entrepreneurs
- Single window scheme. (For tiny and SSI units having project cost upto ₹200 lakh)
- Scheme for qualified professionals
- Financing Against Assets Scheme
- Switchover Loan Scheme
- Saral Scheme
- Top up Loan Scheme for existing borrowers of MSME

- Scheme for financing Solar Power Projects
- Scheme for financing against land allotted by RIICO for Industrial units, Hotels and Hospitals
- Special Loan Scheme for Marble Processing Units having import license
- Yuva Udyamita Protsahan Yojana (YUPY)

Good Borrowers Loan Schemes

- Short term Loan Scheme (STL)
- Working Capital Loan Scheme
- Special purpose WCTL scheme
- WCTL to non-assisted units Scheme
- Gold Card Scheme
- Platinum Card Scheme
- Units promoted by Good Borrowers Scheme
- Flexi Loan Scheme

Yuva Udyamita Protsahan Yojana (YUPY): To ensure participation of youth in the industrialization of the state, the corporation has introduced an innovative loan scheme namely Yuva Udyamita Protsahan Yojana (YUPY) in the year 2013-14 to provide loan to the youth to establish industrial units in the state. Under this scheme a target of financing 1,000 units has been fixed by the state Government. The state Government is providing 6 percent interest subvention for loan upto ₹150.00 lakh. The maximum age of young entrepreneur is fixed 45 year. The RFC has sanctioned loans of ₹499.21 crore to 490 units upto December, 2020.

Financial & physical targets and achievements during last four years are given in table 4.4.

Table 4.4 financial and Physical targets and achievements of RFC

(₹Crore)

Years	Loan Sanctions		Disbursement		Recovery	
	Target	Achievements	Target	Achievements	Target	Achievements
2017-18	350	386.68	255	267.38	255	259.23
2018-19	300	314.89	260	264.11	250	270.46
2019-20	250	228.60	200	190.00	300	311.53
2020-21*	300	93.38	250	85.11	275	150.72

*Upto December, 2020

The Corporation has provided following relief to the borrowers to overcome the situation that arisen on account of COVID-19:-

- The Equated Monthly Instalments (EMIs) due in April, May & June, 2020 and Equated Quarterly Instalment (EQI) due on 1st June, 2020 has been deferred (principle and interest both) and shall be recovered as per restructured (revised) repayment schedule.
- The principle amount of EMIs due in July, August and September, 2020 and EQI due on 1st September, 2020 has also been deferred to ensure even financial burden in lieu of recovery of deferred interest of April, May & June, 2020 and the deferred principle amount shall be recovered as per restructured (revised) repayment schedule.
- Extension in existing repayment schedule has been made for six months i.e. for six EMIs/two EQIs as the case may be.
- The next EMI/EQI (original) is fall due on 1st October, 2020 in case of EMI and 1st December, 2020 in case of EQI.
- The interest falling due in April, May and June, 2020 in case of EMI is to be paid/recovered with interest falling due in July, August and September, 2020.
- In case of EQI, interest falling due 1st June, 2020 is to be paid with interest falling due on 1st September, 2020

DELHI-MUMBAI INDUSTRIAL CORRIDOR (DMIC)

A Dedicated Freight Corridor between Dadri (UP) and Jawahar Lal Nehru Port (Mumbai) is being constructed which covers a total length of 1,483 km. About 39 per cent of the Corridor passes through Rajasthan.

Delhi-Mumbai Industrial Corridor (DMIC) is India's most ambitious infrastructure programme aiming to develop new industrial cities as 'Smart Cities' and converging next generation technologies across infrastructure sectors. A band of 150 Km (Influence region) has been chosen on both the sides of the freight corridor to be developed as Delhi-Mumbai

Industrial Corridor (DMIC). In first phase, Khushkheda-Bhiwadi-Neemrana Investment Region (KBNIR) and Jodhpur-Pali-Marwar Industrial Area (JPMIA) are being developed.

- **Khushkheda-Bhiwadi-Neemrana Investment Region (KBNIR):** Khushkheda-Bhiwadi-Neemrana Investment Region is having an area of about 165 sq. kms and encompassing 42 villages of Alwar district. The detailed Development Plan for Khushkheda-Bhiwadi-Neemrana Investment Region has been prepared and finalized.

In the first phase, 532.30 hectare land and a strip of land required for the 60 meter wide approach road is being acquired. Compensation of ₹57.99 crore to the project affected persons (PAP's) upto December, 2020 has been disbursed and the rest is under process.

- **Jodhpur-Pali-Marwar Industrial Area (JPMIA):** Jodhpur-Pali-Marwar Industrial Area is being developed in the area close to 154 sq. kms, encompassing 9 villages of Pali district.

Jodhpur-Pali-Marwar Industrial Node has been notified as Special Investment Regions (SIR) on 12th October, 2020. RIICO has been entrusted with the responsibility of JPMIA and designated as JPMIA Development Authority vide notification dated 12th October, 2020

Rajasthan Special Investment Regions (SIR) Act, 2016

In order to achieve planned and systematic development of Special Investment Regions across the State and in DMIC region, a special legislation in the name of "Rajasthan Special Investment Regions Act, 2016 has been notified on 26th April, 2016 and the rules under this Act have also been notified. To promote and monitor the development of SIR's, a State level "Rajasthan Special Investment Regions Board" has been constituted.

A Special Investment Region (SIR) namely "Bhiwadi Integrated Township" (BIT), comprising of 363 villages of tehsil Behror, Mundawar, Neemrana, Kotkasim and Tijara of Alwar District has been declared and a Regional Development Authority

namely "Bhiwadi Integrated Development Authority" (BIDA) has also been constituted.

Vide a notification dated 28th December 2020, 42 villages have been separated and notified as KBNIR SIR for which RIICO will be the Regional Development Authority. BIDA will continue to function as RDA for remaining 321 villages of Bhiwadi Integrated Township

KHADI AND VILLAGE INDUSTRIES (KVI)

Khadi and Village Industries Board was established to provide employment to artisans of unorganised sector, to provide help in production of high quality products, to provide training to artisans, and to inculcate the feeling of self-reliance. Rajasthan Khadi and Village Industries Board has played an important role in providing self-employment in rural areas of Rajasthan. At present, following schemes are being implemented by Khadi and Village Industries in the State:-

Prime Minister Employment Generation Programme (PMEGP): Prime Minister Employment Generation Programme (PMEGP) is being conducted by the Khadi and Village Industries Board, through the Khadi and Village Industries Commission, Government of India. Under this scheme, 228 Village Industries units have been sanctioned and 1,742 persons have been provided additional employment upto December, 2020.

Small Khadi Project: Under this scheme a Budget of ₹50.00 lakh is proposed for the financial year 2020-21. In this scheme, two proposals of ₹50.00 lakh have been received from institutions/co-operative societies which has put in the empowered committee meeting for approval. Both proposals of ₹25.00 lakh each have been sanctioned and ₹15.00 lakh has been disbursed upto December, 2020.

Rebate: On the occasion of 150th birth anniversary of the Father of the Nation, Mahatma Gandhi, a total discount of 50 per cent was provided for the retail sale of khadi garments in the state (35 per cent by the State Government, Marketing Development Assistance

(MDA) exemption of 10 per cent and institution discount of 5 per cent). This rebate was given from 2nd October, 2019 to 28th February, 2020. During this period, retail sales of about ₹97.28 crore was made.

During the financial year 2020-21, the state government has approved rebate at the rate of 5 per cent from 2nd October, 2020 to 31st December, 2020 on the sale of state khadi goods produced in the state only. Total 20 per cent rebate will be given with 15 per cent discount as per MDA exemption of 10 per cent and institution discount of 5 per cent.

Innovative Schemes

1. Renovation of 158 khadi & village industries bhandars have been done upto the financial year 2019-20 and due to this renovation the sale has been increased upto 35 per cent so far. From the outlay of ₹50.00 lakh, 5 khadi & village industries bhandars of ₹49.38 lakh have been sanctioned upto December, 2020.
2. International conference on globalization of khadi was organised on 30-31, January 2020 at Harish Chandra Mathur Rajasthan Institute of Public Administration, Jaipur by CII and MSME Rajasthan Government to bring together Rajasthan's khadi industry and international brands on one platform. It was inaugurated by Honorable Chief Minister. Around 200 khadi experts and designers from 16 foreign countries and regions including England, Uganda, Australia, Japan and France participated in the conference.

Special Work during COVID-19

Through the efforts of Rajasthan Khadi and Village Industries Board (RKVIB), about two lakh masks prepared by the institutions/ committees were distributed free of cost to the public and around 20,000 mask were distributed by RKVIB in collaboration with Khadi organizations.

The financial and physical progress of Khadi and Village Industries during last four years is given in table 4.5 and 4.6 respectively.

Table 4.5 Financial Progress Khadi & Village Industries

(₹ Lakh)

Year	Outlay	Expenditure
2017-18	441	204
2018-19	384	334
2019-20	442	315
2020-21*	289	120

*Upto December, 2020

Table 4.6 Physical Progress Khadi & Village Industries

Year	Sanction / Disbursed Units				Employment Numbers				Production (₹lakh)	
	Physical		Financial (₹lakh)		Khadi		Village Industries		Khadi	
	Target	Achievement	Target	Achievement	Target	Achievement	Target	Achievement	Target	Achievement
2017-18	743	310	1472.78	917.93	20356	13581	5944	2425	6568.49	5414.57
2018-19	929	448	2322.00	1348.63	18860	16723	7432	2842	6651.90	6904.00
2019-20	1019	445	3058.26	1320.14	22767	13418	8129	2519	9867.16	3519.19
2020-21*	806	228	2418.02	828.85	22852	14349	6466	1742	9915.91	3553.31

*Upto December, 2020

FACTORIES & BOILERS

The main function of this department is to enforce the provisions of Factories Act, 1948, Boilers Act, 1923, Payment of Wages Act, 1936 and the safety provisions of Building and other construction workers (Regulation of Employment and Condition of Service) Act, 1996. For the enforcement of the provisions of the above Acts and rules made thereunder, inspections of factories are carried out regularly by the officers of the department and guidelines are issued to the factory managements.

During the financial year 2020-21 (upto December, 2020) 2,524 inspections of factories and boilers have been carried out by the departmental officers.

During the financial year 2020-21 (upto December, 2020) 476 new factories and 82 new boilers have been

registered by the department in which approximately 29,549 workers have been provided employment.

The department launched the website www.rajfab.nic.in to guide the new entrepreneurs regarding important provisions of the Acts enforced by the department and developed a web application for registration, renewal and mapping approval granted under the above Acts in time.

Industrial Hygiene Laboratory has been established for ensuring safe and healthy working environment and to check the occupational diseases in the factories. During the financial year 2020-21 (upto December, 2020), a total of 828 samples of air generated pollutant from 131 factories have been collected and analysed. Suggestions have been forwarded and these have been implemented in cases

where the contents of air polluting hazardous chemicals have been found beyond permissible limit in the work environment of such factories.

Organising the safety training programmes are very important to improve the safety consciousness among the factory personnel and thereby reducing industrial accident rate. For minimizing the industrial accidents, the training centre has conducted 98 programmes, 2,988 participants have been benefited by these programmes upto December, 2020.

MINING SECTOR IN RAJASTHAN

Mineral Resources of Rajasthan

Every facet of Rajasthan is unique, as is its geology. Rajasthan is one of the richest state in terms of availability and variety of minerals in the country. It has deposits of 81 different types of minerals. Out of these, 57 minerals are being currently mined. Rajasthan is the sole producer of Lead & Zinc ores, Selenite and Wollastonite. Almost entire production of Silver, Calcite and Gypsum in the country comes from Rajasthan. Rajasthan is also the leading producer of Ball Clay, Phosphorite, Ochre, Steatite,

Felspar and Fire Clay in the country. It also has prominent position in the country in the production of dimensional and decorative stones, such as Marble, Sandstone and Granite. The State is leading producer of cement grade & steel grade limestone in India. At present mining leases are being granted by e-auction process.

There are 176 mining leases for major minerals, 14,982 mining leases for minor mineral and 17,481 quarry licenses in the state. During the financial year 2020-21 revenue target of ₹7,000 crore was assigned to Mines and Geology Department out of which a total of ₹3,125.70 crore of revenue has been achieved upto December, 2020.

Intensive Mineral Survey & Prospecting Scheme (IPS): As per the approved field programme of mineral survey and prospecting scheme for the year 2020-21, a total of 42 projects were kept for geological investigation under 8 exploration programmes. The target-wise physical achievements of the prospecting work carried out during the financial year 2020-21 (upto December, 2020) are given in table 4.7.

Table 4.7 Progress of Mines and Minerals

Nature of Work	Annual Target	Achievement
Regional Mineral Survey (Sq. km.)	1200.00	910.00
Regional Geological Mapping (Sq. km.)	399.00	260.62
Detail Geological Mapping (Sq. km.)	95.00	57.70
Drilling (meter)	7800.00	1564.00
Geophysical Survey (Line km.)	60.00	40.00

Mining approach road under District Mineral Foundation Trust (DMFT): In mining areas, for the transportation of minerals, the department constructs mines approach roads through Public Work Department (PWD). For the year 2020-21,

₹3,044.01 crore has been sanctioned under DMFT.

Details of the proceedings carried out by the department to check illegal mining and transportation of minerals in the year 2020-21 (upto December, 2020) are shown in table 4.8.

Table 4.8 Details of the proceedings carried out by the Department

S. No.	Description	2020-21*
1	Number of registered cases of illegal mining/transport issue/stock	7458
2	Number of FIR lodged	526
3	Number of seized vehicle/ machine/tools	7400
4	Penalty recovered from illegal mining/transport issue (₹Crore)	57.34

*Upto December, 2020

Rajasthan State Mines & Minerals Limited (RSMML)

With a view to scientifically explore/excavate minerals available in the state of Rajasthan, a company named Rajasthan State Mines & Minerals Limited, under the provisions of Companies Act, 1956, was established on 30th October, 1974.

Rajasthan State Mines & Minerals Limited is one of the premier public sector enterprises of Government of Rajasthan, primarily engaged in mining and marketing of industrial minerals in the State. The prime objective of the company is to achieve cost effective technological innovations in the mining of minerals and to diversify into mineral-based downstream projects. The company is having a long-term low Silica Limestone supply agreement with Steel Authority of India.

Since inception, RSMML has taken initiatives for developing new avenues in the field of mining for the purpose of exploration/excavation of minerals. Consequently, the company has been paving the way for increased productivity and yielding high profits.

During the financial year 2019-20, the company had generated gross revenue of ₹96,870.43 lakh and earned a profit before tax of ₹18,162.76 lakh (unaudited). During the financial year 2020-21 the estimated gross revenue and pre-tax profit of

RSMML are ₹1,04,380.22 lakh and ₹21,318.99 lakh respectively.

RSMML has been regular in depositing its statutory and other dues payable to the government. The company has contributed a sum of ₹11,598.67 lakh to the Government exchequer upto December, 2020 and the company is likely to deposit an amount of ₹24,427.43 lakh to the state exchequer in the form of Royalty, District Mineral Foundation (DMF) dues, National Mineral Exploration Trust (NMET) dues, Goods & Services Tax (GST), dividend etc. for the financial year 2020-21.

The major activities of the company have been divided into four parts called as Strategic Business Units & Profit Centres (SBU & PC) under the direct control of Corporate Office situated at Udaipur. The four SBU & PCs are as follow-

- Strategic Business Unit and Profit Centre – Rock phosphate at Jhamarkotra, Udaipur.
- Strategic Business Unit and Profit Centre – Gypsum at Bikaner.
- Strategic Business Unit and Profit Centre – Limestone at Jodhpur.
- Strategic Business Unit and Profit Centre – Lignite at Jaipur.

Financial performance in terms of the operational revenue earned upto December, 2020 for the year 2020-21 are shown in table 4.9.

Table 4.9 Financial performance in terms of the operational revenue**(₹Lakh)**

Particulars	Operational Revenue 2020-21*
SBU & PC-Rock Phosphate	30915.74
SBU & PC-Limestone	11906.12
SBU & PC-Gypsum	2279.30
SBU & PC-Lignite	8671.25
106.3 MW Wind power & 5 MW Solar power	3209.11

*Upto December, 2020

Social Activities

RSMML has been constantly contributing to various institutions in discharging its social responsibilities. In this regard, a total sum of ₹50.00 lakh has been incurred on CSR activities and ₹57.40 lakh on forest & plantation during the financial year 2020-21 (upto December, 2020).

The company is organizing medical camps regularly in villages near the mining areas for the benefit of the villagers. The company has been providing various facilities to schools in villages including installation of computers and books.

OIL AND NATURAL GAS

India is the third largest consumer of crude oil in the world, after the United States and China. The country accounts for about 5 per cent of total world oil consumption. India produces about 16 per cent of total domestic consumption. Rest 84 per cent consumption requirements are met by import.

Rajasthan is a significant producer of crude oil in India. The State contributes about 22-23 per cent (7 million metric tonnes per annum) to total crude oil production (32 MMTPA) in India and is the second largest producer after Bombay High which contributes about 40 per cent. Petroleum producing area in the state is spread over of about 1,50,000 sq. Km (14 districts) under 4 petroliferous basins.

- i. Barmer-Sanchore Basin - (Barmer, Jalore districts)
- ii. Jaisalmer Basin - (Jaisalmer district)
- iii. Bikaner-Nagaur Basin - (Bikaner, Nagaur, Sri Ganganagar, Hanumangarh, Churu districts)
- iv. Vindhyan Basin - (Kota, Baran, Bundi, Jhalawar, part of Bhilwara & Chittorgarh districts)

Activities of Department of Petroleum during the financial year 2020-21 upto December, 2020.

1. Exploitation, Production & Development activities of Crude Oil & Natural Gas-

- Commercial Production of crude oil commenced from Mangla Field on 29th August, 2009 and at

present about 1,15,000 barrels of oil per day is being produced from 14 fields i.e. Mangla, Bhagyam, Aishwarya, Saraswati, Raageshwari, Kameshwari and other satellite fields.

- A total of 44.05 lakh metric tonnes of crude oil was produced during financial year 2020-21 (upto December, 2020) from Barmer-Sanchore Basin by Cairn India Limited and 873.87 MMSCM Natural Gas was produced during financial year 2020-21 (upto December, 2020) from Jaisalmer and Barmer-Sanchore Basin by Cairn India Ltd, Focus Energy, ONGCL and Oil India Limited.
- The State Government had sanctioned 13 petroleum mining leases for exploitation of crude oil and natural gas. Exploration is underway in 14 Blocks for which petroleum exploration licenses have been granted.
- A total of about 234 million barrels of proved reserve of crude oil has been estimated in 38 discovered fields of Barmer-Sanchore Basin.
- A total of about 13 billion cubic meter of lean & rich gas reserves have been proved by OIL, ONGC, Cairn India & Focus Energy in Jaisalmer Basin & Barmer-Sanchore Basin.
- During the financial year 2020-21 (upto December, 2020), revenue is ₹1,210.46 crore accrued.
- M/s Focus Energy has commenced the production of natural gas from 8th July, 2010 and is presently producing 1-2 lakh cubic meter per day to supply gas to Ramgarh Power Plant (110+160 MW).
- About 44,646 barrels of heavy crude oil have been evacuated from Baghewala area, district Jaisalmer. Presently, heavy oil production to the tune of 150 to 170 barrels of oil per day (bopd) is in progress.
- One new block for oil and gas exploration from Bikaner-Nagaur Basin has been awarded to ONGC on 2nd January, 2020 by MoP&NG under Open Acreage Licensing Policy (OALP)-IV of new HELP (Hydrocarbon Exploration and Licensing Policy) Policy and Petroleum Exploration Licenses (PELs) have been granted on 13th July, 2020 by the State Government.

2. **Rajasthan Refinery Project:** HPCL Rajasthan Refinery Ltd. (HRRL) is a Joint Venture between Hindustan Petroleum Corporation Limited (HPCL) and Government of Rajasthan (GoR) with an equity participation of 74 per cent and 26 per cent respectively. 9 MMTPA Refinery cum Petrochemical Complex at Pachpadra, Barmer has been commenced on 16th January, 2018. The cost of the project is ₹43,129 crore

and is funded on a debt equity ratio of 2:1. The refinery will produce products of BS-6 standard. First of its kind in India i.e. integrated with Petrochemical complex. Upto December, 2020 purchase order of ₹37,688 crore has been issued and expenditure of ₹5,367 crore has been incurred for different site work related activities.

Production and revenue accrued from petroleum sector is given in table 4.10.

Table 4.10 Production and Revenue accrued from Petroleum Sector

Year	Crude Oil			Natural Gas		PEL fee Dead Rent etc. (₹ Crore)	TOTAL (₹ Crore)
	Royalty (₹ Crore)	Production (Lakh Metric Tone)	Production Million Barrels	Royalty (₹ Crore)	Production MMSCM		
2017-18	2501.38	77.77	55.99	68.46	721.65	9.24	2579.08
2018-19	3766.05	75.58	50.66	100.47	708.94	16.69	3883.22
2019-20	3183.41	66.29	47.88	126.21	1160.92	10.48	3320.10
2020-21*	1138.97	44.05	31.90	63.70	873.87	7.80	1210.46

*Upto December, 2020

LABOUR

Labour department in the state strives to create cordial industrial atmosphere to maintain high industrial Production and timely Payment of wages & allowances to the workers and protect their interests according to the terms and conditions of employment through enforcement of various labour laws.

Achievements during the financial year 2020-21 (upto December, 2020)

- State Government vide its notification dated 19th August, 2020 has revised the rates of minimum wages for unskilled, semi-skilled, skilled and highly skilled workers to ₹225, ₹237, ₹249 and ₹299 per day respectively with effect from 1st May, 2019.
- 'Building & other construction workers Welfare Board (BOCW)' has registered 1,79,520

construction workers as beneficiaries and 71,325 beneficiaries have been benefitted during the financial year 2020-21 (upto December, 2020).

- Under the 'Building & Other Construction Worker Welfare Cess Act, 1996' ₹232.09 crore has been collected as cess.
- Looking at the pendency of BOCW schemes a control room was established at the headquarter on 12th April, 2019 which has disposed of 5,96,052 applications upto 29th January, 2020. For disposal of pending registration a separate control room was also setup at the headquarter on 5th December, 2019 and 1,82,620 applications were disposed of till 8th September, 2020.
- Following welfare schemes are being implemented by Building & Other Construction Workers (BOCW) Welfare Board for construction workers:-

- Nirman Shramik Shiksha va kaushal VikasYojna
- Nirman Shramik Sulabhya Avaas Yojna
- Nirman Shramik Jeevan va Bhavishya SurakshaYojna
- Maternity Assistance Scheme (Prasuti sahayata yojna)
- Shubh Shakti Yojna
- Scheme of Assistance In case of normal or accidental death/injury of construction worker
- Scheme for Silicosis affected Workers
- Nirman Shramik Auzar / Toolkit Yojna

Building and Other Construction Workers Welfare Board has taken a decision to launch following new schemes for construction workers:-

- **Scheme of reimbursing interest on professional loan by construction workers:** Under this scheme interest part on professional loan from financial institutions by eligible beneficiaries to the extent of ₹5.00 lakh would be reimbursed by the Board.
- **Scheme for promoting construction workers and their dependants after successfully passing preliminary competitive exam for Indian/Rajasthan Administrative Services:** Under this scheme ₹1.00 lakh would be given upon clearing preliminary exam of Indian Administrative service and ₹50,000/- upon clearing of Rajasthan Administrative Service preliminary exam.
- **Scheme for reimbursement of tuition fees of son/daughter of construction workers on getting admission in IIT/IIM:** Under this scheme tuition fees of son/daughter of construction workers would be reimbursed by the Board on getting admission in Indian Institute of Technology (IIT) and Indian Institute of Management (IIM).
- **Reimbursement of visa expenses incurred by the construction workers for employment abroad:** Under this scheme board will reimburse to the extent of ₹5,000 for expenses incurred by construction worker for getting visa.
- **Scheme for promoting construction workers for international games competitions:** Under this schemes beneficiary or his/her children will be provided cash awards as under.
 - i. For participation- ₹2.00 lakh
 - ii. For Bronze medal- ₹5.00 lakh
 - iii. For Silver medal- ₹8.00 lakh
 - iv. For Gold medal- ₹11.00 lakh
- **Amendment in Nirman Shramik Shiksha evam Koshal Vikas Yojna:** Provision has been made under this amendment by providing ₹1.00 lakh to the meritorious children of nirman shramik, who secure first ten position in the results of class 10th and 12th declared by the concerning Board. Earlier ₹4,000 and ₹6,000 were provided to the students of class 10th and class 12th respectively.
- In the financial year 2020-21 (upto December, 2020) 670 claims under various labour acts have been disposed of and ₹22.33 crore has been awarded.
- Out of 2,039 industrial complaints, 1,164 have been disposed of and out of 175 industrial disputes, 142 cases have been disposed of during the financial year 2020-21 (upto December, 2020).
- Under the Trade Union Act, 1926, unions of workmen & employers are registered. During the financial year 2020-21 (upto December, 2020), 27 trade unions have been registered in which number of members were 3,157.
- Labour Court/Industrial Tribunals have disposed of 266 cases during the financial year 2020-21 (upto December, 2020).

EMPLOYMENT DEPARTMENT

Employment exchanges render their services for the sake of employment seekers and employers by assisting them in getting appropriate jobs and workforce respectively. For this unemployed youth is

registered at the employment exchanges and their applications are submitted and then placed with the employers as per their demand.

In the year 2020 (upto December, 2020), the number of unemployed persons registered in various employment exchanges was 1,89,940. These include 87,713 women, 30,840 scheduled caste, 21,254 scheduled tribes and 95,061 other backward class persons. In the same period 404 vacancies have been notified, against which 78 candidates were submitted to the employers.

The department organizes Rozgar Sahayata Shivirs to facilitate employment/self-employment/training opportunities to the candidates. In the Shivirs, the

employers of public/private sector are invited and a platform is provided to the candidates and the employers for facilitation of employment/self-employment/training opportunities. Under the Annual Action Plan 2020-21, 188 Monthly Skill, Employment and Entrepreneurship Campus Placement Shivirs were organised in the State online this year (since May, 2020 to December, 2020) in the wake of COVID-19 pandemic and 7,104 job seekers were benefited through employment opportunities.

According to the data collected under Employment Marketing Information programme, the status of employment in organised sector (public and private) in recent years presented in the table 4.11.

Table 4.11 Employment in Organized Sector (Public & Private)

Year	Public Sector		Private Sector		Total	
	Number of Establishments	Employed Person (in Lakh)	Number of Establishments	Employed Person (in Lakh)	Number of Establishments	Employed Person (in Lakh)
2017	14829	9.61	6377	4.14	21206	13.74
2018	15011	9.69	6631	4.40	21642	14.08
2019	15146	9.72	6479	4.20	21625	13.92
2020*	15359	9.88	6479	4.18	21838	14.06

*Upto June, 2020

Rajasthan Unemployment Allowance Scheme (Mukhay Mantri Yuva Sambal Yojana): Under this scheme of state government that was started on 1st February, 2019 an unemployment allowance worth ₹3,000 for males and ₹3,500 for females, transgender and specially abled persons is being disbursed to eligible unemployed youth per month for a maximum of two years or till they got employed/self employed, whichever is earlier. Under the scheme, 2,49,433 candidates have been benefitted upto December, 2020 since the commencement of the scheme and an amount worth ₹800.44 crore has been disbursed as unemployment allowance. During the financial year

2020-21 (upto December, 2020), 62,912 new sections have been released and an amount worth ₹ 419.12 crore has been disbursed as unemployment allowance.

Establishment of the Model Career Centre (MCC): In the context of transforming old set up of employment exchanges into model career centres and the approvals received for sixteen such model career centres from Government of India, three MCCs have become functional- one each at Bharatpur, Bikaner and Kota and the process for remaining districts namely- Jaipur, Alwar, Dausa, Jhalawar, Jhunjhunu, Sawai Madhopur, Sirohi, Pali, Jaisalmer, Jalore, Baran, Banswara and Ganganagar is in progress.

Raj-Kaushal Portal : Raj Kaushal portal was inaugurated on 5th June, 2020 by the Honourable Chief Minister to provide employment opportunities to the migrant labours during COVID-19 and to bring the available man-power and employment at a single platform. On this portal data of all the man power available with the state government was brought at a single platform i.e. construction labours, COVID migrant labour, registered trained labour, registered unemployed trained from RSLDC, ITI's etc. On this portal total data of 52.64 lakh manpower and 9.59 lakh employers are available. Rajasthan is leading state to take such an initiative

RAJASTHAN SKILL AND LIVELIHOODS DEVELOPMENT CORPORATION (RSLDC)

Rajasthan Mission on Livelihood (RMoL) was created with the objective to formulate appropriate and innovative strategies for promoting and facilitating large scale livelihoods for the poor and vulnerable people of the State. Rajasthan was the first State in India to establish a Mission on Livelihoods. RSLDC is executing following schemes/projects for development of skill and entrepreneurship in the State:-

State Sponsored Schemes/Programmes implemented by RSLDC

- Employment Linked Skill Training Programme (ELSTP)
- Regular Skill Training Programme (RSTP)
- Mukhya Mantri Yuva Kaushal Yojana (MMYKY)

Mukhya Mantri Yuva Kaushal Yojana (MMYKY): The Mukhya Mantri Yuva Kaushal Yojana (MMYKY), launched on 7th November, 2019, endeavours to integrate skill development in academic colleges. Skill Development Centers located within college premises are offering domain and life skills/soft skills courses to improve employability of college student of graduation level. The objective of this program is to provide employability skills through a combination of soft skills and domain based skills to students across colleges so that after training

they can avail wage or self-employment opportunities.

The scheme is being implemented in joint collaboration of RSLDC and College Education Department (Commissionerate of College Education, Rajasthan) and the training is conducted by Training Partners (TPs) empanelled by RSLDC in respective college premises. Under this scheme, 45 special courses have been prepared which are relevant to college youth. Courses are having maximum duration of 350 hours. In each domain course, 90 hours of soft skill component are incorporated. Age eligibility for the scheme is 17 to 30 years.

Reformulation of existing State Sponsored Schemes: The existing State Sponsored Schemes of RSLDC is being reformulated to cater to the training needs of various categories of youth. The Employment Linked Skill Training Programme (ELSTP) is being reformulated as Rojgar Aadharit Jan Kaushal Vikas Karyakram (RAJKViK) and the Regular Skill Training Programme (RSTP) is being reformulated in to two schemes, i.e. SAKSHM (Swarojgar Aadharit Kaushal Shiksha Mahabhiyan) and SAMARTH to cater the training needs of various segments of the Society.

- **Rojgar Aadharit Jan Kaushal Vikas Karyakram (RAJKViK):** Under this scheme, skill training and employment will be ensured by the process of Direct Empanelment and adopting Recruit-Train-Deploy model to ensure participation of industries that play an important role in ascertaining demands and ensuring availability of employment through skill development programs.
- **Swarojgar Aadharit Kaushal Shiksha Mahabhiyan (SAKSHM):** This scheme aims to create self-employment opportunities at the local level by enabling the youth and women of the State with suitable training programs and linking them with self-employment opportunities.
- **SAMARTH:** The scheme aims to benefit the poorest, marginalised communities, beggars, residents of temporary settlements, dalits, tribals

inhabitants of nari nikan, balghar, prison inmates and making them self-reliant through training programs with employment/self-employment possibilities.

Centrally Sponsored Schemes implemented by RSLDC

- **Deen Dayal Upadhyaya Grameen Kaushalya Yojana (DDU-GKY):** DDU-GKY is the skill training and placement programme of Ministry of Rural Development (MoRD), Government of India. LIFE-MGNREGA, a new initiative by MoRD has also been converged in DDU-GKY Scheme. For the project period of 2019-22, MoRD, Government of India has allocated the training target of 72,800 against a total combined target of 1,22,800 to RSLDC with a revised budget provisions of ₹755.93 crore.
- **Pradhan Mantri Kaushal Vikas Yojana (PMKVY):** The Ministry of Skill Development and Entrepreneurship (MSDE), Government of India, has allocated a financial budget of ₹70.96 crore under the Pradhan Mantri Kaushal Vikas Yojana 2.0. The target is to train 41,000 youth under the scheme, under which 31,129 youth have already been enrolled. After completion of PMKVY 2.0 in March 2020, the Ministry has launched PMKVY 3.0 and implementation will start in January, 2021.
- **Skills Acquisition and Knowledge Awareness for Livelihood Promotion (SANKALP):** This project is an outcome oriented 6 years World

Bank supported project, where 60 per cent funds will be provided by MSDE, Government of India and 40 per cent by the State Government. This programme will improve the quality and market relevance of the skill development initiatives and also increases the percentage of women, SC, ST, PWD participants and other disadvantaged groups of the society in skill development programs.

Special Projects

RSLDC has forged the partnerships under flexi MoU scheme with the opportunity for industry to customise the course curriculum as per their demands and benefit the youth with exposure to industry environment and their 360 degree career development.

Under this project, Samsung India Electronics Pvt. Ltd. has trained 200 youth in Government ITI, Jaipur in electronics and mobile repair, out of which 107 have been placed. Under the special project, a Centre of Excellence (CoE) has been established in Government ITI, Jhalawar by Caterpillar for training in Heavy Earth Moving Equipments. So far 371 youth have been trained and 173 trained youth placed in jobs. Under this initiative, MoU with Sanskrit Academy has been also signed by RSLDC and training has been taken up for "Purohita Prashikshan" courses.

The progress of skill training programmes during the financial year 2020-21 (upto December, 2020) is given in the table 4.12.

Table 4.12 Progress of skill training programmes during the financial year 2020-21 (upto December, 2020)

Scheme Name	Number of Youth Trained	Active Skill Development Centres	Number of Youth Under-Training
ELSTP	3868	57	3389
RSTP	2540	5	189
DDU-GKY	481	22	1307
PMKVY	1475	11	1077
MMYKY	275	-	-
Total	8639	95	5962

Department/Scheme wise progress of skill training programme under convergence scheme is given in the table 4.13.

Table 4.13 Department/Scheme wise progress of skill training under convergence scheme of RSLDC as on November, 2020.

Sr. No.	Name of Department	Name of Scheme	Youth Trained
1	Social Justice and Empowerment	Rajasthan Scheduled Caste Scheduled Tribe Finance & Development Cooperative Corporation Ltd.	12885
2	Local Self Government	National Urban Livelihood Mission (NULM)	18108
3	Rural Development	Border Area Development Programme (BADP)	7370
4	Rajasthan Gramin Aajeevika Vikas Parishad (RGAVP)	Rajasthan Rural Livelihood Project (RRLP)	7060
5	Tribal Area Development	TAD Project	16935
6	Labour Department	Building and Other Construction workers (BOCW)	62
7	Minority Department	Minority Department	4712
8	Forest Department	Van-Dhan Yojana	138
9	Department of Women and Child Development	1. Swavalamban Yojana 2. SHG Women Training	424
10	PHED	Water and Sanitation Support Organization	2000
Total			69694

Innovative approach to achieve the vision of 'Skill Rajasthan'

Recruit-Train-Deploy (RTD): The industry/ employer would first offer jobs provisionally, train them and then ensure their placement. RSLDC has initiated training under this initiative through Jewellers Association, Jaipur in Sitapura.

Direct Empanelment Process: Direct empanelment of large industries, associations and universities has been adopted to ensure larger networking, captive placements and enhanced quality of skilling. In this regard, MoU has been signed with Federation of Rajasthan Trade & Industry (FORTI).

Special Projects for Mainstreaming Beggars: To rehabilitate the beggars through employment/self-employment opportunities RSLDC has taken up the

training of the beggars in coordination with Police Commissionerate, Jaipur.

Training under National Backward Classes Finance and Development Corporation (NBCFDC): Targets have been allotted by RSLDC for implementation of PM-DAKSH scheme which will benefit youth of backward classes through short term, long term trainings and Recognition of Prior Learning (RPL).

Skill Training of Plumbers/ Electricians/ Fitters under JAL JEEVAN MISSION: Water and Sanitation Support Organization (WSSO) and State Water and Sanitation Mission (SWSM) has signed MOU with RSLDC to deliver 3 days' skill training to eligible 45,000 beneficiaries in plumber, electrician and fitters field. Pilot project has been initiated in Jaipur.



INFRASTRUCTURE DEVELOPMENT

- The installed capacity of Power in the State till December, 2020 is 21,836 megawatt in which 660 MW added during the year 2020-21
- The state has a potential of 1,27,750 megawatt at 120 meters hub height of wind power, against which 3,734 MW capacity was installed till December, 2020.
- The state has a potential of 142 giga watt of solar power, against which 2,178 MW capacity was installed till December, 2020.
- Rajasthan Government has issued an investor friendly Rajasthan Solar Energy Policy-2019.
- Rajasthan Government has issued the Rajasthan Wind & Hybrid Energy Policy-2019.
- 30,711 new agricultural connections have been issued during the year 2020-21 upto December, 2020.
- 2,539 km of district and rural roads were strengthened and renovated in the State during the year 2020-21 upto December, 2020.
- During COVID-19 pandemic more than 5 lakh passengers have been transported and sent to their destinations.
- Rajasthan State road transport corporation had operated 12,289 shramik special services for laborers.
- Rajasthan State Road Transport Corporation has started Moksh Kalash Special Services to Haridwar. Under this, 578 vehicles were operated and services provided for 12,481 moksh kalash and for 24,455 passengers during 25th May, 2020 to 31st December, 2020.
- ₹559.25 crore for agriculture inputs subsidy & locust control activities and ₹656.03 crore for COVID-19 have been allotted under disaster management and relief.

INFRASTRUCTURE

Infrastructure development is often considered as an indicator of economic soundness. Physical infrastructure in the form of transport facilities (road and railways in particular), communication services (post and telecommunication among others) and power sector, is one of the most important pillars of firm economic foundation; directly acting as a driver of growth and indirectly accelerating poverty alleviation. Remaining mindful of its significance, the Government of Rajasthan has played a proactive role in infrastructure development across the state. The key developments in infrastructure sector are provided below :

POWER

Rightly regarded as the backbone of an economy, the power sector makes any and every kind of economic activity possible in all sectors – agriculture, industry or services. In addition, it lights up millions of households and therefore plays an instrumental role in uplifting standard of living of the general masses.

The electricity network of Rajasthan is one of the most diversified systems of the country, catering to various consumer demands.

A. Power Generation

The main sources of energy generation in the State are Kota, Suratgarh and Chhabra Thermal Projects, Dholpur Gas Thermal Project, Mahi Hydel, Wind farms, Biomass, Captive Power Plants, Bhakra, Vyas, Chambal, Satpura Inter-State Partnership Projects and Rajasthan Atomic Power Project Singroli, Rihand, Dadri, Anta, Auriya, Dadri Gas plants, Unchahar thermal and Tanakpur, Salal, Chamera and Uri hydel projects from Central Sector.

Installed Capacity

The installed capacity of power in the state as on March, 2020 was 21,176 mega watt generation capacity added during the year 2020-21 upto December, 2020 is 660 MW. As such, the installed capacity as on December, 2020 is 21,836 MW. The year wise installed capacity is shown in table 5.1 and figure 5.1.

Table 5.1 Year-wise Installed Capacity of Power

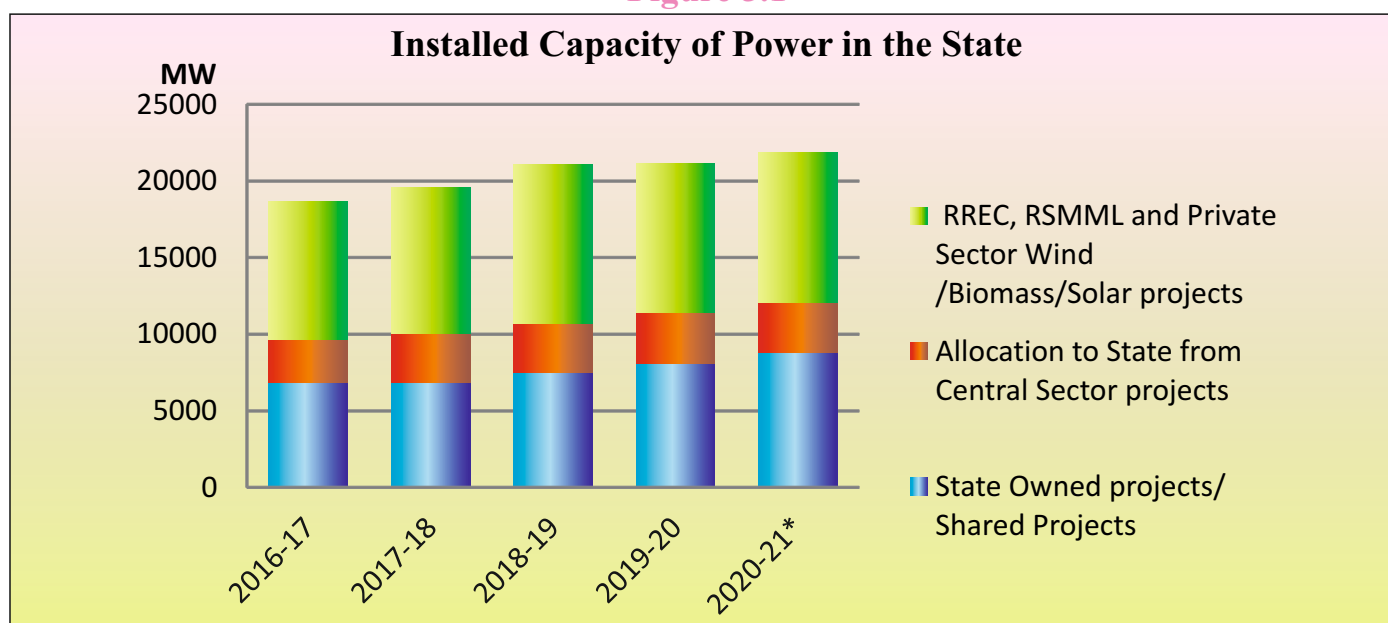
(Mega Watt)

S. No.	Particulars	2016-17	2017-18	2018-19	2019-20	2020-21*
1. State Owned projects/ Shared Projects						
(a)	Thermal	5190.00	5190.00	5850.00	6510.00	7170.00
(b)	Hydel	1017.29	1017.29	1017.29	1017.29	1017.29
(c)	Gas	603.50	603.50	603.50	603.50	603.50
	Total (1)	6810.79	6810.79	7470.79	8130.79	8790.79
2. Allocation to State from Central Sector projects						
(a)	Thermal	1394.41	1793.50	1793.50	1870.46	1870.46
(b)	Hydel	738.79	738.79	740.66	740.66	740.66
(c)	Gas	221.10	221.10	221.10	221.10	221.10
(d)	Atomic	456.74	456.74	456.74	456.74	456.74
	Total (2)	2811.04	3210.13	3212.00	3288.96	3288.96
3. RREC, RSMML and Private Sector Wind /Biomass/Solar projects						
(a)	Wind	4123.70	4137.20	4139.20	3734.10	3734.10
(b)	Biomass	101.95	101.95	101.95	101.95	101.95
(c)	Solar	1193.70	1656.70	2411.70	2178.10	2178.10
(d)	Thermal/Hydel	3636.00	3636.00	3742.00	3742.00	3742.00
	Total (3)	9055.35	9531.85	10394.85	9756.15	9756.15
Total (1+2+3)		18677.18	19552.77	21077.64	21175.90	21835.90

*Upto December, 2020

Future Plan: The project of 660 MW Suratgarh Thermal Power Project Unit No. 8 is in progress, which is expected to be commissioned by April, 2021.

Figure 5.1



*Upto December, 2020

B. Transmission System

Transmission Network

The total Extra High Voltage (EHV) Transmission network of the state as on March, 2013 was 29,605 Ckt.km (circuit Km), which has increased to 41,718

Ckt.km (with PPP) upto March, 2020. During the financial year 2020-21 (upto December, 2020) total 844 Ckt.km has been added in the transmission network. Transmission network in the state is shown in table 5.2.

Table 5.2 Transmission Network in the State

(In Ckt.km)

S. No.	Particular	Transmission Network		
		As on 31 st March, 2020	Progress during 2020-21 (upto December, 2020)	Total (as on December, 2020)
1	765 KV Lines	425.50	0.00	425.50
2	400 KV Lines	7604.45	173.91	7778.36
3	220 KV Lines	15442.94	242.50	15685.44
4	132 KV Lines	18245.55	427.38	18672.93
Total Lines		41718.44	843.79	42562.23

The number of Extra High Voltage (EHV) Sub-stations and their capacity are presented in table 5.3

Table 5.3 Number of EHV Sub-Stations and Capacity with PPP

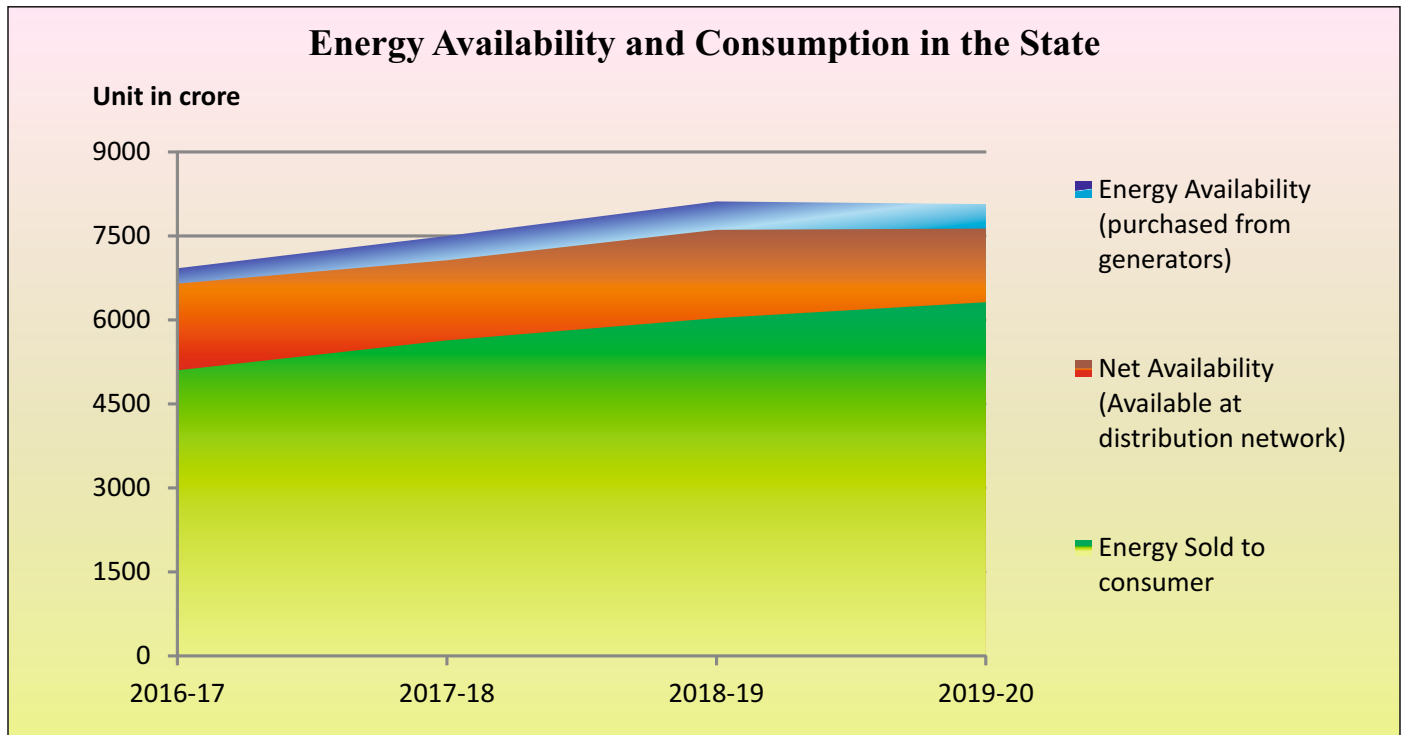
S. No.	Particular	Unit	EHV GSS		
			As on 31 st March, 2020	Progress during 2020-21 (upto December, 2020)	Total (as on December, 2020)
1	765 KV GSS	Nos.	2	0	2
	Capacity	MVA	7500	0	7500
2	400 KV GSS	Nos.	18	0	18
	Capacity	MVA	14385	0	14385
3	220 KV GSS	Nos.	124	2	126
	Capacity	MVA	30975	820	31795
4	132 KV GSS	Nos.	459	7	466
	Capacity	MVA	32846.50	1037.50	33884
Total EHV GSS		Nos.	603	9	612
Total Capacity		MVA	85706.50	1857.50	87564

Energy Availability and the Energy Consumed in State:

The energy availability in the State upto March, 2013 was 5,531 crore units which increased to 8,069 crore units upto March, 2020. The total energy

availability has increased by 45.88 per cent from 2012-13 to 2019-20. Likewise total net energy consumption has also gone up by 49.83 per cent. The year wise energy availability and consumption is shown in figure 5.2.

Figure 5.2



Innovative Schemes

Implementation of Smart Transmission Network and Asset Management System (STNAMS)

The Rajasthan Vidyut Prasaran Nigam (RVPN) has decided to implement the Smart Transmission Network and Asset Management System (STNAMS). With this system, the Nigam intends to achieve wide-area monitoring and control of the transmission grid of Rajasthan, enablement of smart-grid initiatives for reactive power management, predictive assessment of grid stability / security and efficient asset management. The system provides better visualisation and awareness of the transmission system to the operator.

Information and Communicate Technology (ICT) infrastructure and Optical Ground Wire (OPGW) fibre network which is the communication backbone is targeted to be completed by April, 2021. Work order of Supervisory Control and Data Acquisition (SCADA) / Energy Management System (EMS) has been given in December, 2018 and is expected to be completed by June, 2021.

Transmission and Generation Projects to be developed through Private Sector Participation

Allowing participation of private sector to develop power facilities in the state is an important intervention to boost the sector.

Transmission Projects

- The maintenance of 177 sub-stations of 132 KV in the state has been entrusted to the private sector, resulting in saving about ₹30 lakh per year per sub-station.
- Two projects- 400 KV GSS at Alwar & Deedwana have been developed through Public Private Partnership (PPP) mode in the State.
- Two transmission projects taken up on Public Private Partnership mode under Viability Gap Funding (VGF) scheme
 - The work of 400 KV D/C Bikaner-Sikar Transmission line PPP-6 have been completed and commissioned.
 - The work on 400 KV D/C Suratgarh-Bikaner Transmission line PPP-7 has been completed and commissioned.
- One 220 KV and fifteen of 132 KV GSSs with

associated lines have been developed through PPP mode in the State.

- The state government has adopted the competitive bidding guidelines of Government of India, one 765 KV line and one 400 KV Grid Sub-station with associated 400 KV line have been decided to be developed on Tariff Based Competitive Bidding (TBCB) Mode.

C. Distribution System

1. Consumers

The Number of consumers increased from 166.92 lakh (March, 2020) to 171.80 lakh (December, 2020) with growth of 2.92 per cent. Category wise consumers in Discoms are given in table 5.4.

Table 5.4 Category wise Consumers

S. No.	Category	No. of Consumers as on 31 th March, 2020	No. of Connections released During 2020-21 (December, 2020)	No. of Consumers as on December, 2020 (Tentative)
1	Domestic Supply	13126186	425504	13551690
2	Non-Domestic Supply	1507173	43941	1551114
3	Industries	286650	10283	296933
4	Agriculture	1607025	30711	1637736
5	P.H.E.D.	85672	1941	87613
6	Street Light	22908	2025	24933
7	Mixed Load	56754	0	30217*
Total		16692368	514405	17180236

* The number of consumers of Mixed Load Category is reduced due to New Tariff Code (consumers of government approved school has been shifted to domestic category from mixed category)

2. Rural Electrification

To achieve the 100 per cent rural electrification in the State, the state government has electrified 43,199 villages upto December, 2020. In addition, 1.14 lakh dhanis and 93.88 lakh rural households have also been electrified. All willing households in the rural areas have been electrified, as on March, 2019.

3. Deen Dayal Upadhyay Gramin Joyti Yojana (DDUGJY)

The Deen Dayal Upadhyay Gramin Joyti Yojana (DDUGJY) was implemented in the State to strengthen rural electricity distribution network and to electrify Rural House Holds (RHHs) of populated areas. Target and achievement of DDUGJY is given in table 5.5.

Table 5.5 Target and Achievement of Deen Dayal Upadhyay Gramin Jyoti Yojana (Number)

Particulars	DDUGJY	
	Target	Achievement
Village	104	104
BPL House Holds	195784	195784
APL House Holds	390245	390245
Unelectrified Dhanies	23696	23696

4. Agricultural connection

- 30,711 agricultural connections have been released to farmers during the year 2020-21 upto December, 2020.
- ₹28,334 crore tariff subsidy has been provided to the farmers since December, 2018.

5. Implementation of PM KUSUM Scheme

Government of India has approved “Kisan Urja Suraksha aur Uttan Maha Abhiyan (KUSUM)” scheme for farmers for installation of solar pumps and grid connected solar power plants. Ministry of New & Renewable Energy (MNRE), Government of India has issued guidelines with following components:

- Kusum Component-A:** Under PM-KUSUM scheme (component-A) RREC has issued letter of allocation (LoA) to 623 successful applicants for aggregate 722 MW capacity on July, 2020 for setting up De-centralized solar power plant of 0.5 MW to 2 MW capacity on barren land of farmers within 5 Km range of 33/11 KV GSS of Discoms. Out of 623 solar power generators (SPGs), 181 SPGs have submitted Project security for signing of Power Purchase Agreement (PPA), 115 PPAs have been signed so far and signing of balance PPAs is under progress.
- Under Kusum Component-B:** 25,000 targets has been given by Government of India for providing solar pump-sets for off-grid pump-set applicants, application have been invited through Horticulture Department. Tender has been awarded by MNRE to Energy Efficiency Services Limited and LoA have been issued to different vendors by Horticulture Department so far. Under this 5,248 Pump set have been solarised by the Horticulture Department.
- Under Kusum Component-C:** 12,500 target has been given by Government of India for solarizing existing up to 7.5 HP agriculture connections. Pilot project of the 64 locations successfully completed, work for another 9,833 has been awarded recently while 2,912 are under tender process.

RENEWABLE ENERGY

Rajasthan Renewable Energy Corporation Limited (RRECL) is State Nodal Agency of Ministry of New and Renewable Energy (MNRE), Government of India for generation of energy from non-conventional energy sources in the State and is also a State Designated Agency of Bureau of Energy Efficiency (BEE) for promoting energy efficiency and energy conservation.

The status of implementation of various schemes by RRECL upto December, 2020 is as follows:

a. Solar Power Generation

Rajasthan is blessed with Maximum Solar Radiation Intensity of about 6-7KWh/ Sq. m/day and maximum sunny days (more than 325 days in a year) with very low average rainfall. As per the assessment of Ministry of New and Renewable Energy Government of India, Rajasthan has a potential of 142 giga watt of electricity from solar source. The State, known for its dry desert is now fast emerging as the biggest hub of solar power. Solar power plants of 5,002 MW have been commissioned in the State upto December, 2020. Further, State Government has issued an investor friendly Rajasthan Solar Energy Policy, 2019

b. Development of Solar Parks and Mega Solar Power Projects

Solar park of 2,245 MW capacity have been commissioned in 4 phases at Bhadla, Jodhpur:

- Bhadla Solar Park Phase-I (65 MW)** is developed by Rajasthan Solar Park Development Company Limited (a subsidiary of RRECL). 65 MW capacity has been commissioned.
- Bhadla Solar Park Phase-II (680 MW)** is developed by Rajasthan Solar Park Development Company Limited (RSDCL) (a subsidiary of RRECL). 680 MW capacity has been commissioned.
- Bhadla Phase-III (1,000 MW)** is developed by M/s Saurya Urja Company of Rajasthan Limited (SURAJ). It is a Joint Venture Company (JVC) between Government of

Rajasthan and IL & FS Energy Development Company Limited. 1,000 MW capacity has been commissioned.

- iv. Bhadla Phase-IV (500 MW) is developed by M/s Adani Renewable Energy Park Rajasthan Limited. It is a Joint Venture Company (JVC) of Government of Rajasthan & M/s Adani Renewable Energy Park Limited. 500 MW capacity has been commissioned.

RSDCL on its own developed Phase-I of Bhadla Solar Park, Jodhpur. Phase-II, III and IV was developed under solar park scheme of MNRE.

Further, three solar parks are in development stage under solar park scheme of MNRE.

- Phalodi-Pokaran Solar Park (750 MW) is developing by JVC M/s Essel Saurya Urja Company of Rajasthan Limited. It is a JVC between Government of Rajasthan & Essel Infra Limited.
- Fatehgarh Phase-IB (1,500 MW) is developing by JVC M/s Adani Renewable Energy Park Rajasthan Limited.
- Nokh Solar Park (925 MW) is developing by Rajasthan Solar-Park Development Company Limited (RSDCL).

c. Rooftop Solar Power Projects Scheme (Phase-I)

State of Rajasthan has successfully implemented 3 Schemes of Grid Connected Rooftop Solar Programs with 30 per cent Central Financial Assistance (CFA) /Subsidy support from MNRE in last 5 years. Total Rooftop Capacity commissioned under the State with subsidy is approximately 36 MW. Phase-I was completed in March, 2019.

d. Rooftop Solar Power Projects Scheme (Phase-II)

The detailed Operational Guidelines for implementation of Phase-II of Grid Connected Rooftop Solar Programme were issued by MNRE, Government of India on 20th August, 2019. In this Programme, Central Financial Assistance (CFA) for the residential sector has been restructured as given in table 5.6:-

Table No. 5.6

Sectors	System Capacity	Central Financial Assistance
Residential sector	Upto 3 KW capacity	40%
	Above 3 KW and up to 10 KW capacity	20%
Group Housing Society/ Residential Welfare Associations for common facilities.	Upto 500 KW (@ 10 KW per house)	20%

MNRE has sanctioned total 45 MW capacity to Rajasthan Discoms (JVVNL-25MW, Jd.VVNL-15MW & AVVNL-5MW) under Phase-II of Grid Connected Rooftop Solar Programme for Residential Sector. Energy Department, Rajasthan has authorized RRECL to implement the scheme.

The implementation of rooftop projects in residential sector of the State is under progress. Total 382 MW solar roof top project have been commissioned under Net Metering Regulation so far, including subsidy project.

e. Renewable Energy Service Company (RESCO) Mode Solar Rooftop scheme

Scheme for Grid Interactive Rooftop Solar Power Projects on Government Buildings under RESCO Mode is taken-up by Rajasthan Renewable Energy Corporation. RREC has selected 2 implementation Partners through competitive bidding and discovered a tariff of ₹4.15 per unit (fixed for 25 Years). 14 MW capacity has been allocated to these two firms. The implementation of the scheme in the State is in progress.

f. Wind Power Programme (Wind Energy)

The Government of Rajasthan has issued the Rajasthan Wind & Hybrid Energy Policy-2019 on 18th December, 2019. The wind energy potential in the

State is estimated to be about 1,27,750 MW at 120 meter hub height as per assessment of National Institute of Wind Energy (NIWE), MNRE, Government of India. A total of 4,337.65 MW wind power capacity has been commissioned upto December, 2020 in the State.

g. Biomass Energy

Among different renewable energy sources, Biomass is also a clean energy source. The main source for biomass energy in the State of Rajasthan is mustard husk and julie flora. Total 13 Biomass Power Generation Plants of 120.45 MW capacity has been commissioned upto December, 2020 in the State, out of which 2 plants of 28 MW is not operational since 2012. Presently 2 Biomass power plants of total 14 MW capacity are under execution.

h. Energy Conservation Programme

RREC is also implementing energy conservation program to promote use of energy efficient appliances through different promotional activities and is establishing pilot projects time to time, to showcase the energy savings in the State. To recognize the sincere efforts towards Energy Conservation, RRECL is organizing, Rajasthan Energy Conservation Awards (RECA) on every 14th December i.e. Energy Conservation Day. So far total 11 awards functions have been organized. The major categories for the awards include Industries, Energy Auditors/Manager, Government Buildings, Hospitals, Institutions and Individuals etc.

ROAD

If power is the backbone, roads are an economy's lifelines. A proper road network is among the most important prerequisites of economic development. As the most accessible, convenient and far-reaching mode of transport, roads allow bridging of geographical barriers, and have the potential to greatly reduce rural-urban, rich-poor divides and other forms of inequity. Access to employment, social, health, educational and all other kinds of services is made possible through roads.

Conventional road network needs to be supplemented with expressways to keep pace with the requirement of uninterrupted movement of fast vehicles that are extremely necessary for the logistics industry across the state. It has been seen that a paved surface in a reasonably good condition can lead to savings to the tune of 15 to 40 per cent in vehicle operation cost. This assumes greater significance in the wake of the ongoing energy crisis and the consequent need for sustainable alternatives.

Government has prepared a plan to connect villages with roads which are not yet connected according to census 2011. Under the first phase, 57 villages have been connected with roads and work in progress in 330 villages.

Work on 4 ROB completed. Works on 35 Road over Bridges (ROBs) are in progress. Detailed project report of another 36 ROBs are also in progress. Work on 18 Road under Bridges (RUBs) also completed. Work are in progress on 38 RUBs.

Achievements during last two year

During the last two years, expenditure to the tune of ₹10,788.31 crore has been incurred on road development. New roads of length 4,248 kilometre and National Highways of length 689 kilometre have been constructed. As far as State Highways and major district roads are concerned, 3,159 kilometre roads have been developed. 16,967 kilometre of other district roads and village roads have been strengthened and renewed. 193 new villages and habitations have been connected with roads.

Significant efforts are being made in improving the State road network in past years yet there are huge gaps which need to be considered. The total road length which was just 13,553 Km in 1949 increased to 2,69,028.16 Km upto March, 2020. The road density in the state is 78.61 Km per 100 sq. Km at the end of March, 2020 whereas national road density is 152.04 Km per 100 sq. km. The total classified road length is given in table 5.7.

Table 5.7 Road Length in the State as on 31st March, 2020**(In Km)**

S. No.	Classification	BT	MR	GR	FW	TOTAL
1	National Highways	9603.55	0.00	8.00	1006.54	10618.09
2	State Highways	15580.00	4.20	0.00	37.05	15621.25
3	Major District Roads	8597.39	2.00	47.25	133.31	8779.95
4	Other District Roads	45435.91	3184.12	473.18	4698.31	53791.52
5	Village Roads	139623.23	1692.16	36223.39	2678.57	180217.35
Grand Total		218840.08	4882.48	36751.82	8553.78	269028.16

(BT- Black Top, MR- Metal Road, GR- Graveled Road, FW-Fair Weather)

Out of the total road length of 2,69,028.16 Km road, PWD maintains 1,68,403.14 Km. 99 per cent works in rural area and 1 per cent work (1,869 Km length) in urban areas are being executed by PWD.

There are 43,264 inhabited villages in the State as per census 2011. The connectivity of villages by Black Top road in different population groups at the end of 2019-20 and upto December, 2020 is shown below in table 5.8.

Table 5.8 Road Connectivity of Villages

S. No.	Population Group	Total number of inhabited villages (as per census 2011)	No. of Villages connected as on March, 2020	No. of Villages connected upto December, 2020 (Provisional)	Per cent of Villages connected
1	1000 & Above	17284	17136	17176	99.38
2	500-1000	12421	11704	11721	94.36
3	250-500	7638	6116	6116	80.07
4	100-250	3518	1739	1739	49.43
5	Below- 100	2403	880	880	36.62
Total		43264	37575	37632	86.98

During the year 2020-21, the important achievements of road development upto December, 2020 are given below:

- 821Km BT roads have been constructed under

Pradhan Mantri Gram Sadak Yojana (PMGSY), Missing links, State Road Fund and Rural Roads.

- 6 habitations (Dhani/Majara) having population 250 and above were connected under PMGSY.

- 57 villages having population 500 and above as per census 2011 were connected under State Road Fund Village Connectivity Scheme.
- 40 Km Gramin Gaurav Path (CC road) completed.
- Widening, strengthening and renewal of 517 Km State Highways and Major District Roads completed under Central Road Fund, State Road Fund, NCR, NABARD and PPP.
- Strengthening and renewal of 2,539 Km other district and village roads completed under rural roads, State Road Fund, NABARD, Urban Roads, PMGSY-III financial incentives and NCR.

Following new sanctions issued

State Road Fund: For renovation of 67 roads in 821.25 Km with a cost of ₹703.31 crore proposals were sent to Mining Department to be sanctioned in District Mining Foundation Trust (DMFT) scheme. Tender has been invited.

PMGSY-III:

- Up-gradation of 8,663 Km rural roads with an estimated cost ₹4,245 crore would be executed in the State by March, 2025 under PMGSY-III.
- Sanction of first and second phase issued- details of new sanctions are:

First Phase –No. of works 237, length 2,198.38 Km and cost ₹1,139.06 crore.

Second Phase –No. of works 380, length 3,622.98 Km and cost ₹1,982.58 crore including 6 long span bridges (LSB).

Others:

- Sanction of 32 works costing to ₹723.53 crore to develop 530.56 Km state highways and major district roads, issued under Central Road Infrastructure Fund (CRIF).
- Sanction of 602 works costing to ₹403.83 crore to renew 2,243.04 Km rural roads, issued under NABARD RIDF-26.

Annual Scheme 2020-21

For road sector, an amount of ₹6,277.18 crore was provided under Annual Schemes budgeted outlay 2020-21. Against this budgeted outlay, an expenditure of ₹2,324.85 crore was incurred upto December, 2020.

BOT/PPP/Annuity Project

Rajasthan State Highway Development Project- Public Private Partnership (PPP)-

- PPP-Viability Gap Fund (VGF) -Works for development of 3 roads of 104.50 Km state highways amounting to ₹312.79 crore were awarded on PPP VGF basis. 2 works have been completed and 1 work is in under progress. An expenditure of ₹4.85 crore has been incurred upto December, 2020 during the year 2020-21.
- Rajasthan State Highway Development Project-I Asian Development Bank PPP-(Annuity/EPC) – Works for development of 12 roads of 745.73 Km state highways amounting to ₹1,932.72 crore were awarded on PPP annuity basis. Out of which 8 works have been completed and 4 works are under progress with assistance of Asian Development Bank (ADB). 4 EPC works were awarded with sanction amount ₹519.65 crore which are completed. An expenditure of ₹493.42 crore has been incurred and 19.19 Km road was developed upto December, 2020 during the year 2020-21.
- Rajasthan State Highway Development Project-I ADB-II PPP- Engineering Procurement and Construction (EPC) – Works for development of 6 roads of 474.03 Km state highways amounting to ₹1,238.27 crore are in progress with assistance of ADB. An expenditure of ₹167.78 crore has been incurred and 82.82 Km road was developed upto December, 2020 during the year 2020-21.
- Rajasthan State Highway Development Project-II WB PPP-(EPC)–Works for development of 3 roads involved 327.62 Km state highways amounting to ₹969.11 crore are under progress. An expenditure of ₹271.99 crore has been incurred and 27.46 Km road was developed upto December, 2020 during the year 2020-21.

National Highway-Engineering Procurement and Construction (NH-EPC) Mode with PWD

The works of 38 projects amounting to ₹6,102.59 crore are in progress under Engineering Procurement and Construction (EPC) mode, out of which 5 project have been completed.

National Highway Authority of India (NHAI)

NHAI work progress during 2020-21 are as follows-

- 37 works having length 3,105 Km of total estimated cost ₹34,534 crore are under progress. Out of which 8 works have been completed.
- 5 works having length of 1,039 Km, estimated cost of ₹5,263 crore under Bharatmala Scheme are under progress. Out of which 2 works have been completed.
- Delhi-Vadodara Greenfield Expressway- Total road length to be developed in Rajasthan is 374 Km with an estimated cost of ₹11,203 crore. 10 Packages of length 292 Km have been awarded and appointed date has been issued for 2 Packages of length 62 Km.
- Sangaria - Sanchore - Santalpur Greenfield Expressway having total length of 637 Km is to be developed in Rajasthan with an estimated cost of ₹11,388 crore. 23 Packages having length 637 Km has been awarded and appointed date has been issued for 15 package of length 419.40 Km.

Vikas Path

As per budget announcement of 2019-20, Wall to Wall Vikas Path in each Gram Panchayat would be constructed in next five years. In this regard guidelines have been issued. Details of main guidelines are as follows:-

- Width of Vikas Path approximately will be 5.50 metre.
- Average length of Viaks Path will be 1 Km.
- Vikas Path will be constructed with mandatory thickness of precast cement concrete box as per design of M 30 grade.

- L-Shape drain along with walls of houses will be constructed on both sides of the Vikas Path.
- Drains will be covered in front of houses at entrance.
- On every 250 metre distance of Vikas Path, utility service pipeline will be cast.
- Selection of village and alignment of Vikas Path will be done by a district level committee. The committee members will be concerned district collector, MLA and superintending engineer.

Sanction of first phase to construct 173.75 Km Vikas path with estimated cost of ₹143.53 crore at 183 gram panchyat, has been issued in November, 2019. 38 works have been completed and 145 works are in progress. During 2020-21, 2 Vikas Path or 8 to 10 Km roads for renewal in each constituencies will be taken up.

RAJASTHAN STATE ROAD TRANSPORT CORPORATION (RSRTC)

Rajasthan State Road Transport Corporation (RSRTC) was established on 1st October, 1964 under the Road Transport Corporation Act, 1950. Presently RSRTC has total fleet of 5,183 self-owned and hired private buses. As per requirement in December, 2020 RSRTC is operating 3,108 buses. In December, 2020 RSRTC buses covered 10.62 lakh Kms on 1,619 routes, carrying 5.26 lakh passengers per day. The vehicle fleet status and actual operational results from 2016-17 to 2020-21 (upto December, 2020) are shown in table 5.9 and 5.10 respectively.

Table 5.9 Year wise Vehicle fleet status

Description/Year	(Number)				
	2016-17	2017-18	2018-19	2019-20	2020-21**
Corporation Vehicles	4284	4528	4270	3751	4259
Hired Vehicles	351	916	1025	959	924
Total	4635	5444	5295	4710	5183
Average Fleet Age (in year)	5.26	5.43	6.31	6.00	5.55
Addition of new vehicles in fleet	448*	260*	NIL	534	341
Condemned vehicles	269	277	411	526	274

**Upto December, 2020

*Including Midi buses,

Table 5.10 Year wise Actual operational results

Description/ Year	2016-17		2017-18		2018-19		2019-20		2020-21 *\$
	Target	Achievement	Target	Achievement	Target	Achievement	Target	Achievement	Achievement
Km (In Cr.)	61.79	58.10	65.87	61.85	61.51	54.38#	57.44	52.19	15.51
Vehicle Utilization (Km/Bus/ Day)	405	393	400	388	360	392	385	389	351
Fleet Utilization (%)	95	87	90	77	89	68	78	74	36
Operational Earning per Km (₹)	33.53	28.82	35.10	29.84	35.15	31.72	34.49	33.75	32.57

*Upto December, 2020

#Due to 23 days strike of employees operation affected

\$Due to COVID-19 Lock down RSRTC started operation as per government guide line and no target was given.

Innovations of RSRTC

- Induction of 48 electric buses (12 meter length AC buses) is in final stage.
- For Passenger information, LED Display system deployed at 43 RSRTC bus stands is in process.
- To encourage more and more online ticket booking, RSRTC has started cash back offers.
- After lock down RSRTC started operations as per requirement of public.
- According to the guideline of Honourable Chief Minister RSRTC had operated 12,289 Shramik Special Services for laborers.
- According to the guideline of Honourable Chief Minister RSRTC has started Moksh Kalash Special Services to Haridwar. Under this, 578 vehicles were operated and services provided for 12,481 moksh kalash and for 24,455 passengers during 25th May, 2020 to 31st December, 2020.
- During COVID-19 pandemic more than 5 lakh passengers have been transported and sent to their destinations, for this RSRTC had been awarded with excellence in transport category national PSU award.
- RSRTC providing free travelling facility to State/National awarded teachers from 4th February, 2020 in local and express buses.
- RSRTC has started ABCD (Apni Bus Care Day) program have done maintenance work of 950 buses from targeted 1,000 buses.
- RSRTC has providing free travelling facility to

Paramilitary Forces (BSF/CRPF/RAC) gallantry medal holders from 20th May, 2020 in all categories of RSRTC buses.

- RSRTC has providing 25 per cent rebate to Home Guards from 9th September, 2020 in local and express buses (to travel on your own) within State.
- RSRTC has provided free travelling facilities to 10,09,092 women on Women's Day and 10,86,092 women on Raksha Bandhan.
- RSRTC has provided free travelling facility to all the students appearing for JEE and NEET exam, 2020 in September, 2020 to come to the city of examination centre in local and express buses.
- RSRTC awarded Ministry of Transport's road safety awards for the year 2019-20 and 2020-21 in category having fleet size between 4001-7500 for lowest accident rate.

TRANSPORT

Registration of Motor Vehicles

Robust Transport System is a powerful engine of economic development. Increase in registration of motor vehicle shows growth in transportation facilities in the State. The total number of motor vehicles registered with the transport department in the state was 192.36 lakh upto 2019-20, which reached to 199.50 lakh by the end of December, 2020, showing an increase of 3.71 per cent. The details of various categories of vehicles registered in State are given in table 5.11 and figure 5.3.

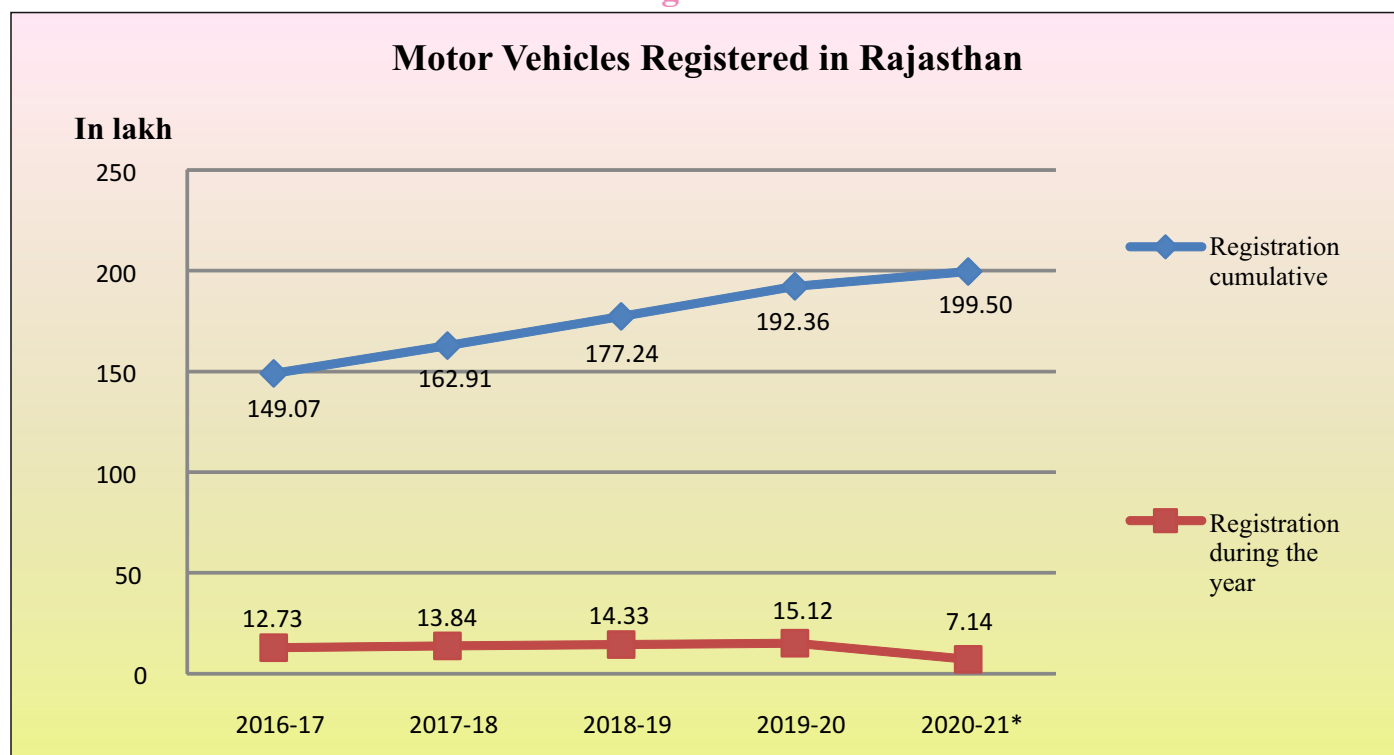
Table 5.11 Motor Vehicles Registered in Rajasthan

(Number)

S. No.	Type of Vehicle	Cumulative Numbers by the end of Year				
		2016-17	2017-18	2018-19	2019-20	2020-21*
1	Motorised Rickshaws	90	90	90	90	90
2	Two Wheelers	11250427	12314229	13431554	14620319	15154008
3	E-Rickshaw	5848	10351	12984	17194	19133
4	E-Cart	183	600	743	1089	1562
5	Auto Rickshaws	151425	160015	167779	184403	186726
6	Tempo carrying goods	69555	74533	77911	82700	83890
7	Tempo carrying passengers	43166	47209	50862	51446	51548
8	Car	988391	1095526	1204005	1307579	1382063
9	Jeep	435366	487366	543181	594743	610235
10	Tractor	1029721	1092432	1153510	1223825	1286687
11	Trailer	80042	84642	85356	86414	87187
12	Taxis	143075	152429	160994	167536	168748
13	Buses and Mini Buses	108681	113964	118301	124070	124882
14	Trucks	561158	613055	665926	718325	733584
15	Misc.	39465	44516	50480	56277	60117
Total		14906593	16290957	17723676	19236010	19950460

* Upto December, 2020

Figure 5.3



* Upto December, 2020

Revenue of ₹2,506.30 crore has been earned upto December, 2020 against the revenue target of ₹6,000.00 crore for the financial year 2020-21.

Attempts of during lockdown

The state government exempted full motor vehicle tax on state carriage / contract carriage and Rajasthan state road transport corporation vehicles for the month of April, 2020 to June, 2020. For the month of July, August, September, 2020 motor vehicle tax exemption of 75 per cent, 50 per cent, 25 per cent respectively was provided.

During the lockdown period, the State Government exempted full motor vehicle tax on the omni bus not covered under any permit (Spared Vehicles) for the month of April, May, June, 2020 and 75 per cent exemption for the month of July, 2020.

RAILWAYS

The total length of railway routes in the State was 5,929 Km in March, 2018, which has marginally increased to 5,937 Km at the end of March, 2019 (as

per Indian Railway Year Book 2018-19). The Railway length in State is 8.81 per cent of all India route length of 67,415 Km.

POSTAL & TELECOMMUNICATION SERVICES

Telecommunication is one of the prime support services needed for rapid growth and modernization of various sectors of the economy. It has become more important in recent years because of the rapid growth of information technology and its significant impact on the economy.

Postal and telecommunication services are instrumental in strengthening communication among various areas, segments and communities in the State. The total number of post offices in the State was 10,307 and telecom subscribers were 660.20 lakh at the end of March, 2020. The status of post offices and telecom subscribers in the State for the year 2019 and 2020 are given in table 5.12.

Table 5.12 Status of Post Offices and Telecom Subscribers in the State (Upto March)

S. No.	Item	Unit	2019	2020
1	Post Offices	Number	10311	10307
(i)	Rural	Number	9679	9675
(ii)	Urban	Number	632	632
2	Telecom Subscribers (Wireless + Wire line)	Lakh	647.70	660.20
(i)	Wireless Subscribers	Lakh	642.30	655.30
(ii)	Wire line Subscribers	Lakh	5.40	4.90

DISASTER MANAGEMENT AND RELIEF

During the financial year 2020-21, amount of ₹2,096.22 crore was available as opening balance for State Disaster Response Fund (SDRF). During the financial year 2020-21, an amount of ₹1,975.00

crore is to be received against which first instalment of ₹987.50 crore has been received and second instalment of ₹987.50 crore is yet to be received from Government of India. The contribution of Government of India is 75 per cent and the State Government is 25 per cent in the instalments. An amount of ₹853.25 crore has been received from

Government of India under National Disaster Response Fund (NDRF) against the Kharif-2076 Flood and Drought Memorandum and the Rabi-2076 Locust Memorandum. In this way for the year 2020-21,

an amount of ₹3,936.97 crore is available including opening balance, out of which an amount of ₹1,458.08 crore upto December, 2020 was allotted for the activities mention in table 5.13.

Table 5.13 Allotment of funds under different items during the year 2020-21

(₹Crore)

S. No.	Activity	Amount (Upto December, 2020)
1	Relief Activities a. Drinking Water b. Cattle Conservation Activity	6.15 2.53
2	Agriculture Inputs Subsidy & Locust control activities	559.25
3	COVID-19	656.03
4	Other Items	234.12
Total		1458.08

- In Rabi Samvat-2076, 960 villages of 08 districts have been declared scarcity affected due to Locust attack.
- In Rabi Samvat-2076, 861 villages of 15 districts have been declared scarcity affected due to Hailstorm.
- Relief Activities viz Cattle Conservation, Water

Transportation have been carried out in scarcity affected districts in Samvat-2076.

- In Kharif Samvat-2077, 25 Tehsils of 6 Districts has been declared scarcity affected due to Drought and a Drought Memorandum of ₹802.26 crore for additional assistance from NDRF has been sent to Government of India.



EMERGING SERVICE SECTOR

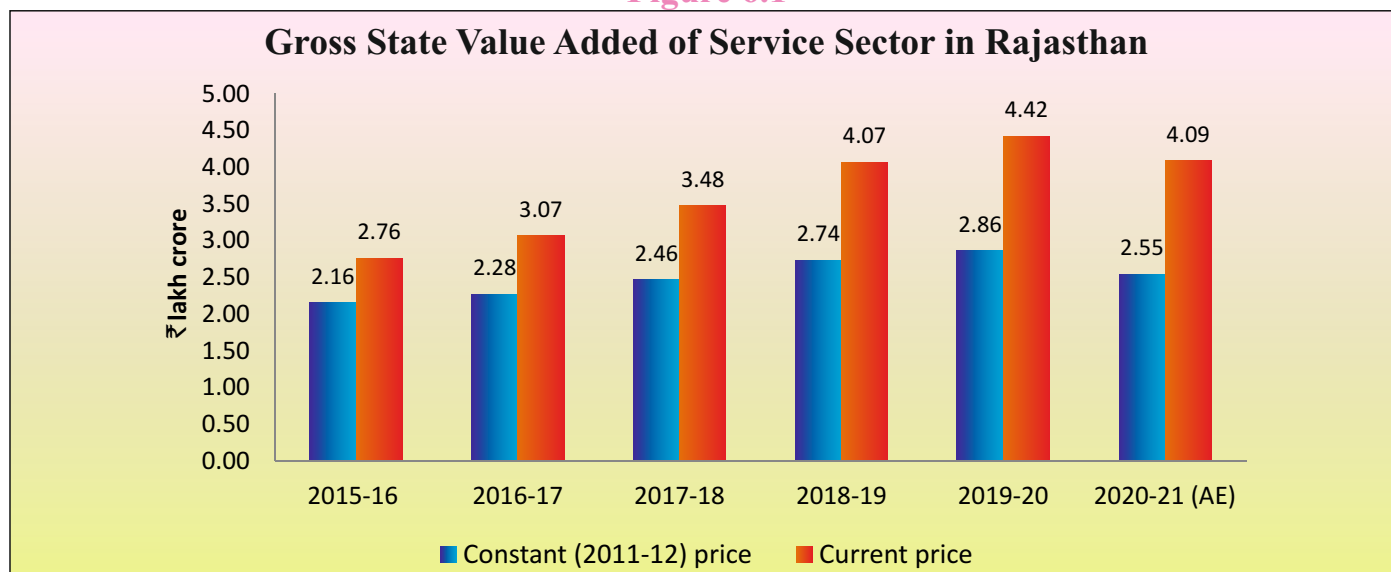
- Under the 'Vande Bharat Mission', 56,348 Non-resident Indians (NRIs) arrived by 414 International flights in Rajasthan during COVID-19.
- Government museum Baran was virtually inaugurated by Hon'ble Chief Minister on 20th August, 2020 on the birthday of late Shri Rajeev Gandhi.
- Video Conferencing set-up was established up to the gram panchayat level for face-to-face communication and 185 V.Cs has been done by the Hon'ble C.M. on COVID-19 for efficient monitoring.
- More than 100 lakh Jan-Aadhaar cards for NFSA families have been printed and distributed to more than 80.30 lakh families.
- Jan-Aadhaar card has been recognized as the proof of Identity and Address document for the family and also being recognized by Government of India.
- Work of 3D GIS Model for the preservation of the monuments and historic buildings of Rajasthan has been started. Work has been conducted for Data collection of 10,000 KM roads by mobile vans.
- Command and Control Centre for integrated solution on GPS and CCTV based security has been set up at 7 divisional headquarters and 26 districts.
- Rajasthan Tourism Policy, 2020 has been introduced in the state by notification on 9th September, 2020.
- The Raj-COVID info App has been developed for effective Monitoring of the COVID-19 and implementation of the quarantine process is ensured by the Geo-fencing technique through the mobile application.
- In Rajasthan Investment Promotion Scheme-2019 (RIPS), tourism sector was included as a Thrust sector. During the year 2020-21, additional benefit of Interest Subsidy/ Capital Subsidy has been allowed.

OVERVIEW OF SERVICE SECTOR IN RAJASTHAN

Service sector includes various activities ranging from highly sophisticated activities like computer software and telecommunication to a simple service delivered by a plumber. Due to inclusion of myriad set of activities, there is no unique definition of Service sector. According to the National Accounts classification, the service sector incorporates trade, hotels & restaurants, transport, storage and communication, financing, insurance, real estate,

business services and community, social and personal services. The Gross State Value Added by Service sector at current and constant (2011-12) Prices is shown in figure 6.1. Gross State Value Added (GSVA) by services at constant (2011-12) prices has increased from ₹1.62 lakh crore in 2011-12 to ₹2.55 lakh crore in 2020-21, registering an increase of 5.18 per cent per annum (CAGR) during this period while at Current Price, GSVA of Service Sector increased from ₹1.62 lakh crore in 2011-12 to ₹4.09 lakh crore in 2020-21 recording an increase of 10.86 per cent per annum (CAGR) during this period.

Figure 6.1



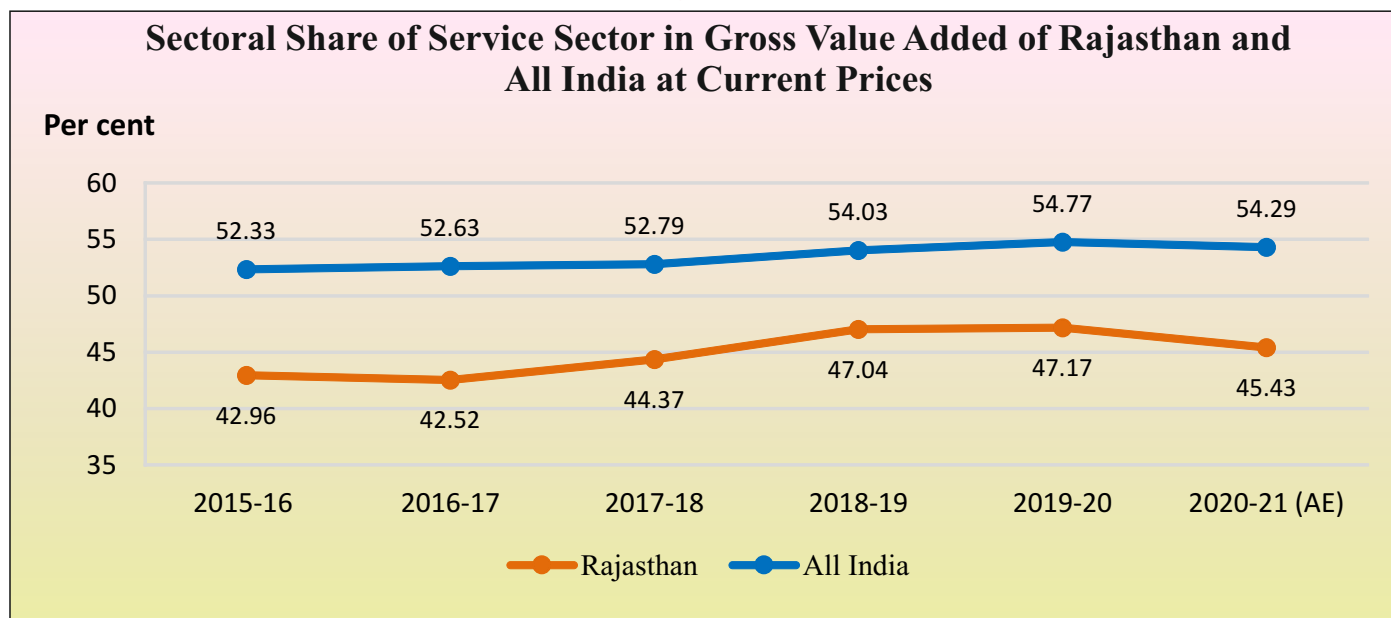
Note: For the year 2018-19 Revised Estimates-II, 2019-20 Revised Estimates-I and 2020-21 Advance Estimates (AE)

Share of Services Sector in Rajasthan's GSVA

In 2020-21, service sector with a share of 45.43 per cent in Rajasthan's Gross State Value Added (GSVA) at current price continued to be the largest sector in

Rajasthan's economy. There was a slight change in the sectoral composition of GSVA with share of services decreasing from 47.17 per cent in 2019-20 to 45.43 per cent in 2020-21. Share of service sector from the year 2015-16 to 2020-21 is shown in figure 6.2.

Figure 6.2



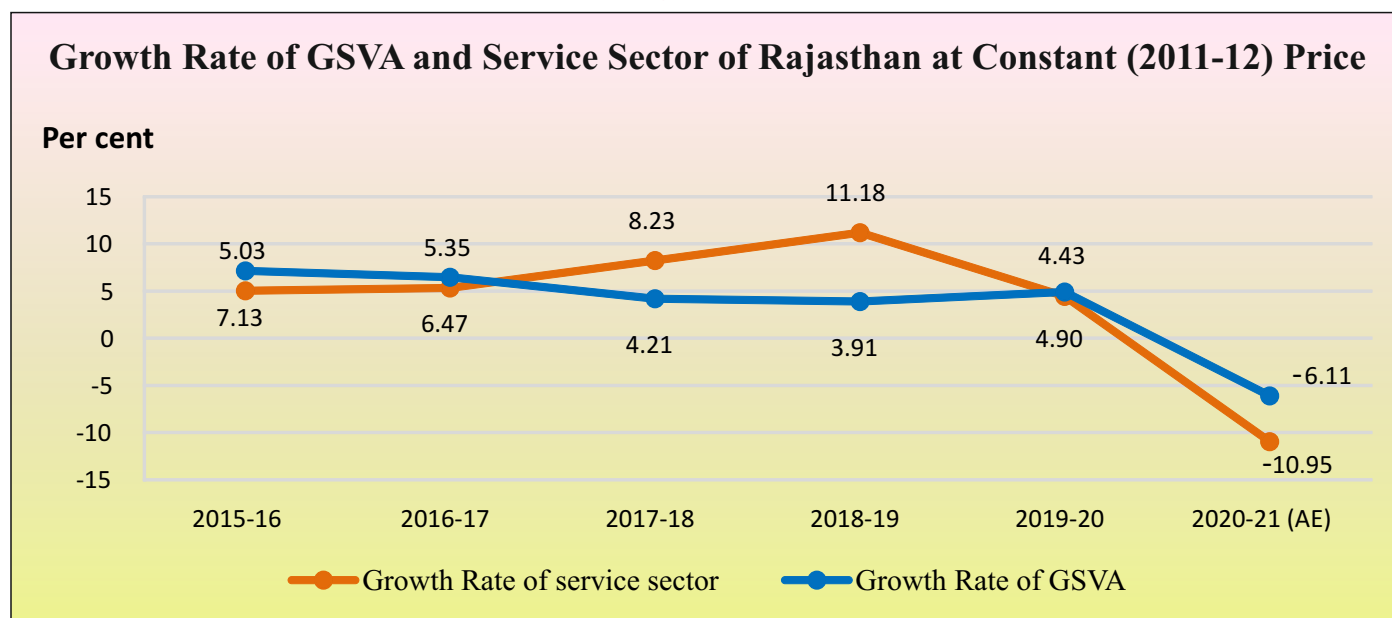
Note: For the year 2018-19 Revised Estimates-II, 2019-20 Revised Estimates-I and 2020-21 Advance Estimates (AE) for Rajasthan. For All India, Year 2019-20 Provisional Estimates (PE) & Year 2020-21 Advance Estimates (AE).

Growth Rate of GSVA by Service Sector at Constant (2011-12) Prices

The growth rate of services has been volatile with a sharp fall in 2020-21 when it fell to around -10.95

per cent from 4.43 per cent in 2019-20 due to the economic crisis arising during the pandemic of Covid-19. The growth rate Service Sector in Comparison to GSVA is shown in figure 6.3.

Figure: 6.3



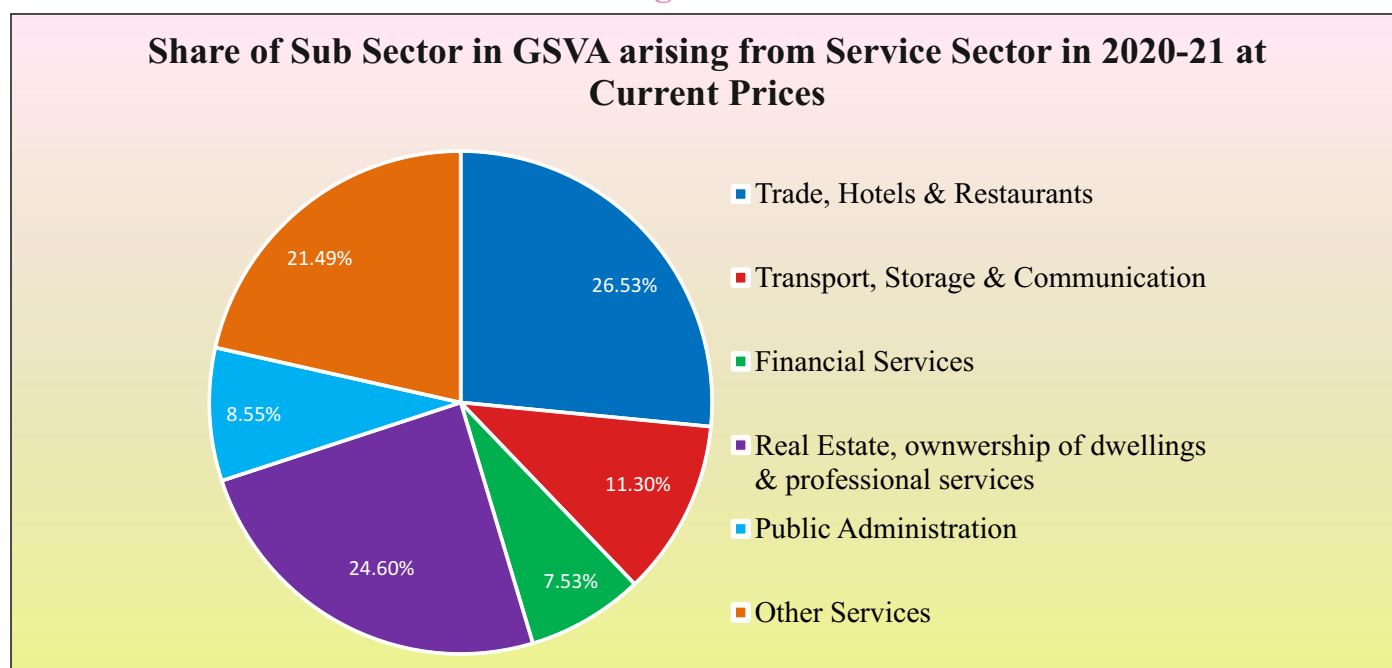
Note: For the year 2018-19 Revised Estimates-II, 2019-20 Revised Estimates-I and 2020-21 Advance Estimates (AE)

Composition of Sub-Sectors within Services Sector at Current Prices

Trade, hotels and restaurants has the significant position in service sector in the state of Rajasthan. In 2020-21, trade, hotels & restaurants contributed around 26.53 per cent of the GSVA in the service sector, followed closely by real estate and professional services with a share of 24.60 per cent.

The share of other services was around 21.49 per cent and of transport, storage and Communication was around 11.30 per cent in the Gross State Value Added (GSVA) of the services sector, while this number was 8.55 per cent for public administration and 7.53 per cent financial services. These shares of different sub-sectors within services sector are provided in figure 6.4.

Figure: 6.4



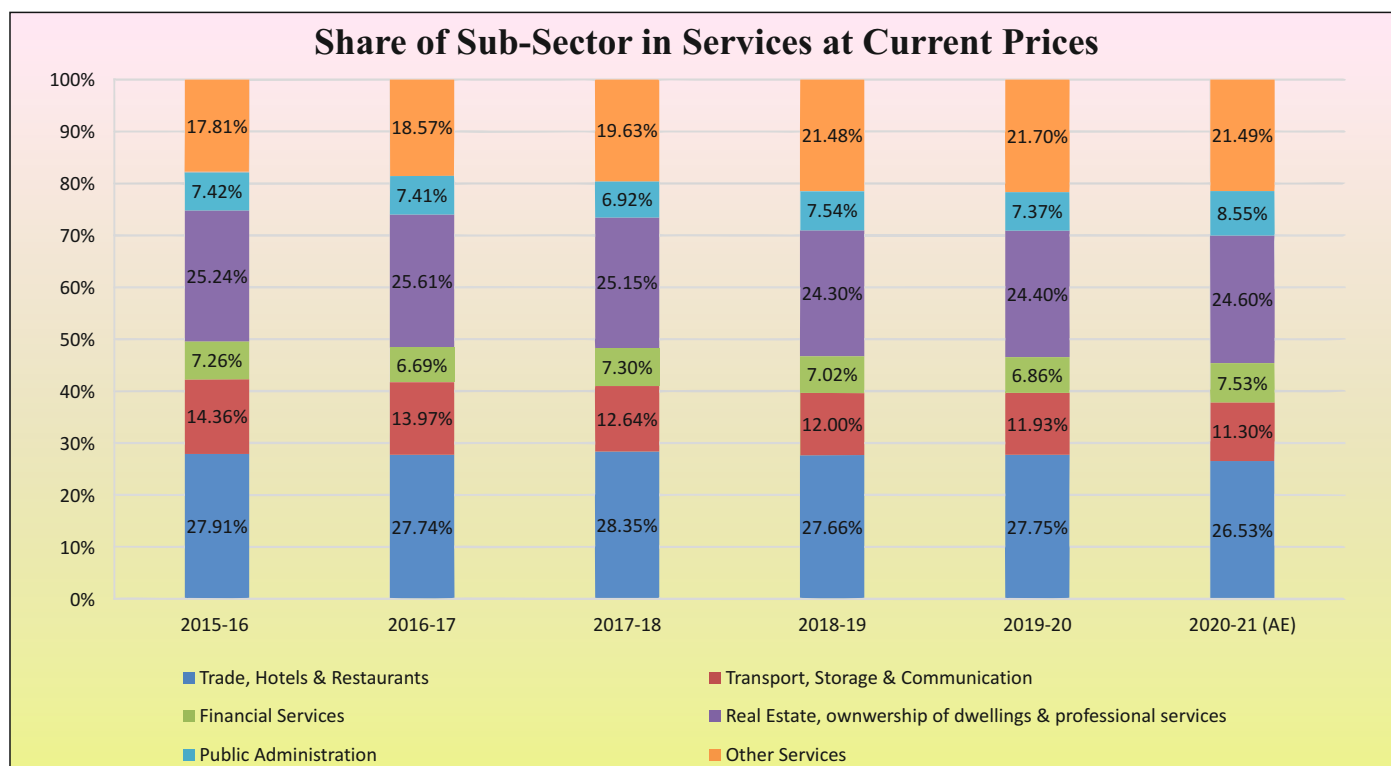
Note: For the year 2018-19 Revised Estimates-II, 2019-20 Revised Estimates-I and 2020-21 Advance Estimates (AE)

Change in the share of sub-sectors in the GSVa at current price by services

As regards the contribution of different sub-sectors of Service in the GSVa of Service sector, the share of trade, hotels and restaurants in Service GSVa (at current price) has decreased from 27.07 per cent in 2011-12 to 26.53 per cent in 2020-21. The share of other service increased from 15.67 per cent in 2011-12 to 21.49 per cent in 2020-21. In the same time period,

there is a decline in the share of transport, storage and communication which declined from 14.14 per cent in 2011-12 to 11.30 per cent in 2020-21. Similarly, the share of financial services declined from 8.44 per cent in 2011-12 to 7.53 per cent in 2020-21 and the share of public administration declined from 9.09 per cent in 2011-12 to 8.55 per cent in 2020-21. Share of sub sector of services from the year 2015-16 to 2020-21 is shown in figure 6.5.

Figure: 6.5



Note: For the year 2018-19 Revised Estimates-II, 2019-20 Revised Estimates-I and 2020-21 Advance Estimates (AE)

The subsequent section provides a detailed overview on the progress on the various components that plays a pivotal role in the growth of Services sector in Rajasthan. These include Tourism and Hospitality Services, Financial Services, Information Technology & Communication and Science & Technology.

TOURISM

Rajasthan State is one of the most popular tourist destination in India and has a prominent place on the world tourist map. It has various tourist attraction for both domestic and international tourists. Some

of the Unique Selling Propositions (USPs) of Rajasthan are Luxury Train (Palace-on-Wheels), Forts, Palaces and Havelies, Fairs and Festivals, Handicrafts, Heritage Hotels, Adventure Tourism, Rural and Eco-Tourism, Religious Tourism and Temple Architecture, Classical Music and Folk Dance etc., which attract tourists in the state and generate direct and indirect employment and revenue for the State.

Significant efforts are being made by the State Government to develop tourism in the State, since it has vast potential to generate employment and income for the people of the Rajasthan. During the

calendar year 2020, the number of tourist visits in Rajasthan was 155.63 lakh (151.17 lakh domestic visits and 4.46 lakh visits by foreigners).

Important Achievements:

The key achievements of the state in tourism are highlighted below:

- With a view to encourage tourism in the state and to make the state a preferred and leading tourist destination through new and experiential tourism products, 'Rajasthan Tourism Policy, 2020' has been introduced in the state by notification on 9th September, 2020.
- Tourist Police station has been established at Jodhpur and it has formally started functioning from 24th October, 2020. At present 3 Tourist Police Stations at Jaipur, Udaipur and Jodhpur are functioning in the state.
- Under the 'Vande Bharat Mission' 56,348 Non-resident Indians (NRIs) by 414 International flights arrived in Rajasthan between 22nd May, 2020 to 31st December, 2020 arrangements were made by the department for 8,550 Non Resident Indians (NRIs) in order to provide them hotels at reasonable rates for 7-day mandatory hotel quarantine.
- During the lockdown period, according to the data received from the "Stranded in India" portal of the Government of India, more than 150 foreign tourists stranded in Rajasthan were given assistance by the department regarding extension of their visa period and in coordination with the concerned district administration and foreign embassy for enabling them to catch international flights for their countries.
- After the lifting of lockdown as a result of Covid-19, Standard Operating Procedure (SOP) were issued on 22nd July, 2020 and the state government allowed to resume shooting of films under the prescribed regulations, where upon 12 films/webseries were shot in the state.
- 105 tourism units projects worth investment of 1,344.08 crore have been approved in the year 2020-21 (up to 31st December, 2020)

- 14 heritage certificates have been granted to heritage properties in the year 2020-21 (up to 31st December, 2020)
- Information of 120 heritage hotels has been made available on the website of the department for the tourists.
- During the year 2020-21 (up to December, 2020), an Expenditure of ₹3,444.08 lakh has been incurred against the allocation of ₹12,076.44 lakh.

Decisions for Corona management / innovations and achievements:

Decision was taken by the State Government to provide the following relief to the entrepreneurs associated with the tourism sector through Cabinet Memo 73/2020.

- Under the provisions of Rajasthan Investment Promotion Scheme-2019 (RIPS), additional benefits for one year were sanctioned to units of Tourism/Hotel/Multiplex sector.
- There will be a provision for reimbursement of 6 months' period (April, 2020 to September, 2020) State Goods & Services Tax (SGST) payable and deposited by the tourism industry (hotels and tour operators).
- In Rajasthan Investment Promotion Scheme-2019 (RIPS), tourism sector was included as a Thrust sector. Under this scheme during the year 2020-21, additional benefit of Interest Subsidy/ Capital Subsidy has been allowed.
- Under the Rajasthan Motor Vehicles Tax Act, 1951, Transport Department has granted concession on Motor Vehicle tax from 1 April, 2020 to 30th September, 2020 for vehicles with a capacity of more than 22 seats.
- Notification dated 28th October, 2020 has been issued by the Finance (Excise) Department for relaxation of 25 to 50 percent in bar license fees for hotels and restaurants.
- A guideline for prevention of COVID-19 epidemic were printed by the department for the travel industry, hotel business and film shooting.

- In collaboration with the Department of Arts and Culture, the measures to prevent the Covid-19 pandemic were displayed at prominent monuments and museums in the state for the help of tourists.
- Awareness campaign (23-30 June, 2020) was launched by the State Government for prevention of the Corona pandemic, in which the Department of Tourism sent messages on monuments and museums across the State through cultural programs on 23rd June, 2020.
- Department participated in a Virtual Seminar/ Webinar on “Future of Tourism Revitalizing for Sustainable Development” was organized by The Federation of Indian Chambers of Commerce & Industry (FICCI) on 27th September, 2020 on the occasion of World Tourism Day.
- Keeping in view the need of tourist and to provide detail information to tourist, department is providing information of tourism destinations, fair festivals etc. through website www.tourism.rajasthan.gov.in
- Rajasthan Tourism is being promoted by department on various social media platform.

Important Awards received in the year 2020:

- Rajasthan Best India Wedding Destination under Outlook Traveler Award presented at New Delhi on 22nd February, 2020
- Palace-On-Wheels Second Luxurious Train in the World Award at Conde Nast Readers' Choice Award 2020 presented in October, 2020
- Pink City Jaipur-Best Destination in the Country and Ranthambhore (SawaiMadhopur) – Best Wild Life Destination in the Country Award by India Today presented at New Delhi on 26th October, 2020
- Rajasthan- Best Domestic Destination Award by Travel and Leisure India & South Asia on 25th November, 2020
- Rajasthan Best Wedding and Honeymoon Destination Award by Travel and Leisure India & South Asia on 29th November, 2020

CULTURE

Jawahar Kala Kendra

Jawahar Kala Kendra (JKK) aspires to be a centre of national and international excellence in the field of visual arts, performing arts (music, dance and theatre) and literature. With the renovation of Jawahar Kala Kendra (JKK), the thrust of the programming at Jawahar Kala Kendra (JKK) is towards regular high quality curated events which include both classical and contemporary forms across all genres of art forms.

Due to COVID-19 pandemic, online activities are being organized by Jawahar Kala Kendra from May, 2020 till now. During the one month workshop (10th May to 27th June, 2020) organized through online workshop great insight of various art forms were given to children. Apart from online learning classes, online art talks related to various form of art and culture were also organized.

Visual Art and Film

A Journey with Miniature Artists of Rajasthan, Indian Classical Sculptures, Expressing with Doodle Art, Contemporary Print Making in India, Building Inclusive Society through Art-I and II, Hasrat Jaipuri Aur Unki Shakhsiyat, Hindi Aur Uski Loktantrikta, JKK organized Pink city Festival (20th - 29th January, 2020), Samarth – International Women Festival (08th - 13th March, 2020) etc. were organized. Online learning, Calligraphy and Book Binding and Architectural Drawing workshop were organized in the month of September 2020. New initiatives were also taken up by Jawahar Kala Kendra in collaboration with Department of Art and Culture, Govt. of Rajasthan in order to collect the Data Base of the Artists of Rajasthan, “A Call for the Artists Data Base Scheme” and to present the Monuments of Rajasthan “Monuments Mapping of Rajasthan scheme” have been launched. Photography competition was organized.

Performing Arts (Theatre, Music and Dance)

On the occasion of Sur Jahan (08th - 10th February, 2020) and Satya Grah Divas, open mike poetry competition were organized to showcase the Ideology

of Gandhi ji through presenting Hindi, Urdu, Panjabi and English language poetry. In Order to collect the data base of the artists of Rajasthan, 'a call for the artist's data base scheme' was launched on 10th October, 2020.

Literature: Open Mike Poetry competition was organized to showcase the various forms of Art and Literature. Recently, proposals from artists are also invited for the online activities, in collaboration with Ravindra Manch, Jaipur.

During the year 2020-21 (up to November, 2020), an Expenditure of ₹43.73 lakh has been incurred against the allocation ₹675 lakh (including capital head).

ARCHAEOLOGY AND MUSEUMS

The Department of Archaeology and Museums, Rajasthan, has been making concerted efforts to Discover, preserve, protect, exhibit and interpret the cultural legacy embodied in various forms of art and architecture.

During the year 2020-21 (upto December, 2020), total amount of ₹939.89 lakh has been incurred against the total allocation of ₹2818.78 lakh on completed and ongoing works. During the year 2020-21, works related to conservation and Restoration were carried out in the following monuments –

- Under the fund, sanctioned through Department of Archaeology and Museums, conservation and restoration works at following sites have been completed:- Group of temples- Kiradu (Barmer), Harsh Devals Shiv temple- Bilara (Jodhpur), Sun Temples- Budhadeet (Kota), Sethani ka Johra - Churu, Minaryukt Koop Butiya (Churu), Jal Mahal - Kumher (Bharatpur) and Kishori Mahal (Bharatpur).
- Under the fund, sanctioned through Department of Archaeology and Museums, conservation and restoration works at the following sites are under process :- Bhawani Natyashala (Jhalawar), Chaneri- Paneri Devalaya (Jhalawar), Ramgarh Kila (Baran), Group of temple - Awan (Kota), Fatehgarh Fort (Ajmer), Phalodi Fort (Jodhpur), Shahbad Fort (Baran), Shergarh Fort (Baran),

Deeg Fort (Bharatpur), Sajjangarh Fort (Udaipur), Talab-a-shahi (Dholpur), Shiv-temple Osiyan (Jodhpur), Rao-Bikaj ki tekri (Bikaner), Citygates (Bikaner), Sukhmahal (Bundi), Chaurashi khambon ki chhartie (Bundi), Ruins situated in front of Chopra temple (Dholpur) and anicent mound Dhoolkot (Udaipur).

- Under the fund, sanctioned through Department of Tourism, development works at following sites have been completed:- Sambhar (Jaipur), Dundheshwar Dham - Gangapur city (Sawai madhopur), Timangarh Fort (Karauli), Battish Khambon ki Chhatries Mandal (Bhilwara), ancient Mohansagar Sarowar-Muhana (Jaipur), Shree Jagdish Dham-Kemri (Karauli), Amar Singh Rathore ki chhatie (Nagaur), Rangma Talab (Karauli), Shikhar Mahal (Karauli), Shree Pabuji Temple-Kolhu (Jodhpur), Laxmi Rani Mahal- Bharatpur, Vimal Kund-Kaman (Bharatpur), Muchkund (Dholpur), Shree Samod Balaji (Jaipur).
- Under the fund, sanctioned through Department of Tourism, development works at the following sites are under process:- Ancient-Site Ganmora (Nadoti) Karauli, Malkot fort (Nagaur), Chandresal Math (Kota), Ancient Sarowar & bhawan situated at mandalgarh Talba (Bhilwara), Sunehri Khothi (Tonk), Ghat Ke Balaji (Jaipur), Bhande ke Balaji (Jaipur), Bodh Smark Virat Nagar (Jaipur).
- Under the State fund sanctioned through Devasthan Department, the conservation and restoration works at Sun temple (Jhalawar) were taken up. The conservation and restoration works at Keshorai Temple- Kesav Rai Patan (Bundi) is under process.
- The Journal of the department “Purasmapada” was published in September, 2020.
- Government museum Baran was virtually inaugurated by Hon'ble Chief Minister on 20th August, 2020.

DEVASTHAN DEPARTMENT

Devasthan Department is engaged in protection and promotion of religious culture. 390 state direct charge and 203 state self-sufficient temples and institutions are managed directly by the department.

Following schemes are being implemented by the Department:-

- **Repair, renovation and development works:-**
Out of 7 repair, renovation and development Works, 1 repair, renovation and development work canceled and 6 works are under progress. During the year 2020-21 (up to December, 2020), total amount of ₹42.44 lakh has been incurred against the allocation fund of ₹260.66 lakh.
- **Assistance to the temples run by the trusts:-**
During the year 2020-21, upto December, 2020, ₹100 lakh has been utilized against total available fund of ₹354.72 lakh. Out of 8 capital assets works identified, 2 work completed and 6 works are under progress.
- **Senior Citizen Tirtha Yatra Yojana and Sindhu Darshan Yojana :-** Under this scheme, free travel and Darshan facility is being provided to senior citizens of the state to different places of the country such as Rameswaram, Jagannathpuri, Vaishno Devi, Shirdi, Dwarkapuri, Tirupati, Kamakhya, Ujjain, Varanasi, Amritsar, Shravana-belagola, Samande shikher, Bihar Sharif, Goa, Haridwar, Kochi, Lucknow etc. During the year 2020-21, upto December, 2020, ₹289.39 lakh has been utilized against total available fund ₹1400 lakh. Due to Covid-19 pandemic the execution of this scheme is on hold.
- **Kailash Mansarovar Tirtha Yatra Yojana:-**
Under this scheme financial assistance of ₹1.00 lakh is given to each pilgrims of the state for travelling to Kailash Mansarovar. During the year 2020-21, provision of ₹100 lakh has been made. Due to COVID-19 pandemic the execution of this scheme is on hold.

- **Moksh Kalash Yojana:** In sight of COVID-19 pandemic due to improper operation of transport facility this scheme has been initiated to assist poor families to allow free travel of Haridwar by Roadways buses. 2 members of the family of deceased to immerse ashes of their loved ones in Gangaji. The executive agency of this scheme is Rajasthan State Road Transport Corporation Under this scheme all expenses made by RSRTC are reimbursed by Devasthan Department. Upto 31st December, 2020 the total number of beneficiaries are 24,455 and ₹340 lakh has been reimbursed to Rajasthan State Road Transport Corporation by Devasthan Department.

FINANCIAL SERVICES

Banking

Financial institutions are playing an important role in economic development of the State through mobilization of deposits and credit disbursement to various sectors. In order to supplement Planned financing, the Government has started to tap the facility of institutional finance from banks and other lending institutions for financing various developmental programmes in the State.

Credit through banks is an important source of investment for development in the State. Various credit-based programmes like National Rural Livelihood Mission, National Urban Livelihood Mission, Deen Dayal Antyoday Yojana (DAY), Prime Minister Employment Generation programme and schemes for development of SC/ST and other poverty alleviation programmes are being implemented for the development of the weaker/ marginalized sections of the society with the active involvement of the banks. The banks including the Regional Rural Banks, have helped in execution of various rural development schemes by providing credit support and thus they are in fulfilling the national objective of upliftment of the weaker sections.

The comparative data of bank offices, their deposits and credits in Rajasthan vis-a-vis National level, as on September, 2019 and September, 2020 are presented in table 6.1

Table 6.1 Comparative data of Bank Branches, Deposits & Credits

S. No.	Item	Rajasthan		India	
		September, 2019	September, 2020	September, 2019	September, 2020
1	Regional Rural Banks				
	(a) No. of Offices/ branches	1560	1566	21941	21936
	(b) Deposits (₹Crore)	28645	32123	440803	494013
	(c) Credit (₹Crore)	20359	23109	288742	312818
2	Foreign Banks				
	(a) No. of Offices/ branches	6	7	298	307
	(b) Deposits (₹Crore)	831	1060	572953	694197
	(c) Credit (₹Crore)	897	1070	418302	388722
3	Private Sector Banks				
	(a) No. of Offices/ branches	1354	1489	32887	34818
	(b) Deposits (₹Crore)	82467	95028	3810413	4213854
	(c) Credit (₹Crore)	91240	99209	3417984	3654804
4	Public Sector Banks*				
	(a) No. of Offices/ branches	4260	4272	88400	88612
	(b) Deposits (₹Crore)	283354	317555	8164686	9004012
	(c) Credit (₹Crore)	188353	204876	5655212	5978321
5	Small Finance Banks				
	(a) No. of Offices/ branches	311	351	3684	4479
	(b) Deposits (₹Crore)	7160	9629	52862	74708
	(c) Credit (₹Crore)	14301	15142	81919	97360
6	All Scheduled Commercial Banks				
	(a) No. of Offices/ branches	7491	7685	147210	150152
	(b) Deposits (₹Crore)	402457	455395	13041717	14480784
	(c) Credit (₹Crore)	315149	343406	9862159	10432025

Note:- *includes SBI & Associate and Nationalized Banks.

It is observed from the table 6.1 that the total deposits and credits have increased in September, 2020 in comparison to previous year September, 2019 in Rajasthan. The deposits have increased by 13.15 per cent in Rajasthan in September, 2020 over the same period in previous year while this increase was 11.03 per cent at national level. The credit-deposit ratio for all scheduled commercial banks was 75.41 per cent in Rajasthan and 72.04 per cent at all India level, as on September, 2020, while the same was 78.30 per cent in Rajasthan and 75.62 per cent at all India level in September, 2019. Total credit in Rajasthan upto September, 2020, over the same period of last year has increased by 8.97 per cent while it has increased by 5.78 per cent at the all India level. One bank branch in Rajasthan is catering to the needs of 10,348 persons on an average, as per estimated population of 795.29 lakh (as on 2020) and covers an average area of 45 square Km. of the State.

Digital Payment

Jan-Aadhaar card holders can get services for cash/financial transactions at many service points in districts, panchayat samiti and gram panchayats are available in the State. To enable such transactions more than 80,109 (upto September, 2020) kiosks /emitra/ micro ATMs have been set up. E-Mitra is a multi-service, single-window network for providing governmental information and services to the citizens. Further, Mobile Wallets such as Paytm, and m-pesa have been integrated to provide mobile payment facility to the beneficiaries.

Business Correspondent

Financial Inclusion is the process of ensuring access to financial services and timely and adequate credit to the needy and vulnerable groups such as weaker sections and low-income groups at an affordable cost, if any. Financial Inclusion goes much beyond the opening of bank accounts and incorporates financial services such as credit, saving, insurance, remittance facilities, financial counselling and advisory services by the formal financial system at the door step of the poor. Banks are providing banking services through brick and mortar branches, banking outlets and business correspondents under financial inclusion in

the state. Currently more than 80,109 E-mitra Pay Points and 19,512 Business Correspondent (BCs) are working in the State (upto 30th September, 2020).

Stand Up India Scheme

Stand up India scheme was envisaged for promoting entrepreneurship among SC/ST and women entrepreneurs. The overall intent of scheme is to leverage institutional credit structure to reach out to the underserved of the population by facilitating bank loans between ₹10 lakh to ₹1 crore which is repayable upto 7 years for green field enterprises in non-farm sector set up by SC/ST and women entrepreneurs.

To facilitate operation under the scheme Small Industries Development Bank of India (SIDBI) has set up a web-portal (<http://www.standupmitra.in>) with a view to promote wider propagation of the scheme and address any queries. Under the scheme, loan of ₹425.04 lakh has been sanctioned to 19 beneficiaries against the target of ₹13,642 lakh upto 31st October, 2020 (from 1st April, 2020 to 31st October, 2020).

Others

- Under the scheme “Pradhan Mantri Jan-Dhan Yojana (PMJDY)” in Rajasthan 2.90 crore accounts have been opened and Aadhaar seeding of 87.70 per cent accounts have been completed upto 31st December, 2020 (tentative).
- In the State under the “Pradhan Mantri Jeevan Jyoti Bima Yojana (PMJJBY)”, a total of 29.75 lakh persons and under “Pradhan Mantri Suraksha Bima Yojana”, a total of 93.77 lakh persons have been enrolled upto 31st December, 2020 (tentative).
- Atal Pension Yojana (APY) is a pension scheme with focus on workers of the unorganized sector. The minimum age of joining APY is 18 years and maximum age is 40 years. Under the scheme, guaranteed minimum pension of ₹1,000 per month is given after attaining the age of 60 years contingent on contribution by the subscriber. In the state, under this scheme, total of 11.49 lakh persons have been enrolled upto 31th December, 2020 (tentative).
- Progress of Disbursement made under Pradhan

Mantri Mudra Yojana (PMMY) through banks, Non-Banking Financial Company (NBFC) - Micro Finance Institutions and Non-Banking Financial

Companies in the Rajasthan, during the year 2020-21, upto 31st December, 2020 (tentative) is as following in table 6.2.

Table 6.2 Progress of Pradhan Mantri Mudra Yojana in the year 2020-21 (upto December, 2020)

Category	No. of Sanctions	Disbursement Amount (₹ Crore)
Shishu	1042118	3003.48
Kishore	259090	3426.02
Tarun	31245	1998.38
Total	1332453	8427.88

INFORMATION TECHNOLOGY AND COMMUNICATION

Important Schemes / Programmes of the Department

- Jan Soochna Portal:** In order to provide information of government services to the citizens in an accessible, transparent and reliable manner, the portals related to various projects are currently being developed, based on the suggestions received from the concerned department. Jan Soochna Portal has been developed by the department to provide information about all the schemes implemented by the government in one place, which will be updated from time to time. Jan Soochna Portal has been made available 277 information of 99 schemes running in 55 departments.
- UID (Aadhaar):** Under Government of India's project, a 12 digit number is being provided to all the citizens which is referred as Unique Identity number. This number is used to avail all the services provided by the Government Departments. Till 30th November, 2020 DoIT&C has made more than 170 crore authentications.
- Rajasthan Startup:** As part of State Government's mandate to give a thrust to the state's startup sector, several initiatives have been implemented. The iStart Portal (istart.rajasthan.gov.in) works as a single window for startups. Additionally, Challenge for Change, Rajasthan Stack, QRate ranking mechanism and an incubator, iStart Nest (Jaipur, Kota and Udaipur), are also made available to the State's Startups. The work of new Incubators Centres in Jodhpur, Ajmer, Bharatpur and Bikaner is under process.
- Rajasthan Sampark Portal:** Rajasthan Sampark Portal is being used as centralized grievance redressal platform. Add-on modules like - mobile app, reality check module, GIS integration and applications like advance data analytics have been developed and implemented for enhanced user experience. Reality check module with Automatic Speech Recognition (ASR) functionality has been integrated with Rajasthan Sampark Portal. A new toll free number (181) for the CM Helpline has been activated. During the COVID-19 more than 2,79,206 complaints/problems received by the war room, around 2,78,559 complaints/problems were resolved.
- Video Walls:** Video Walls have been setup in each Panchayat Samiti of the State for broadcasting various Government initiatives and audio-video streaming of live events for the residents.
- Video Conferencing:** At present more than 380 video conferencing studio are working. Due to COVID-19 pandemic, movement of officers/ employees/ public representatives is restricted. Video Conferencing set-up was extensively used up to the panchayat level for face-to-face communication. In the current pandemic period 185 video conferencing meeting has been

conducted by the Hon'ble Chief Minister. Out of which more than 88 times on COVID-19 from other states and Hon'ble Prime Minister.

- **RajNET:** Integrated network solution for connectivity upto Gram Panchayats have been provided through Rajasthan State Wide Area Network (RajSWAN). Under this project, video conferencing facility (VC room) is being provided at District Collectorate and Block Level. Low bandwidth enabled video conferencing facility are made available upto Gram Panchayat level. More than 16,800 IP Phones were distributed to Gram Panchayats and District offices.
- **Wi-Fi facility:** Wi-Fi facility has been provided in all departmental headquarters and district headquarters. Wi-Fi facility has been provided to Rajiv Gandhi Service Center and 5,264 Gram Panchayats and 6,304 hotspot installed.
- **Geographical Information System (GIS):** GIS based Decision Support System is in place where 38 GIS based web applications have been deployed for more than 50 services in 12 Departments have been hosted. Work of 3D GIS Model for the preservation of the monuments and historic buildings of Rajasthan has been started. 3D City Platform has been deployed in Data Center. Work has been done for Data collection of 10,000 KM roads by mobile vans.
- **E-Mitra:** Presently more than 475 services of government departments /private organisations are being provided electronically through more than 88,382 e-Mitra Kiosks to the citizens of the State. Simultaneously, integration of payment facility of utility bills through mobile application has also been started. More than 9,728 e-Mitra kiosk have been established at Bharat Nirman Rajiv Gandhi Seva Kendras. 7,080 new e-Mitra centers have been opened in revenue village of more than 1,000 Population.
- **E-MitraPlus:** eMitraPlus is a revolutionary step ahead in eService delivery. It provides the services directly, without any human interface, just take an ATM. eMitra Plus is the first of its kind in India. Citizens can apply for government documents like

birth certificate, domicile certificate etc. and get it printed through in-built printer. It allows multiple payment modes such as cash, debit/credit card, net banking. eMitra Plus is enabled with video conferencing facility for registering their feedback and problems directly to the officials. Besides urban area, these Kiosks are also available at rural areas of the state. 14,891 eMitra Plus Kiosks (5,000 in urban and 9,891 in rural area) has been installed.

- **Raj-Payment:** It is a payment facility for individual/firms, which can be used by any organization as plug-in for disbursement of payment.
- **Raj e-Sign:** The work of Digital Signature has been started through RISL Certifying Authorities. Now departments would not require to create Digital Signature Certificate form any private company. Integration of e-sign in various department applications is being done in a time bound manner.
- **State Portal:** Single source of information/ transactional governmental services for citizens, government users, businesses and overseas people. It is linked with web-portals of all departments.
- **eSanchar and i-Fact:** eSanchar is an application that can be linked with any departmental application for sending event based notifications to applicants/beneficiaries as well as officials through S.M.S/Voice Message/ Structure queries. i-Fact is being used through Rajasthan Sampark for reality check.
- **State Master Centralized Data Hub:** Master data hub to provide all types of master data required by client applications of various departments. It contains varied data ranging from geographical hierarchies to various kind of master data being used in departmental applications.
- **Capacity Building in Government Offices :**
 - To ensure the success of IT enablement of government departments, IT trained manpower is required. To achieve this goal, DoIT&C has trained government officers/officials.

➤ **Reimbursement for Indira Gandhi National Open University's courses :**

With a view to encourage IT skill development in Government sector, Government of Rajasthan has decided to reimburse the fees, as per the guidelines issued by the State Government, to Government personnel who has successfully completed MCA, BCA and from RKCL Certificate courses in IT.

➤ **Rajasthan Knowledge Corporation Limited (RKCL):** RKCL has been set up in the State with an aim to provide IT education in remote rural areas of the State thus bridging the digital divide and providing a solution to the last mile connectivity issue. RKCL's 'RS-CIT' training programme has been approved by Government of Rajasthan and after due approval of the Government orders for reimbursement of fees to Government employees have also been issued. Through this, about 6,000 Gyan Kendra has been opened in which about 55 lakh trainees have been trained. Due to covid-19 Since January, 2020 about 27 New Gyan Kendra have been opened and about 2.65 lakh trainees have been trained.

- **State Data Centre (SDC):** State Data Centre provides effective electronics service delivery of various services, to enable various state departments and enterprises to host their services / application on a common infrastructure.
- **Hindi e-mail:** Rajasthan is the first and the only State to provide vernacular e-mail in Hindi to its residents. The domain is @राजस्थान.भारतand Rajashan.in
- **Data Analytics:** The project has been implemented across various revenue generating departments like Commercial Tax, Transport, Excise, Registration & Stamps and Mines & Geology department with an aim to increase revenue generation through identification of tax evasion and increasing tax base. Daily reports were also generated COVID-19 pandemic to track the disease spread across the state.

- **Single Sign on (SSO):** All the departmental applications has the facility of single sign on. This facility enables all the functionaries to access multiple applications post single-sign. All applications of the department can be linked to SSO.

- **Raj-Kaj:** The modules of Leave Management & Leave Encashment Application, Annual Assessment Report (ACR/PAR), No Objection Certificate (for NOC Passport, Foreign Travel and Higher Education) and File Tracking Monitoring System etc., Implemented under Raj-Kaj project is being done with Single Sign on (SSO). 30,794 offices of 382 institutes of 70 administrative department have been included. The details of 3,17,650 government personnel have been entered under the project. Statewide guideline are to be issued by the DOP to make the above modules effective and mandatory for all state government offices.

- **Command & Control Center (ABHAY):** Command and Control Centre for integrated solution on GPS and CCTV based security has been set up at 7 divisional headquarters and 26 district. Works are in progress in the remaining districts. This project covers:-

- Video Surveillance System
- Dial 100 Control System
- Forensic Investigation System
- Intelligent Traffic Management System
- Vehicle Tracking System
- Geographical Information System

Important steps taken by the Department of Information Technology and Communications to address the challenges posed by COVID-19:

- **Operation of website related to COVID-19 epidemic:** www.covidinfo.rajasthan.gov.in was made operational for dissemination of information after collection from war room and other sources from the state level during covid-19 of which all Orders/ instruction/ press releases etc. issued from the levels can be seen at one place.
- **E-Aushadhi-COVID-19:** “ E-Aushadhi-COVID-19” monitoring the stock of 57 types of

important drugs and other items used in covid-19 pandemic through this dashboard.

- **The Raj-Covidinfo App:** to track the spread of covid-19 using heat-based/ thematic maps from a system developed under the Geographical information System in the state. Monitoring of the implementation of the quarantine process is ensured by the Geo-fencing technique through the mobile app.
- **Mobility Pass:** Through RajCop Citizen APP, application can be obtained from District Administration, District police, Traffic Department etc. e-pass for obtaining permission for emergency movement of individuals and vehicles, which was given personal contact for every one.

RAJASTHAN JAN-AADHAAR YOJANA

To fulfill the objective of 'one number, one card and one identity', Hon'ble Chief Minister of Rajasthan announced "Rajasthan Jan-Aadhaar Yojana" in the modified budget speech 2019-20. It was also announced in the speech to constitute an independent Jan-Aadhaar Authority for the implementation of the Scheme. It was also envisaged that the state-wide network of e-Mitra project also to be brought under the Authority.

In order to implement the budget announcement, Hon'ble Chief Minister launched Rajasthan Jan-Aadhaar Yojana, 2019 on 18th December, 2019. The main objectives of the Scheme are:-

- To create a demographic and socio-economic database of the resident families of the state and to provide them "one number, one card and one identity" which can be recognised as Proof of Identity and Proof of Address for families and their members.
- To ensure direct benefit transfer (DBT) of cash benefits directly to the bank accounts of the beneficiaries and non-cash benefits nearby their door-steps through Jan-Aadhaar or Aadhaar authentication.
- To extend the facilities of e-commerce and insurance benefits nearby the door-steps of the residents, especially in the rural areas.

- To bring the e-Mitra system of the state under the jurisdiction of Rajasthan Jan-Aadhaar Authority for its better control and execution.
- Strengthening and extension of the existing technical and electronic infrastructure of the state.
- To promote women empowerment and financial inclusion.
- To ascertain eligibility of the residents of the state for receipt of the benefits and services of the public welfare schemes.

Implementation of the Scheme-

- All the resident families of the state are eligible for Jan Aadhaar enrollment.
- The registered families are being provided with a 10 digit unique family ID and an 11 digit unique individual ID to each of the family member including the Head of the Family.
- More than 100 lakh Jan Aadhaar cards of the NFSA families have been printed out of which more than 80.30 lakh cards have been distributed till 31st December, 2020 to the beneficiary families.
- Administrative Report of benefits transferred through Jan Aadhaar platform from 18th December, 2019 to 30th June, 2020 has been uploaded on Jan Soochna portal for Social Audit purpose on 15th July, 2020.
- Benefits of 102 schemes such as PDS, MGNREGA, SSP, Ayushman Bharat Mahatma Gandhi Rajasthan Swasthya Bima Yojana, JSY etc. are being transferred through Jan-Aadhaar platform.
- The Jan Aadhaar card has been recognised as the Proof of Identity and Proof of Address document for the family and its members by the Government of India (UIDAI), through its circular dated 9th May, 2020.
- Administrative set up for implementation of the Jan-Aadhaar Yojana is as below-
 - **At the State Level-** Planning Department is the Administrative Department of Jan-Aadhaar Yojana and Director-cum-Joint Secretary, Directorate of Economics and Statistics (DES)

is the Budget Controlling Authority. Rajasthan Info Services Limited (RISL) is the Implementing Agency for this Scheme.

- **At the District Level-** District Collector is the District Jan-Aadhaar Yojana Officer, the DD/AD, Economics & Statistics is the Additional District Jan-Aadhaar Yojana Officer and ACP (DD) of DoIT&C as Additional District Jan-Aadhaar Yojana Officer (Technical).
- **At Block Level-** SDM is the Block Jan-Aadhaar Yojana Officer, the BDO/BSO is the

Additional Block Jan-Aadhaar Yojana Officer and Programmer of DoIT&C as Additional Block Jan-Aadhaar Yojana Officer (Technical).

- For effective implementation of this scheme, Rajasthan Jan-Aadhaar Authority Act, 2020 has come into effect from 18th December, 2019.
- Notification has been issued on 7th May, 2020 for the Constitution of Rajasthan Jan Aadhaar Authority and the Executive Committee.

Current status of the Scheme is in table 6.3.

Table 6.3 Status of Jan-Aadhaar Scheme

(As on 31st December, 2020)

S.No.	Particulars	Status
1.	Total Number of Enrolled Families	1.79 crore
2.	Total Number of Enrolled Individuals	6.70 crore
3.	Total Number of Transactions (Cash and Non-Cash)	87.69 crore
4.	Total Cash benefit transacted through DBT	₹38006 crore

SCIENCE AND TECHNOLOGY

The Department of Science and Technology (DST) was established to develop scientific temper in the society and to uplift the socio-economic status of the masses especially in the rural areas and the weaker section of the society with the input of science and technologies.

The Department of Science and Technology coordinate with other departments for socioeconomic development of the state and application of science and technology for purposeful usage in different programmes as well as the inclusion of science and technology in policy of the State. Various programmes and activities of the department are executed through well-established regional offices located at Ajmer (Headquarter Jaipur), Bikaner, Kota, Jodhpur and Udaipur. In addition remote sensing activities are being undertaken by State Remote Sensing Application Centre (SRSAC), Jodhpur.

Major Programmes / Schemes

State Remote Sensing Application Centre (SRSAC), Jodhpur: The centre has been working on generating information consisting of temporal and spatial data to create information system on natural resources of the state. It also conducts short term and long term experimental and operational remote sensing studies to map, exploit and manage various natural resources such as soil, water, forest, agriculture, minerals etc.

Research and Development Division: To promote application-oriented research in the field of science and technology, assistance is provided to academic institutions and professional bodies under different activities of the division. The major schemes are: Assistance to Research and Development projects and workshops/seminars/conferences and travel grant student Projects.

Science and Society Division: The broad objective

of the programmes related to Science and Society Division is to provide technology-based intervention for overall development of the state through optimal utilization of the resources. Efforts are being made to cover a few priority areas in which science and technology could be utilized for the achievement of socio-economic objectives. The major schemes of this division are pilot/special projects on appropriate technology, Science and Technology Resource Centre and Science and Technology for Woman, Technology Day Celebration and Technology Demonstration and Training Centre.

Entrepreneurship Development Division: The major schemes of this division are Entrepreneurship Awareness Camps, Entrepreneurship Development Programme and Skill Development Programmes. Efforts are also in Progress for supporting entrepreneurship activities at school level. In order to facilitate innovations at school level Start-up Boot Club Govt. Model Schools has been initiated.

Bio Technology Division: Department of Science and Technology has taken stride by creating awareness in related biotech fields through various workshops, seminars and awareness programs, promotion and execution of the major and minor projects. The vision of DST in field of biotechnology is to create BT (Biotech) based economy, assure benefits of biotechnology to all sections of the society and promote entrepreneurship and help creating BT industries in the state. Center for Integrative programs have been setup under Biotech policy.

Science Communications & Popularization Division: The major schemes of this division for Popularization of Science are Programmes and Activities of popularization of science, Contest Programme, Science Club, National Science Day, Children's Science Congress, School Science Centre, Science Centres and Science Parks in Rajasthan.

Patent Information Centre: Patent Information Centre (PIC) has been established in 1998 as a joint project of Technology Information, Forecasting & Assessment Council (TIFAC), Department of Science and Technology, Government of India and Government of Rajasthan, to create awareness on Intellectual Property Rights (IPRs) and facilitate

filling of patents from the region. Start-up has been provided opportunities to work upon business idea in the field of Rural and Biotechnology in Government Model School through Technology Business Incubator (TBI).

Following activities were executed during the year 2020-21:

- For students 10 biodiversity project are approved by the department in jointly with Biodiversity Board.
- Department has taken administrative decision for Scheme for Science Technology Research Innovation Design Entrepreneurship (STRIDE) award to encourage scientific journalism, young scientists and young entrepreneurs.
- Work of Innovation Hub at Regional Science Centre Jaipur will be completed by December, 2021 costing ₹1.00 crore. Students of schools and colleges will get centralized facilities to work upon innovations under supervision of experts.
- Department has started Industry Academia programme to start industrial based research in universities.
- Department has sanctioned expert committees for telemedicine, edusat, and drone technology so that general masses of the State may get better specialised services.
- Department has constituted inter departmental committee to promote prosperous cultural legacy of the State and to strengthen farmers, artisans, ladies financially and socially. Thus probable potential geographical indication (GI) can be identified and registered. By efforts of Department, Sojat mehandi is to get GI Tag shortly. Department has started documentation work to obtain GI Tag for Nagouri Maithi, Jaisalmer sand stone and Lahariya.
- Department has provided opportunity to 73 students of science faculty of the government colleges and universities of the State for e-internship in IITs, DBT, CSIR labs in collaboration with Indian National Young Academy of Science (INYAS). Among them, 5 students have got opportunity for e-internship in project of Cambridge University.

During the year 2020-21, upto December, 2020, ₹496.32 lakh has been utilized against the target of ₹1016.77 lakh.

RAJASTHAN FOUNDATION

Rajasthan Foundation was established for objectives of facilitating continuous communication and interaction to motivate the diaspora for increasing their participation in the development activities of the state and for connecting their roots with their motherland. The chairman of Rajasthan Foundation is Hon'ble Chief Minister of Rajasthan.

The Rajasthan Foundation is having a close and continuous interaction with Pravasi Rajasthanis (NRRs) in various cities of India and abroad and to initiate activities in social sector, it has opened chapters in different cities, namely, Chennai, Coimbatore, Kolkata, Surat, Mumbai, Bangaluru, Ahmedabad, Hyderabad, Indore, London, New York and Kathmandu. These chapters hold regular meetings with the Executive Committee of the chapters and to enroll new members.

Rajasthan Foundation is publishing a bilingual (English and Hindi) quarterly newsletter, which is widely circulated within and outside the country to NRRs/NRIs. Through this publication, NRRs are apprised of various developmental steps taken by the State. In accordance with the steps taken from time to time by the Government of Rajasthan to deal with the crisis arising out because of the global Corona pandemic, all the officers/ employees of Rajasthan Foundation continued to work to help Pravasi migrants.

Brief description of the work done by Rajasthan Foundation is as follows:-

- In coordination with the Resident Commissioner, the State Government was constantly informed about the important information issued by the Government of India from time to time and in coordination and cooperation with the Government of India and State Government, desired support provided to the residents of their State.
- Coordination was done to help the Pravasi Rajasthanis returning from abroad for their return to Rajasthan.
- As a member of the Air Wing of the Inter-State Migration Cell, the Commissioner, Rajasthan Foundation, is coordinating for the medical checkups, quarantine and return of 70,000 Rajasthanis is coming from abroad in New Delhi.
- To combat the Corona epidemic in Rajasthan, publicity was done through social media.
- In the continuation of these efforts, video conference of Hon'ble CM was also organized with NRRs residing in different countries to increase their confidence and know their well-being.
- Video conferences of Non Resident Rajasthanis (NRRs) were organized with the Additional Chief Secretary (Department of Industries & Non Resident Indian), Principal Secretary (Medical and Health), Managing Director (RIICO) and other officials to discuss their invest plans in Rajasthan or to do donation related work.
- Online Teej program was organized through various social media platforms with overseas Rajasthanis living in the country and abroad.
- Memorandum of Understanding (MoU) signed with Simply Jaipur to organize "Hum Rajasthani" program to maintain constant contact with Pravasi Rajasthanis and make Rajasthan Foundation more visible.
- Under the "Hum Rajasthani" program, some expatriate Rajasthanis will be introduced, who have gained fame in the country and abroad through their work. In this series, interaction with Major General Alok Raj on 10th October, 2020 and Dr. Vishwas Mehta, IAS on 29th November, 2020 who is currently Chief Secretary of Kerala, was aired on various social media platforms.
- Deepotsav program was organized virtually to celebrate Diwali. In which Kalbeliya dance, puppet art etc. were performed by Rajasthani artists. Rajasthani Diaspora from all over the world attended the event, and lit a lamp together and gave a message of solidarity.

- "Chal Meri Dholki Dhamak Dham" program was organized virtually on 12th to 13th December 2020, in which Pravasi children attended the story telling and craft session. This was hosted by Culture and Art expert Mrs. Seema Moondra from USA.
- Rajasthan Foundation supported the 5th Cairn Marathon from 13th to 20th December, 2020 and motivated all District Collectors and Police Officers to make it a success through maximum participation.
- To provide information about the latest measure being taken in medical fields all over the world, online video conferencing is being organized on social media with various expatriate Rajasthani doctors settled in India and abroad.

PLANNING (MANPOWER) DEPARTMENT

Planning (Manpower) Department is responsible for publishing District Gazetteers in phased manner. In first phase, District Gazetteers updation / preparation work of Jodhpur, Alwar, Banswara, Karauli, Pratapgarh and Hanumangarh districts have been started.

In the compliance of budget announcement for the year 2020-21, the work of second phase also has been initiated. In the second phase updation work of old District Gazetteers of six district namely churu, Bharatpur, Bikaner, Jalore, Jaisalmer and Ganganager are being done.

During the year 2020-21, Budget provision of ₹327.10 lakh has been approved for the department, out of which an expenditure of ₹188.78 lakh has been incurred upto December, 2020.

EVALUATION ORGANISATION

Evaluation is an integral part of planning process through which necessary recommendations are suggested by evaluating implementation, effect, success and failure of developmental programmes which are carried out in the State. During the Year 2020-21 (upto December, 2020), 8 evaluation reports were submitted to State Government and 19 Evaluation reports of different schemes are under process at various stage for publication.



URBANISATION AND URBAN DEVELOPMENT

- A total of 1,377 real estate projects have been registered under RERA till 31st December, 2020
- Under Indira Rasoji Yojna public is being provided lunch/dinner at ₹8 per plate and the state government is giving a grant of ₹12 per plate. Total 1,31,03,549 people are benefited till 31st December, 2020.
- Under the Chief Minister Food Scheme, 4 crore food packets were distributed to the needy people.
- During lockdown due to COVID-19, 1.04 lakh migrant labours and homeless people were provided free food.
- The World Book of Records, London UK has appreciated the initiative taken by RHB whereby it has sold 1,213 properties in 12 days under Budhwar Neelami Utsav starting from 10th June, 2020 and ending on Wednesday 8th July, 2020.
- An ambitious city park project in Mansarovar, which will be largest in Jaipur has been initiated by Rajasthan Housing Board in the view to develop southern part of the city.
- Under Budhwar Nilami Utsav by e-Bid Submission, a total of 3,267 residential properties were disposed off by the end of December, 2020 realising ₹490.01 crore.
- Jaipur Metro Rail project phase-1 complete section is regularly operated and phase 1B is opened for public after inauguration on 23rd September, 2020.
- A detailed project report (DPR) have been prepared for Jaipur Metro Phase-2 (Sitapura to Ambabari) and phase 1C (Badi Chaupar to Transport Nagar).

INTRODUCTION

Urbanisation refers to the population shift from rural to urban areas, "the gradual increase in the proportion of people living in urban areas", and the ways in which each society adapts to the change. Urban areas are more suitable for high value sectors like services and industry, given the higher income and purchasing power of residents, availability of skillset and other infrastructural requirements.

According to United Nations Sustainable Development Report, 2019, more than half the world's population has been living in cities since 2007 and that share is projected to rise to 60 per cent by 2030. Urbanisation is the engine for economic growth and this is evident from the fact that cities and metropolitan areas contribute about 60 per cent of global GDP (United Nations Sustainable Development Report 2019). Urban settlements serve as hubs for development, where the interplay of commerce, government and transportation provide

the infrastructure necessary for sharing knowledge and information and drive innovation, entrepreneurship and growth.

URBANISATION IN RAJASTHAN

Urbanisation in India is now catching up fast with that of the rest of the world. The trend of urbanisation in Rajasthan has also been increasing along similar lines as at the national level. The percentage share of India's urban population in India's total population increased from 17.97 per cent (1961) to 27.81 per cent (2001) and further to 31.14 per cent in 2011. Similar trends can be observed in Rajasthan as percentage share of Rajasthan's urban population in its total population increased from 16.28 per cent (1961) to 23.39 per cent (2001) and later to 24.87 per cent in 2011, as shown in figure 7.1.

Figure 7.2 and 7.3 provide the size of total population and urban population in Rajasthan and their respective male and female population sizes. The

total population living in urban areas of Rajasthan in 2011 was 1.70 crore which include 89.09 lakh of male population and 81.39 lakh of female population. In 2001, the total urban population in Rajasthan was 1.32 crore, out of which 69.93 lakh were males and 62.21 lakh were females. Among the urban

population in Rajasthan in 2011, the share of male population was 52.26 per cent and the share of female population was 47.74 per cent whereas in 2001, the share of males and females in the total urban population of the State were 52.92 per cent and 47.08 per cent respectively.

Figure 7.1

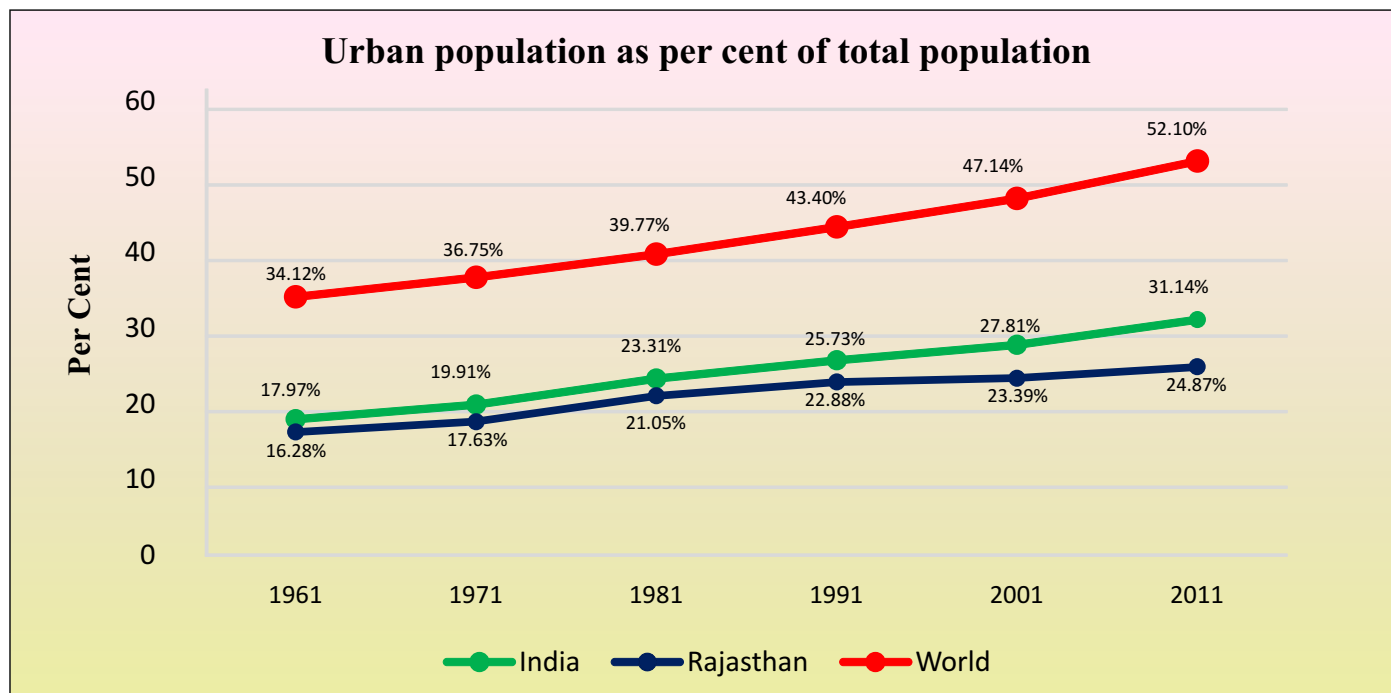


Figure 7.2

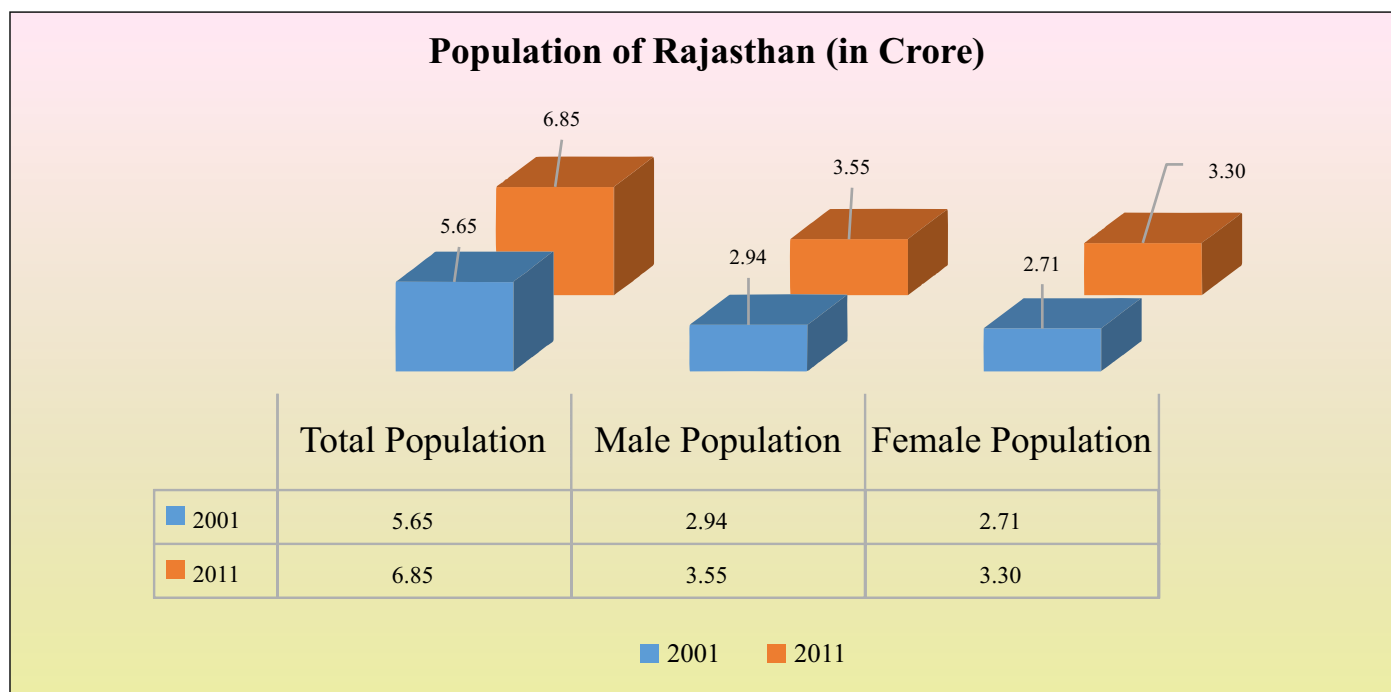
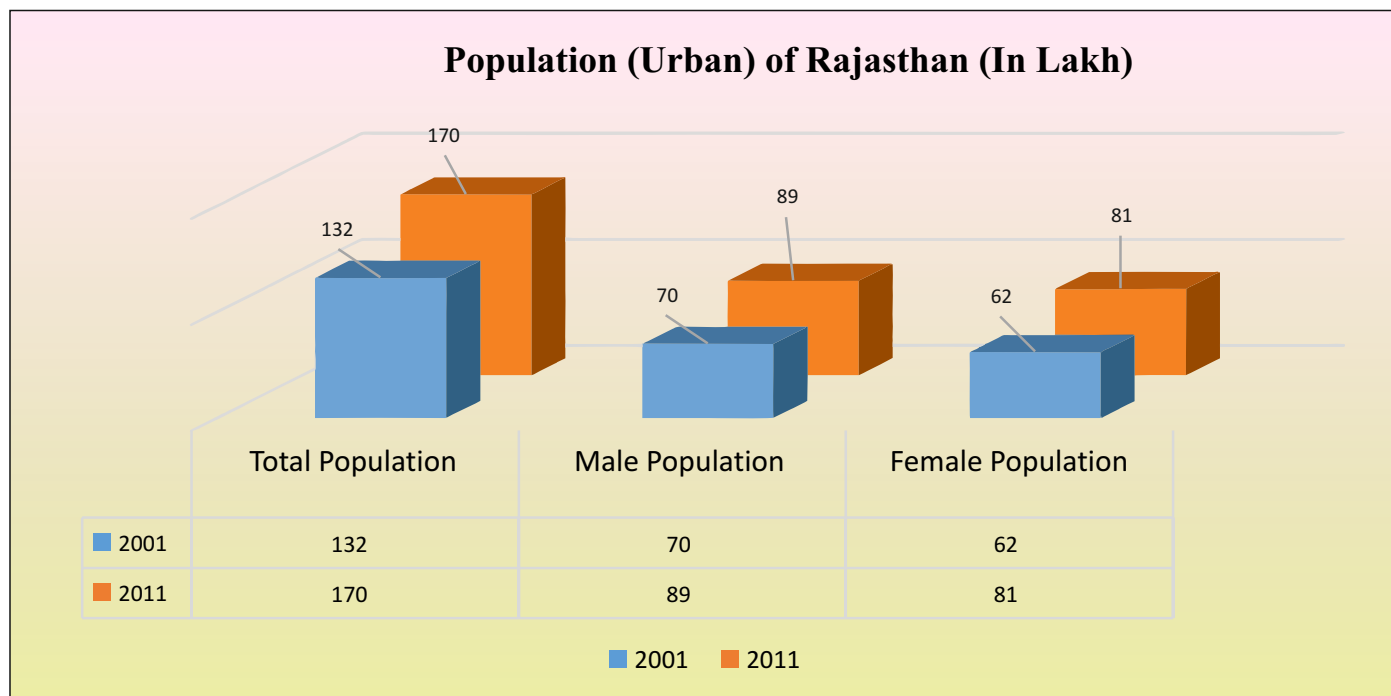


Figure 7.3



Child Population (0-6 Age Group)

In Rajasthan, the total population of children in the age group of 0-6 years has remained almost constant between 2001 and 2011, as shown in figure 7.4. In contrast, the population size of children in urban areas of Rajasthan increased from 20.64 lakh in 2001 to

22.35 lakh in 2011, as shown figure 7.5. Out of the total urban population of children in this age group, 53.37 per cent of children were boys, whereas 46.63 per cent were girls in the year 2011, as compared to 52.98 per cent boys and 47.02 per cent girls in the year 2001.

Figure 7.4

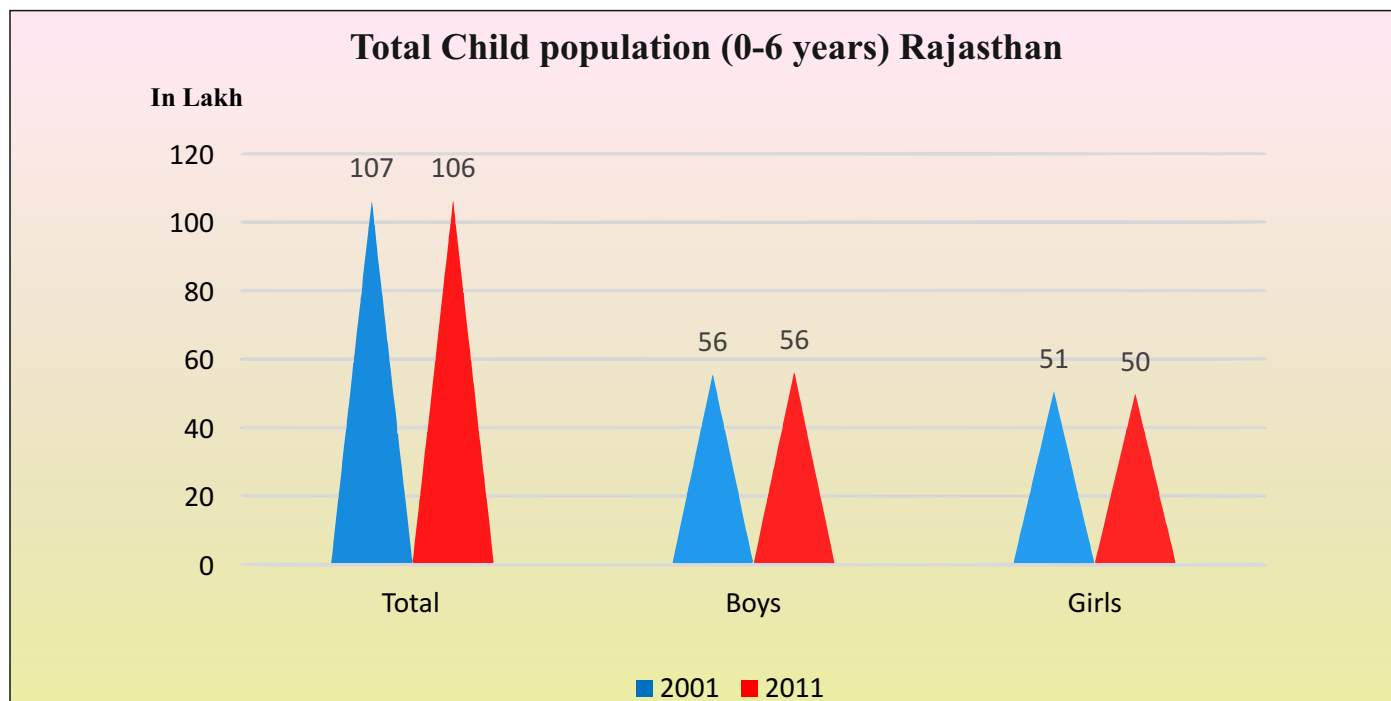
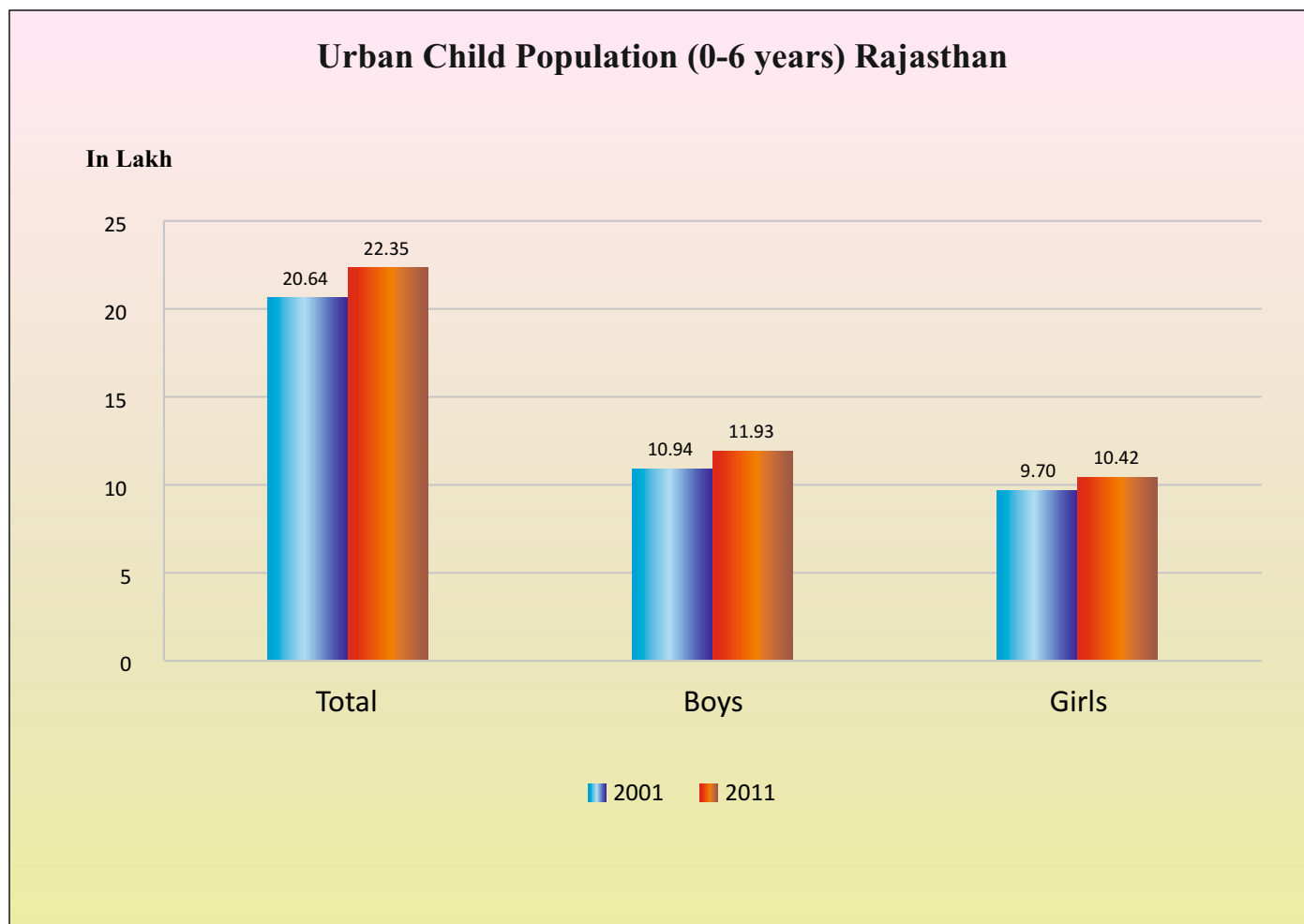


Figure 7.5



Sex Ratio

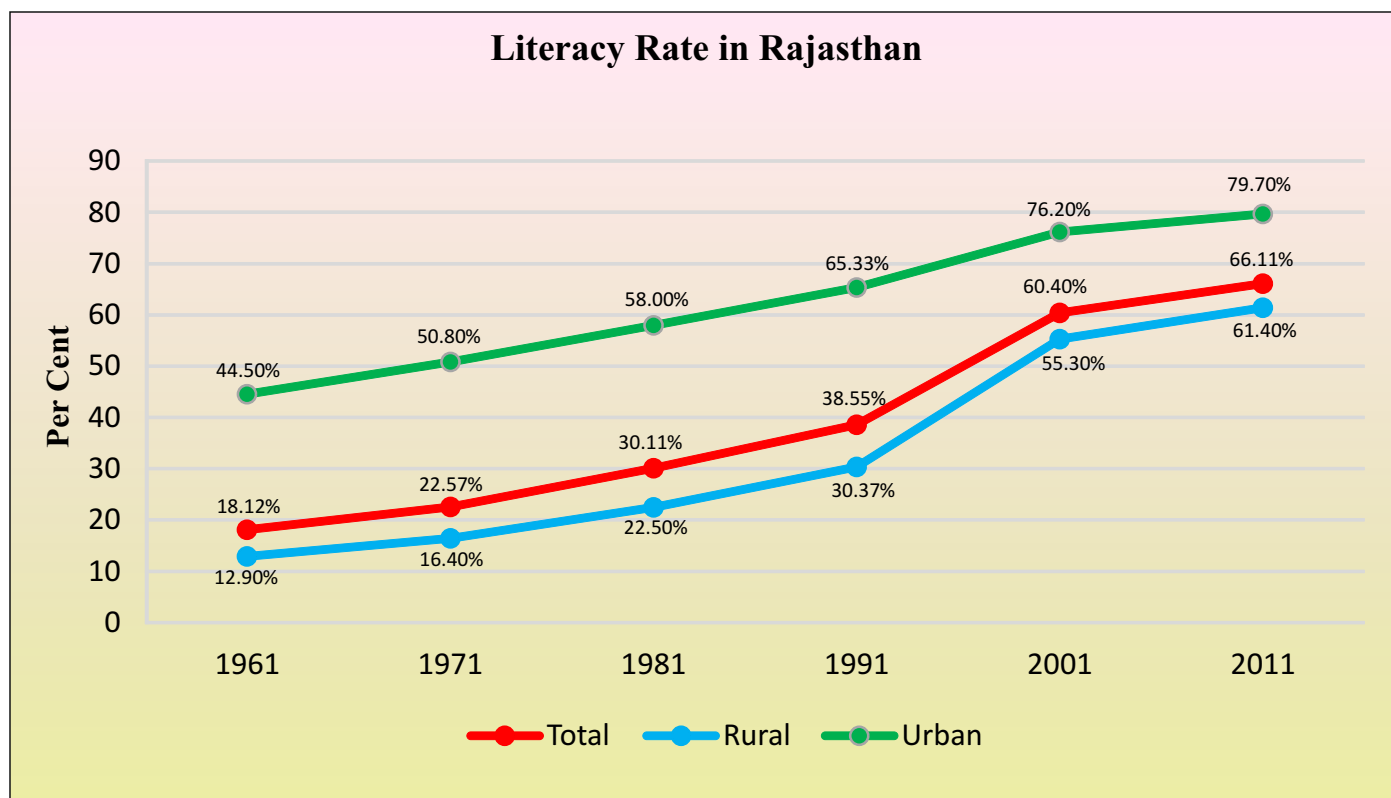
Sex Ratio in urban regions of Rajasthan was 914 females per 1,000 males in 2011, as compared to 890 females per thousand males in 2001 which shows that the sex ratio in urban region has been improved by 24 females per 1,000 males. However, the rural areas continue to exhibit a more balanced sex ratio than urban areas (region wise). The sex ratio in rural areas stands at 933 females per 1,000 males in the year 2011 which is marginally higher than the urban areas. In 2001, the sex ratio in rural areas was 930 females per thousand males in 2001 which was significantly higher than urban region statistics. Similar trends can be observed in Child (0-6 years) Sex Ratio in Urban Rajasthan and Rural Rajasthan. Rural Rajasthan has performed better as compared to the performance of Urban Rajasthan, but both the regions have witnessed decline in Child Sex Ratio in 2011 as compared to 2001. The Child Sex Ratio in urban Rajasthan stood at

887 girls per 1,000 boys in 2001 whereas in rural Rajasthan, the child sex ratio was 914 girls per 1,000 boys in 2001. In 2011, the child sex ratio in urban Rajasthan decreased to 874 girls per 1,000 boys while in rural Rajasthan it decreased to 892 girls per 1,000 boys.

Literacy Rate

Over the years, Rajasthan Government has actively introduced a range of initiatives to strengthen the education sector at all levels. This is reflected in the fact that the literacy rate has continuously witnessed an upward trend from 1961 to 2011. The literacy rate in Rajasthan in 2011 was 66.11 per cent, rising from 60.40 per cent in 2001. In terms of region-wise performance, average literacy rate in Rajasthan for Urban regions was 79.70 per cent in 2011, as compared to 61.40 per cent in rural region as shown figure 7.6

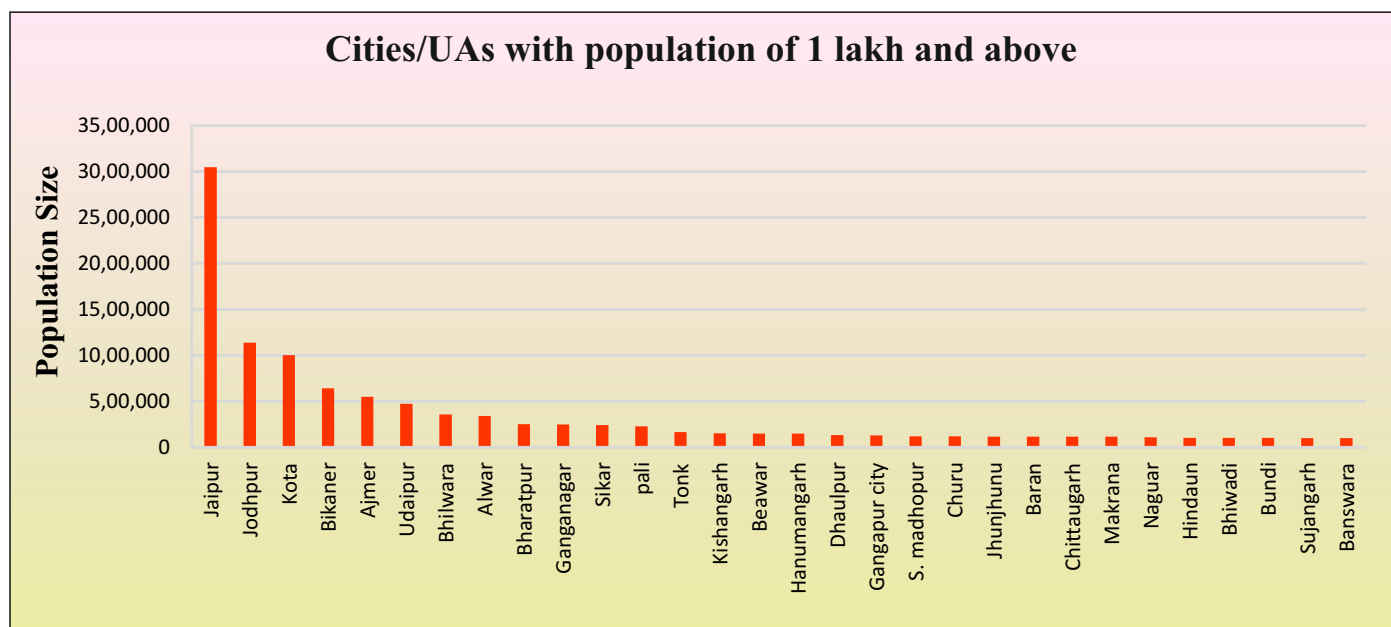
Figure 7.6



Cities/Urban agglomeration (UAs) with population of 1 lakh and above: Figure 7.7 captures Cities/Urban agglomeration (UAs) with population of 1 lakh and above according to census 2011. It is observed that Jaipur, with a

population of 30.46 lakh, is the biggest city in Rajasthan with respect to population size, followed by Jodhpur, Kota and Bikaner. Banswara, an urban agglomeration, has the lowest population size.

Figure 7.7

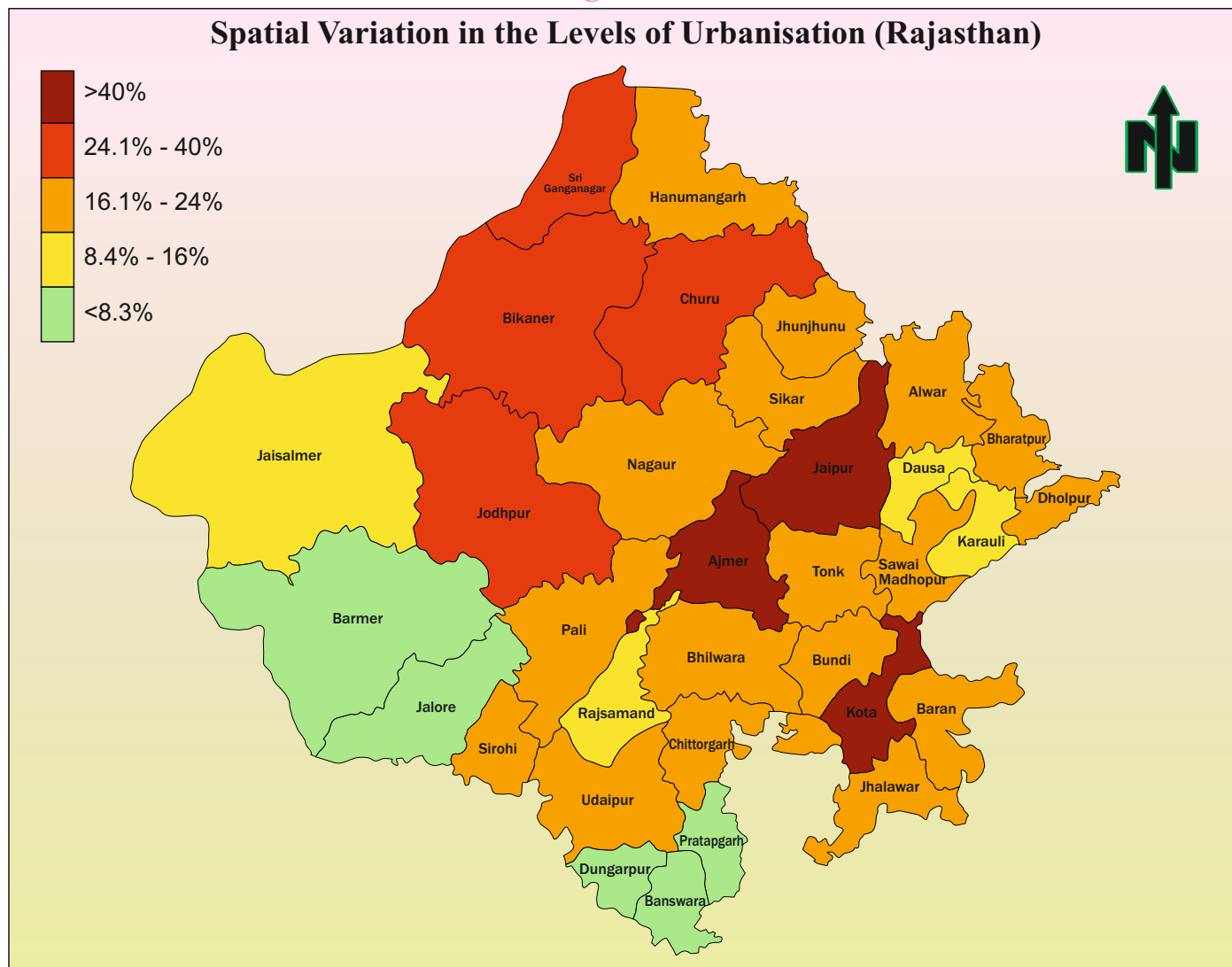


Spatial Variation in Urbanisation

In terms of urban population in Rajasthan, districts including Kota (60.31 per cent), Jaipur (52.40 per cent), Ajmer (40.08 per cent), Jodhpur (34.30 per cent) and Bikaner (33.86 per cent) are the most

urbanised districts, whereas Jalore (8.30 per cent), Pratapgarh (8.27 per cent), Banswara (7.10 per cent), Barmer (6.98 per cent) and Dungarpur (6.39 per cent) are the least urbanized districts. The spatial variation in levels of urbanisation in terms of population is summarised in figure 7.8.

Figure 7.8



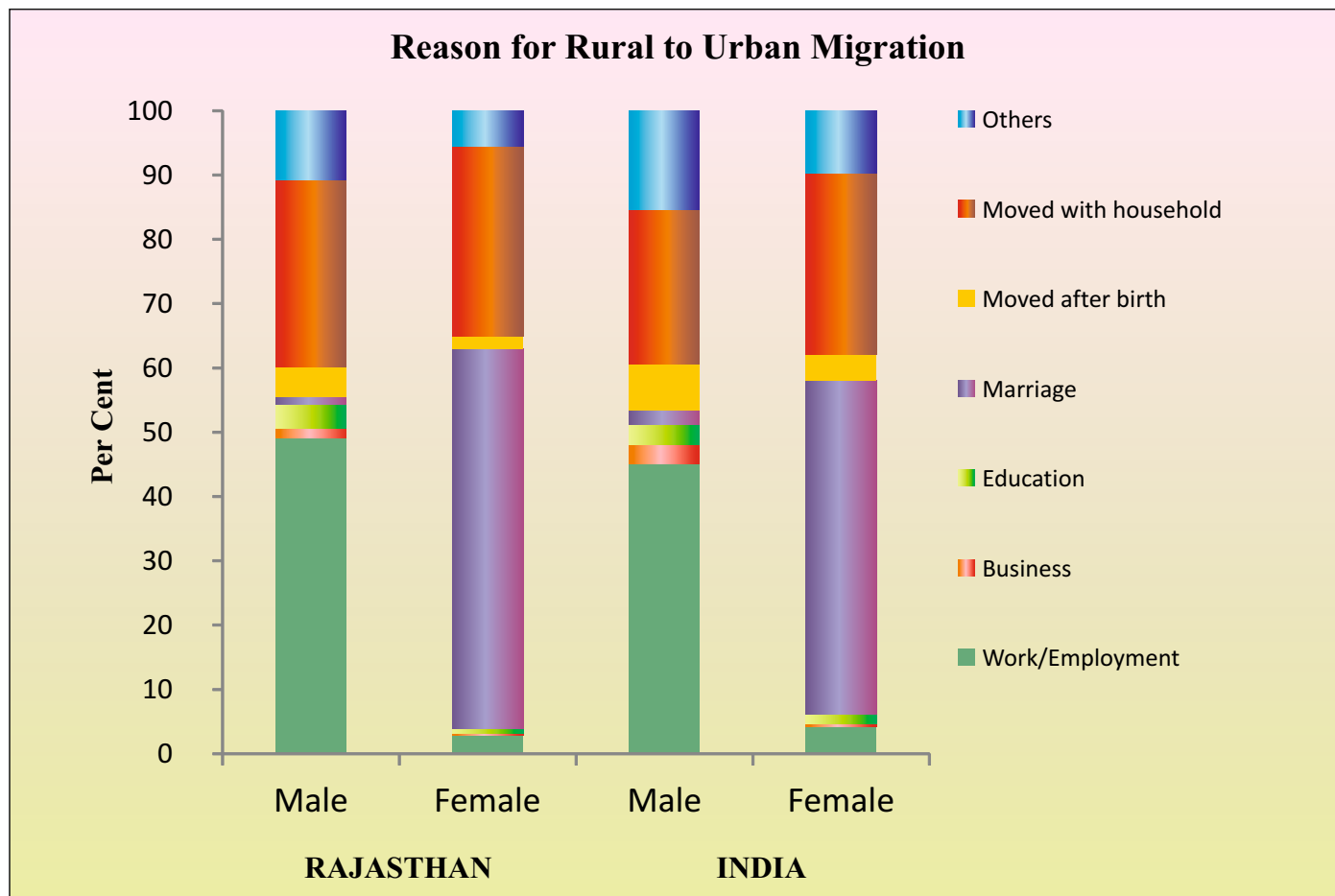
Source: Census 2011

Migration in Rajasthan (Rural to Urban)

As per the data available in Census 2011, male are primarily migrate from rural to urban areas in search of employment opportunities, while female are primarily migrating due to marital reasons in Rajasthan. Census 2011 indicates that 794 lakh people migrated from rural to urban areas at the national level. In Rajasthan 32 lakh people migrate from rural to urban areas which contribute at 4 per cent of total rural-urban migrants in the country. Figure 7.9 highlights that out of total

migrated male population, 49.16 per cent migrated from rural to urban areas in search of better opportunities for work/employment, while out of total migrated female population, 59.11 per cent migrated moved due to marital reasons. Similarly, at all India level, 45.06 per cent of total male migrants moved in search of employment opportunities and 51.80 per cent of total female migrants moved after their marriage. Thus, it can be observed that people have similar reason for migration from rural to urban area, both in Rajasthan and at the National level.

Figure 7.9



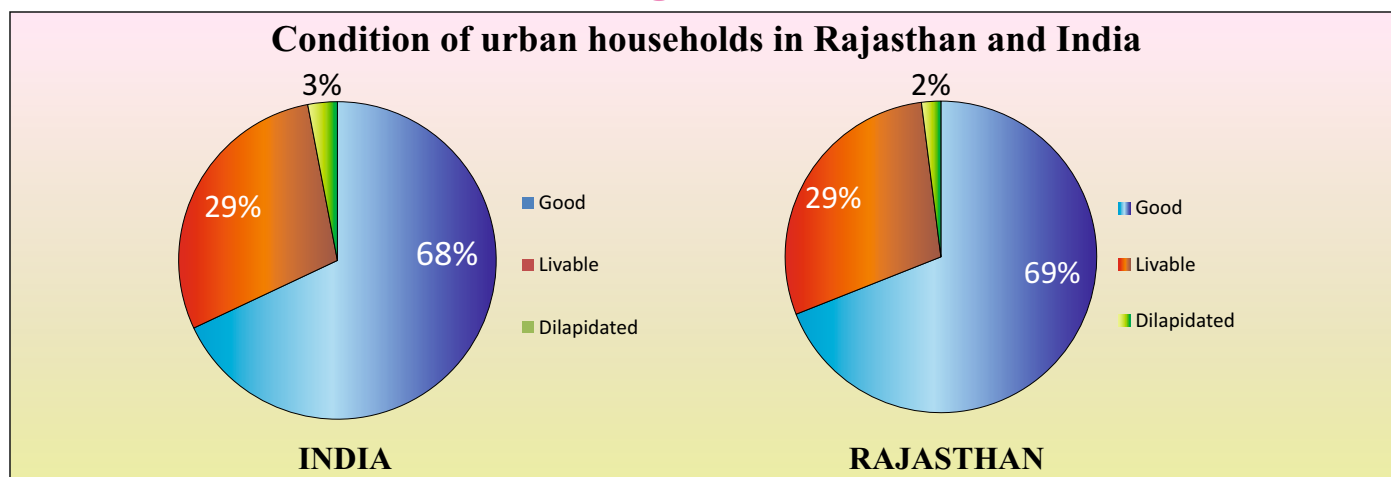
Source: Census of India 2011

Urban Housing Conditions in Rajasthan

69 per cent houses in urban Rajasthan are in 'Good' condition as compared with 68 per cent at all-India level. Census of India classifies houses into three categories based on their condition: Good, Livable, and Dilapidated. Figure 7.10 shows that in Rajasthan

more than half of urban households have been classified under 'Good' condition while 29 per cent have been classified under 'livable' Condition. Further 2 per cent of the urban households are in 'Dilapidated' conditions without proper physical infrastructure and hence require immediate attention.

Figure 7.10



Source: Census of India 2011

URBAN DEVELOPMENT IN RAJASTHAN

To fulfill the basic needs of urban population in a systematic and integrated way, the government has constituted development authorities, trusts, Rajasthan Housing Board, Town Planning Office, Jaipur Metro Rail Corporation. Three development authorities namely (Jaipur, Ajmer and Jodhpur), 14 urban improvement trusts namely (Alwar, Abu, Barmer, Bharatpur, Bhilwara, Bikaner, Chittorgarh, Jaisalmer, Pali, Kota, Udaipur, Sri Ganganagar, Sikar and Sawai Madhopur), Rajasthan Housing Board and Jaipur Metro Rail Corporation Limited are engaged in development of civic amenities for the public.

Jaipur Metro Rail Corporation

Phase 1 A (Mansarovar to Chandpole): The work of Jaipur Rail Metro project phase 1A has been completed and revenue operation began since 3rd June, 2015.

Phase 1 B (Chandpole to Badi Chaupar): Jaipur Metro Phase 1B from Chandpole to Badi Chaupar with a length of 2.01 Km has been constructed while ensuring that the heritage of the walled city remains preserved. This project is completely underground with 2 stations at Choti Chaupar & Badi Chaupar. Two Tunnels have been constructed between Chandpole to Badi Chaupar with the help of TBM (Tunnel Boring Machine). The estimated cost of this project is ₹1,126 Crore. Out of which the loan of ₹969 crore from Asian Development Bank (ADB) and rest of the fund from Government of Rajasthan. After successful completion of inspection by CMRS (Commissioner Metro Rail Safety, Mumbai) on 16th to 18th March, 2020 on 21st March, 2020 CMRS issued Authorization Letter to start the commercial operation of the alignment.

Due to COVID-19 the operation of Phase 1B could not be started, but after approval and consent from Central Government and State Government, inaugurated the section on 23rd September, 2020. The complete section of Phase 1 i.e. Phase 1A and Phase 1 B is being regularly operated since 23rd September, 2020 and same was opened for public.

Phase 2 (Sitapura to Ambabari): The draft Detailed Project Report (DPR) of Jaipur Metro Phase 2 has been prepared with the proposed alignment from Sitapura to Ambabari of 23.5 km. The estimated project cost is ₹4,600 crore.

Phase 1C (Badi Chaupar to Transport Nagar): Directions were given by the Hon'ble Chief Minister to prepare Detailed Project Report (DPR) of extension of Jaipur Metro Phase 1B Badi Chaupar to Transport Nagar. For this purpose, DPR has been prepared by the Delhi Metro Rail Corporation. The total length of this project is 2.85 Km. (Badi Chaupar to Transport Nagar) and estimated cost is ₹870 crore.

Jaipur Development Authority: The Jaipur Development Authority (JDA) is responsible for the infrastructural Development of Jaipur region. It is responsible for the construction of ring roads, flyovers, bridges, parking places, parks, community centres etc. It is also responsible for development of commercial projects and residential schemes. It also caters to the needs of the surrounding rural areas and helps in their development. Other functions of JDA include development and rehabilitation of Kachchi Bastis, environmental development etc. During the year 2020-21 (up to December, 2020) JDA has constructed 191.29 Km roads, 4.10 Km drains, 21.06 Km sewerage and 72.97 Km electric line works.

During the year 2020-21 (upto December, 2020), total receipts of Jaipur Development authority, is ₹685.06 crore which included ₹49 crore loan from National Capital Regional Planning Board (NCRPB). During the year 2020-21 (upto December, 2020), an expenditure of ₹725.18 crore has been incurred out of which ₹302.77 crore was capital expenditure.

Presently, Jaipur Development Authority is constructing several elevated roads and Railway Over Bridge (ROBs) keeping in view the increasing traffic pressure in Jaipur. Which are mainly consists of Hawa Sadak elevated road, Sitapura ROB, Dantali ROB (LC-211), Jahota ROB, extension of Jhotwada ROB and Bassi ROB. Apart from these, the work of Ring Road Project, Ramnivas Bagh underground parking phase-2, sewerage line in Prithviraj Nagar area etc. are also in progress.

Jodhpur Development Authority: Total receipts of Jodhpur Development Authority in the year 2020-21 (upto December, 2020) is ₹119.56 crore. During the year 2020-21 (upto December, 2020) Jodhpur Development Authority has incurred expenditure of ₹57.40 crore on Roads/Flyover, Bridges, Electrification, Sewerage work, Construction/Maintenance of Roads, development of parks and other new construction and maintenance works.

Ajmer Development Authority: During the financial year 2020-21 upto December, 2020 the Ajmer Development Authority has received ₹33.66 crore and incurred an expenditure of ₹34.68 crore. To increase the income of the authority, 6 new schemes of residential/commercial/institutional plots are registered in RERA.

Rajasthan Real Estate Regulatory Authority (RERA): Government of India has enacted the Real Estate (Regulation and Development) Act, 2016 which was enforced partly with effect from 01st May, 2016 and all the provisions of the Act have come into force with effect from 01st May, 2017. Under this Act, Government of Rajasthan has notified the rules, namely, the Rajasthan Real Estate (Regulation and Development) Rules, 2017 on 1st May, 2017. To facilitate the growth and promotion of a healthy, transparent, efficient and competitive real estate sector while protecting the interests of allottees, promoters and real estate agents, as provided under the said Act and Rules, Government of Rajasthan has constituted the Rajasthan Real Estate Regulatory Authority (RERA) and the Real Estate Appellate Tribunal on 6th March, 2019. RERA has a web portal

raera.rajasthan.gov.in. All the applications for registration of projects and agents and all the complaints are made on-line through this web portal. The cumulative progress made by RERA till 31st December, 2020 is given below:

- A total of 1,377 real estate projects have been registered under RERA.
- A total of 1,817 real estate agents have been registered in RERA.
- Out of a total of 1,816 complaints received, 572 complaints have been resolved and remaining complaints are under the process of hearing.

RAJASTHAN HOUSING BOARD (RHB)

Rajasthan Housing Board was established on 24th February, 1970 as an autonomous body to suggest measures for dealing with and satisfy housing needs in the State. RHB primarily focuses on affordable housing activities for society at large with special emphasis on economically weaker sections.

Starting with housing activities in just 7 cities, it has now spread to 65 cities over a period of 50 years. As on December, 2020 RHB has taken up construction of 2,51,431 dwelling units, out of which 2,49,943 dwelling units have been completed, 2,46,221 dwelling units have been allotted and 2,32,207 dwelling units have been handed over to applicants. Out of all the houses taken up by the Board, more than 60 per cent units are for Economically Weaker Section (EWS) and Lower Income Groups (LIG). Activities of RHB for the year 2020-21 (up to December, 2020) are given in table 7.1.

Table 7.1: Activities of Housing Board during the year 2020-21

S. No.	Activities	Unit	Target	Achievement*
1	New houses to be taken up	Number	Target not Fixed	992
2.	Houses completed	Number	1734	1331
3.	House to be allotted	Number	4965	747
4.	Houses to be handed over	Number	19915	3510
5.	Works expenditure	₹ Crore	629.50	125.75
6.	Revenue recovery	₹ Crore	786.29	624.07

*upto December, 2020

Some of the initiatives of Rajasthan Housing Board are as follows:

- **Budhwar Nilami Utsav by e-Bid Submission:** RHB has initiated a unique scheme “10 pratishat dijiye griha pravesh kijiye” which is at a discounted rate of upto 50 per cent under Budhwar Nilami Utsav by e-Bid submission at hire purchase with 156 EMIs. This scheme was started post lockdown since 10th June, 2020 to facilitate participation of a common man through e-Auction. A total of 3,267 residential properties were disposed off in the auction by the end of December 2020, realising ₹490.01 crore.
- **Apni Dukan Apna Vyavsay:** A new scheme namely **Apni Dukan Apna Vyavsay** has been launched on 7th October, 2020 by RHB. Under this scheme a total of 620 commercial plots/shops with area up to 27 square meter have been disposed off through e-Bid Submission worth ₹67.83 crore. During the same period, 95 commercial plots/shops with area more than 27 square meter, were disposed of through e-Auction worth ₹45.52 crore. The constructed shops are offered at a rebate of upto 25 per cent in this scheme.
- **Premium Property:** All disposable residential/commercial properties are being segregated and sold separately as premium properties through RHB by way of e-auction (open auction) without any rebate. A sum of ₹150 crore has been realised by sale of 250 such properties, besides realisation of ₹255 crore has been effected by sale of large plots.
- **Mahatma Gandhi Dastakar Nagar Yojana:** RHB constructed 750 residential cum workshop units in the Dastakar Nagar Yojana, incurring an expenditure of ₹81.03 crore. To encourage and create the interest in the general public, a new Choupati on the lines of Masala Chowk, Open Air Theater, Food court, Exhibition hall for cultural activities etc. have been introduced. The registration scheme with new avatar namely "Weekend home" at a cost of ₹14.99 Lakh for 597 units was launched on 1st September, 2020. Under this till 15th October, 2020 166 registrations have been received and 156 units have been allotted by lottery on 7th December, 2020.
- **Chief Minister Shikshak Awas Yojna & Chief Minister Prahari Awas Yojana:** To provide convenient accommodation to state Government teachers and Police officials, two schemes were launched by RHB. Under this scheme construction work of 576 multi storied flats (B+S+12) in six towers at a cost of ₹55.56 crore has been Commenced in sector 26 Pratap Nagar, Jaipur on a plot of 20,925 square meter. So far ₹18 crore has been incurred. 546 Flats have been allotted to 45 Prahari and 501 Shikshak on 7th August, 2020 by lottery.
- **Mahatma Gandhi Sambal Residential Scheme:** A new residential scheme "Mahatma Gandhi Sambal Housing Scheme Badli" has been planned in village Badli at Jodhpur. The scheme comprises of 832.78 bigha of land allotted by Jodhpur Development Authority at cost of ₹71.50 crore. In the first phase Registration for 335 houses of economically weaker section and 153 houses of lower income group has been made. Total 488 independent houses were launched in the Golden Jubilee year 2020 during 24th February, 2020 to 31st March, 2020 (extended to 30th June, 2020). More than 3700 applications were received. Construction work in the first phase has been started. The foundation stone of the first phase of scheme was laid on 22nd August, 2020 by the Hon'ble Chief Minister of Rajasthan. In view of the immense response from the public, second phase of registration for 152 middle income group-A independent houses were launched on 1st September, 2020 in which 668 applications were received and 152 houses have been allotted by lottery.
- **“AIS Residency” Residential Scheme:** Registration for "All India Services (AIS) Residency", planned on the wide strip of plot reserved for Group housing, located at sector 17 Pratap Nagar, Sanganer Jaipur, was launched on 2nd October, 2020 under Self Financing Scheme comprising of 192 High Income Group multi

storied flats (B1+B2+12). In order to ensure participation of more officials in the scheme, state level officers have also been given eligibility for registration.

- **Housing for MLAs:** 54 flats constructed for MLAs at Vidhayak Nagar (West) are old and hence have been decided to be demolished and multi-storied flats have been envisaged with all amenities and facilities. RHB has now been appointed as a "nodal agency" in place of Jaipur Development Authority for developing the project. According to the scheme, 160 multi-storey units (G + 8) with proposed built up area of each flat as 3,200 square feet are planned and administrative and financial approval of ₹250.00 crore has been issued from the State Government level.
- **Development of Coaching Hub at Pratap Nagar, Jaipur:** The Housing Board is developing a large coaching center near pannadhay circle in pratap nagar Sanganer Scheme.
- **Development of "City Park" in Mansarovar Jaipur:** To develop Southern part of Jaipur city, an ambitious "City Park" project, largest in Jaipur, has been initiated by RHB in Mansarovar. The park shall comprise of a 3.50 Km long 20 feet wide Jogging-walking track, 1.50 Km water canal, 21,000 trees and 40,000 bushes, Gym, Restaurants, other utilities etc. In addition, Muktakashi Theater with Light and Sound Melody Fountains and Laser Show.
- **Jaipur Choupatty:** The Rajasthan Housing Board is developing "Jaipur Choupatty" on the lines of "Masala Chowk" of Ramnivas Bagh in Pratapnagar, Mansarovar and Dastakar Nagar Nayala schemes at Jaipur. Apart from this, Choupatty is also being developed in Jodhpur and Kota.
- **Development of "Sajag" mobile app for quality control:** A mobile app " Sajag" has been launched on 22th August, 2020 to ensure effective monitoring of the quality and overall work of the construction of the houses being constructed by the Housing

Board. Through this app all the activities related to progress, quality, inspections, instructions, third party inspection reports and follow-up etc. can be viewed and monitored at one place.

- **Development of "RHB Green" mobile App and website:** To ensure and promote public participation in plantation in City Park, Mansarovar during Monsoon, Plantation Festival was celebrated from 16th August to 30th August 2020. A mobile app "RHB Green" and a website by the same name were developed. On 6th September, 2020, 5,100 saplings were planted with Japanese "Miyawaki" technique in collaboration with Rotary Club.

Decisions/Innovations taken by Rajasthan housing board for Corona Management and to overcome crisis due to pandemic:

- 700 units of Nayala scheme and 1,492 units of Mahla scheme at Jaipur and 1,348 residential units of Kudi Bhagatasani and Vivek Vihar scheme of Jodhpur city were developed and setup as "COVID-19 Quarantine Centre". RHB has incurred a sum of ₹482.41 lakh.
- In this period, payment of auction proceeds have been spaced upto a year. Now initially in e-auction (Open auction), 2 per cent as Earnest Money (EMD) of Minimum Bid Price (MBP) of the property is required. 15 per cent of property value is to be deposited adjusting EMD in 3 days. Rest of the amount is to be deposited in 2 installments of 35 per cent and 50 per cent on 240 days and 365 days of the allotment letter. On deposition of the entire auction amount within 15 days of issue of demand letter, a discount of 2 per cent will be payable to the successful bidder.
- In all the offices of RHB, at the main entrance, a welcome gate of "No Mask - No Entry" has been erected. On 3rd October, 2020, a free mask distribution chariot van was flagged off and more than 1 lakh face masks have been distributed free of cost all across Rajasthan.

The World Book of Records, London UK has appreciated the initiative taken by RHB whereby it

has sold 1,213 properties in 12 days under Budhwar Neelami Utsav starting from 10th June, 2020 and ending on Wednesday 8th July, 2020. The letter of appreciation was extended to the Housing commissioner, RHB under the category of "Gold Edition 2020".

TOWN PLANNING DEPARTMENT

The objective of the Town Planning department is to guide physical development of towns through preparation of Master plans, Zonal/Sector Plans/Schemes along with providing technical advice to various Government departments, local bodies and other Government agencies. It also assists National Capital Region Planning Board in preparation of its regional plan and implementation of its policies.

Master Plan: Master plan of any city provides a vision on a legal framework for its development for a period of around 20 years. Out of 210 municipal towns, master plans for 184 municipal towns have been prepared and approved by the Government, which include master plans of 3 municipal towns namely Bassi, Chomu and Bagru prepared by Jaipur Development Authority (JDA) for JDA Region. Master plans of Kishangarh Bas township has been prepared and submitted to the Government. Second Master Plans of Hindaun and Mandalgarh have also been approved by the Government.

In addition to above new master plan of Sri Ganganagar and Hanumangarh are being prepared. Work is under progress for preparation of second master plan of Gangapur city, Sardarshahar, Dungarpur and Sujangarh and Itawa, Khatushyamji, Degana and Garhi-paratapapur taken up new towns. Government has issued notification for further extension upto June 2021 and publish of new draft master plans of these towns. During the financial year 2020-21, against the provision of ₹371.14 lakh in different heads, an expenditure of ₹197.90 lakh has been incurred upto December, 2020.

Master plans for cities/towns are to be prepared/upgraded as per Atal Mission for Rejuvenation and Urban Transformation (AMRUT) guidelines issued by Central Government.

National Capital Region (NCR): Rajasthan Sub-Region of NCR comprises Alwar and Bharatpur districts and Sub-Regional Plans for perspective year 2021 for both districts has been prepared and approved by the Government.

Projects in Rajasthan Sub-Region of NCR under financial assistance from National Capital Region Planning Board (NCRPB): The NCR Cell of Rajasthan Sub Region does regular monitoring/coordination of the projects under financial assistance from NCRPB, like water supply, upgradation schemes/projects in five towns (Alwar, Bhiwadi, Behror, Rajgarh and Tijara), widening and upgradation of roads in district Alwar and new transmission projects (sub-stations) at Alwar and Bharatpur etc. In addition to the above, infrastructure projects in Jaipur (counter magnet area of NCR) are also going on under financial assistance from NCRPB and water supply projects in Kota (CMA) has been completed.

NCR cell also provide technical opinion/assistance in planning matters of Alwar and Bharatpur district to administration and Local Bodies.

DEPARTMENT OF LOCAL SELF GOVERNMENT

The Department of Local Self-Government is implementing following programmes/schemes:

Deendayal Antyodaya Yojana: National Urban Livelihood Mission (NULM) and Swaran Jayanti Shahri Rozgar Yojana (SJSRY) has been re-structured as Deendayal Antyodaya Yojana-National Urban Livelihood Mission (DAY-NULM). The mission is being implemented in 193 Urban Local Bodies of Rajasthan. The key components of the DAY-NULM are mentioned below:

- Capacity Building and Training (CB&T)
- Social Mobilization and Institution Development (SM & ID)
- Employment through Skill Training and Placement (EST&P)
- Self-Employment Programme (SEP)
- Support to Urban Street Vendors (SUSV)
- Scheme of Shelter for Urban Homeless (SUH)
- Innovative and Special Projects.

Under this scheme, in the year 2020-21, against the budget estimate of ₹52.40 crore, 39.30 crore has been received and ₹19.39 crore has been incurred upto December, 2020.

Shahari Jan Sahbhagi Yojana (SJSY)

The scheme was started to ensure public partnership in urban development. The two main components of the scheme are general public awareness and development works. Significant efforts were undertaken to create general public awareness through camps, seminars and workshops (regarding sanitation, public health, water storage, roads, construction of schools/hospitals and office buildings). Under this scheme, cost of any project is shared by State, Public and Urban Local Bodies in the ratio of 50, 30 and 20 per cent respectively. Against the budget provision of ₹1,000 lakh, an expenditure of ₹22.50 lakh has been incurred upto December, 2020.

Urban Infrastructure Development Scheme for Small and Medium Towns (UIDSSMT)

The Central Government has launched this scheme with the objective of providing basic infrastructure services to the urban poor in the small and medium size towns. This scheme is applicable to all cities/towns except cities/towns selected under Jawaharlal Nehru National Urban Renewal Mission (JNNURM). Ministry of Urban Development (MoUD) has changed the funding pattern to 60:20:20 (GoI:State:ULB) as per AMRUT funding pattern for 11 projects in progress. The Rajasthan Urban Drinking Water, Sewerage, and Infrastructure Corporation Ltd. (RUDSICO) has been nominated as the nodal agency for implementing this scheme in the State. 12 projects including 11 sewerage projects and 1 water supply project amounting of ₹646.24 crore has been sanctioned in 12 towns. 11 sewerage projects are being executed in Chidawa, Nawalgarh, Suratgarh, Bhadara, Laxmangarh, Jaitaran, Ramgarh Shekhawati, Nimbahera, Badi Sadri, Fatehnagar Sanwar, Kushalagarh and the water supply project is being executed in Kekri. A total sum of ₹512.08 crore has been utilized.

Rajiv Awas Yojana (RAY)

Slum Free City Plan of Action (SFCPOA) of Ajmer city under RAY Scheme has been approved by the Government of India Draft SFCPOA of Jaipur, Jodhpur, Kota, Bharatpur, Bikaner, Alwar, Pratapgarh and Chittorgarh have also been prepared under Rajiv Awas Yojana. 19 Projects in 16 cities, with a total project cost amounting to ₹903.15 crore were sanctioned by the Government of India for the State, in which a total of 16,132 dwelling units (DUs) and required infrastructure will be developed. Out of the sanctioned 16,132 DUs, 7,075 DUs have been constructed and 3,688 DUs have been allotted. All RAY projects have been subsumed under "Housing for All Mission-2022" by the Government of India.

Rajasthan Urban Development Fund (RUDF)

Government of Rajasthan established "Rajasthan Urban Development Fund" (RUDF) on 26th March, 2010 to ensure comprehensive development of the urban areas across the State. Rajasthan Urban Drinking Water, Sewerage, and Infrastructure Corporation Ltd (RUDSICO) is working as nodal agency for RUDF. A total of ₹400 crore collected initially to raise this fund. Out of this ₹400 crore, seed capital from Government of Rajasthan is ₹150 crore and ₹250 crore contributed by ULB's & UIT's/FI's/Banks. However, this fund has been increased from ₹400 crore to ₹1,000 crore, out of which seed capital from Government of Rajasthan is ₹375 crore and the amount from ULB's and UIT's/FI's/Banks has been revised to ₹625 crore.

Seven Sewerage Projects

The Government of Rajasthan has sanctioned a sum of ₹472.44 crore for sewer lines and treatment plants in 7 towns (Banswara, Fatehpur Shekhawati, Ganganagar, Nathdwara, Balotra, Deedwana, Makrana). A total sum of ₹466.38 crore has been utilized against this sanction.

Smart Cities Mission

Smart City Mission was launched by Government of

India in June 2015 to promote cities that provide core infrastructure, give a decent quality of life to their citizens, a clean and sustainable environment and apply 'Smart' Solutions for the development of cities. The mission aims to cover 100 cities in duration of five years. The funding mechanism provides ₹100 crore per city for 5 years to be given as a grant by Government of India and an equal amount will be contributed by the concerned State/ ULB. A total of 4 cities were shortlisted in Rajasthan to be developed as Smart Cities, namely Jaipur, Udaipur, Kota and Ajmer. As on 31st December, 2020 an expenditure of ₹1,237 crore has been incurred under this scheme, against total received amount of ₹1,744 crore.

Under smart city project works such as provision of open air gyms, fire rescue jeeps and bikes, preparation of solar master plan and creation of solar city cell, smart roads, smart classrooms, smart toilets, street lighting, public transport system, construction of high level bridges, multi-level flyover, Wi-Fi, air pollution monitoring, mosquito monitoring, transportation support and allocation for parking spaces, installation of water ATM machines are being carried out. The fund status (received and transferred) and expenditure incurred are provided below in table 7.2.

Table 7.2: Fund Status (Received and Transferred) and Expenditure Incurred (₹crore)

City	Total Share					Fund received & transferred					Expenditure Incurred
	GoI Share (50 per cent)	GoR Share (30 per cent)	ULB Share (10 per cent)	Parastatal agencies i.e. Development Authority/ UIT Share (10 per cent)	Total	GoI Share	GoR Share	ULB Share	Development Authority/ UIT Share	Total	
Jaipur	500	300	100	100	1000	350	120	68.43	50	588.43	512
Udaipur	500	300	100	100	1000	250	120	40.50	0	410.50	270
Ajmer	500	300	100	100	1000	200	120	25.70	15	360.70	198
Kota	500	300	100	100	1000	250	120	10.06	4	384.06	257
Total	2000	1200	400	400	4000	1050	480	144.69	69	1743.69	1237

AMRUT Mission

Atal Mission for Rejuvenation and Urban Transformation (AMRUT) was launched by Central Government in June, 2015. The focus of the AMRUT scheme was on infrastructure creation that has a direct link to provision of better services to the citizens. Closely connected to the Swachh Bharat Mission, the scheme includes provision of water supply facilities, sewerage networks, stormwater drains, urban transport, and open and green spaces, across the selected 500 Indian cities.

29 cities in Rajasthan have been selected under AMRUT i.e. Alwar, Beawar, Sikar, Nagaur, Bhiwadi, Pali, Sawai Madhopur, Tonk, Hanumangarh, Bundi, Sujangarh, Dholpur, Gangapur City, Chittorgarh, Bhilwara, Sri Ganganagar, Churu, Jhunjhunu, Baran, Kishangarh, Hindaun City, Jaipur, Jodhpur,

Ajmer, Kota, Bikaner, Udaipur, Bharatpur and Jhalawar. The sectors identified under this mission are water supply, sewerage and septage, drainage, urban transport and Green Spaces. ₹1,395.07 crore has been received and ₹1,395.07 crore has already been released to concerned ULB/Parastal agencies (upto second installment).

As a third installment, the total amount of ₹586.54 crore has been released under the AMRUT scheme by the Government of India, out of which ₹268.75 crore has been released by the State Government to RUDSICO which has been transferred to the respective executive agencies. Government of Rajasthan has released ₹134.37 crore as matching share against Government of India share released for 3rd installment.

LED Light Project

“Energy saving Project” has been initiated in the State to save energy in street lighting. The aim of the project is to increase the lighting level on roads and to reduce the electricity consumption. Work of setting up LED lights is almost completed in 190 local bodies and in 1 local body work is under process. 11.55 lakh LED lights have been set up in Rajasthan upto December, 2020.

Swachh Bharat Mission (Urban)

Swachh Bharat Mission (Urban) aims to achieve better level of cleanliness all over India through public participation and active public support up to 31st March 2021. Under “Swachh Bharat Mission” activities, such as construction of personal domestic toilets, community/ public toilets, and activities of urban solid waste management in concerned urban areas are to be implemented. Total 3.49 lakh toilets are to be constructed as per survey by urban local bodies. 3.46 lakh domestic toilets have been constructed up to December, 2020. Under SBM, all ULB's have been certified at least once by Quality Council of India as well. Under the mission, Government of India has released ₹611.34 crore and Government of Rajasthan has released proportionate share of ₹314.61 crore till now.

Indira Rasoi Yojna

Realizing the concept of “Koi Bhukha Na Soye”, Hon'ble Chief Minister, Government of Rajasthan has launched “Indira Rasoi Yojna” on 20th August, 2020 through 358 permanent kitchens in all 213 Urban local bodies of the state. The public is being provided lunch/dinner at ₹8 per plate and the State Government is giving a grant of ₹12 per plate. For this, a provision of ₹100 crore per year has been made by the State Government. Under the scheme total 1,31,03,549 people are benefited till 31st December, 2020.

Gaurav Path

Gaurav Path work is proposed in 181 Urban Local Bodies (ULBs) with total length of 303.04 Km, out of which 6 works are under progress. 175 works with expenditure of ₹336.02 crore have been completed.

Pradhan Mantri Awas Yojana (Urban)

This housing scheme aims to provide affordable house to the homeless economically weaker

section with (annual income up to 3.00 lakh) and lower income group (annual income 3.00 to 6.00 lakh), against the target of 6.14 lakh houses, till December 2020, 68,518 houses under Affordable Housing in Partnership (AHP) vertical and 87,857 houses under Beneficiary Led Individual Construction (BLC) vertical total 1,56,375 houses have been sanctioned by Government of India in Rajasthan. Besides this, 74,645 houses on Private developer land under provision of Chief Minister Jan Awas Yojana - 2015 have been sanctioned by concerned Development Authority/ Urban Improvement Trust/Urban Local Bodies under Credit Linked Subsidy Scheme (CLSS) vertical of PMAY-Urban. Thus, total 2,31,020 houses have been sanctioned under PMAY-Urban in the State of Rajasthan. At present 57,864 houses are under progress and 8,040 have been completed.

Rajasthan Transport Infrastructure Development Fund

Rajasthan Transport Infrastructure Development Fund (RTIDF) was established in 2011-12 for the management of a well-organized, safe, pollution free and easy transport system in the State. The total amount available in the said funds is being used to provide funds and loan amounts to the departments/urban local bodies/company and corporations related to transport management. A total amount of ₹3,219.50 crore has been collected under the said funds from financial year 2011-12 to 2020-21 (as on 31st December 2020), out of which ₹2,389.68 crore has already been spent till 31st December, 2020.

Local Self Department is providing online services to the urban citizens of the State which are as follow:

- Online Building Plan Approval System
- Trade License and Auto Renewal
- Fire No Objection Certificate (NoC)
- Sewer Connection
- UD/Property Tax
- Land Conversion (90A)

Decisions taken by Local Self Department for overcome crisis due to pandemic Covid-19:

- Under the “No Mask No Entry” Campaign a mass movement was started across the state from 2nd October, 2020 under which a total of 1.16

crore free masks were distributed to the general public and stickers were posted on 72,64,155 houses as part of the awareness campaign to prevent the corona epidemic.

- Under the Chief Minister Food Scheme 4 crore food packets were distributed to the needy people.
- For providing safety equipment's and PPE kit to cleaning and Firefighting employees ₹1,000 per employee were provided. Similarly 73,141 street vendors were provided ₹3,500 per vendor. Total amounting to ₹25.60 crore were made available to ULB's.
- In compliance with the orders of complete lockdown 1.04 lakh Migrant Labours and Homeless People were provided free food at the rate of ₹100 per person/per day Total amounting to ₹1.04 crore were expended to provide Food and Shelter.
- In the context of COVID-19 epidemic, the Prime Minister Street Vendor Self-Reliant Fund (PM Swanidhi) scheme has been launched by the Government of India from 1st July 2020, under which ₹10,000 at 7 per cent subsidized interest rate for Urban Street Vendors to re-establish business. Loans are being provided to street vendors through banks. In which till now, after the identification of 1,94,705 street vendors have applied for online loans, out of which 38,412 applications have been sanctioned and 20,049 loans have been disbursed.

URBAN WATER SUPPLY

There are 222 towns including 33 district headquarters in the State. All the 222 urban towns of the State of Rajasthan are covered by piped drinking water supply system (having household water connections). Out of these towns, about 115 towns rely on surface sources and 65 towns depend on groundwater sources. Remaining 42 towns are dependent on a mix of both surface and groundwater sources. All seven major towns in the State, i.e. Jaipur, Ajmer, Jodhpur, Bikaner, Bharatpur, Kota and Udaipur are getting water from various sustainable surface water sources. Furthermore, the Government has taken a policy decision to shift the water supply schemes from groundwater to surface water sources to reduce dependence on groundwater.

Apart from the major water supply projects, several other schemes are also sanctioned, executed or proposed for long-term solution of the drinking water problem. To meet the challenges posed by scarce drinking water, drinking water transportation has been carried out during summer period every year in areas which are either not covered with water supply schemes or tail-end areas where water supply diminishes in summer period. Year wise details of drinking water transportation carried out in urban towns are given in table 7.3 below.

Table 7.3: Drinking water transportation carried out in urban towns

Year	No. of Urban Towns where transportation carried out
2017-18	53
2018-19	61
2019-20	60
2020-21*	52

*Upto December, 2020

In Rajasthan, multiple agencies/government departments are responsible for water supply. These include ULBs, UDH, Public Health Engineering Department (PHED), Development authorities/UITs and Rajasthan Urban Sector Development Investment Programme (RUSDIP).

Tube well, Hand pump Construction in Urban Sector: The Drinking water supply in most of the towns in the state is dependent on ground water. Tube wells and Hand pumps installed in last 4 years are given in table 7.4

Table 7.4: Installation of Tube wells and Hand pumps

Year	No. of Tube wells	No. of Hand pumps
2017-18	468	377
2018-19	847	716
2019-20	1275	609
2020-21*	535	288

*Upto December, 2020.

Hand pump repair in Urban Sector: Public Health Engineering Department (PHED) has been running hand pump repairing campaign in towns for maintaining hand pumps in working conditions to provide drinking water in urban areas round the year. During the year 2020-21, 21,776 hand pumps have been repaired upto 31st December, 2020.

Budget provision and expenditure for capital works in Urban Sectors (Including major projects): Funds have been provided by the Central Government and the State Government as per annual plan of the department for execution of capital works. The year wise details of budget provision and expenditure incurred are given in table 7.5.

Table 7.5: Budget Provision and Expenditure (₹crore)

Year	Total funds Available	Total Expenditure
2017-18	1008.96	963.97
2018-19	844.80	801.57
2019-20	788.00	627.15
2020-21*	1005.91	395.44

*Upto December, 2020.

BASIC SOCIAL SERVICES EDUCATION AND HEALTH

- RUHS CMS Hospital with a total bed capacity of 1,200 has been converted into a dedicated COVID Hospital.
- The RTPCR lab for screening COVID-19 in the state has testing facility available in 60 Labs in all the districts of the state, on which the capacity of 65,886 tests is available daily.
- 43,419 Isolation Bed, 8,532 Oxygen Supported Bed and 2,180 ICU Bed are available in the state.
- A total of 427 medical institutions are available for the treatment of COVID-19 patients, out of which 287 are COVID Care Centers, 80 Dedicated COVID Health Centers and 60 Dedicated COVID Hospitals.
- A total of 93,738 "Swasthya Mitra" in rural and urban area have been selected and trained in the state.
- Mukhya Mantri Nishulk Janch Yojana; - Every day approximately 1.25 to 1.50 Lakh investigations are being done on free of cost in Rajasthan under this scheme.
- No Bag Day:- In view of an overall development of the students, a 'No Bag day' on the platform of education psychology based activity is observed on every Saturday for the joyful learning by the students in the state.
- e-Class:- In view of the adversity of circumstances created by COVID-19, a unique initiative has been taken by the department for a stable provision to facilitate education to the students by conducting digital online classes for the students of class 6 to 12 across the state as an innovative action.
- During the COVID-19 lockdown period, audio teaching material was broadcasted for 55 minutes daily through 'Akashvani' till 30th June, 2020.
- On 150th birth anniversary of Mahatma Gandhi, have been inspired by his principal of Trusteeship, a compulsory Course called "Aanandam" is being introduced. This course is the first one of its kind and Rajasthan is the pioneer in India to have introduced it.

Social Sector Development is one of the most rewarding investments available to promote national development. With this view, the State Government has been making all possible efforts to develop social sector in the state, according to desired priorities. Development of social activities like education, health, family welfare, have assumed fairly important. The Government is committed towards overall development of all sections of society.

EDUCATION

Education contributes to improving national and individual welfare through multiple pathways. In every sense, education is one of the most important contributory factors for development. No country

can achieve sustainable economic and social development without substantial investment in human capital. Education enriches people's understanding of themselves and the world. It improves the quality of their lives and leads to broad social benefits to individuals and the society. Education increases people's productivity, creativity, also promotes entrepreneurship and technological advancements.

The State Government is making concentrated efforts for improving the socio-economic status of people through better development of education and providing better educational infrastructure. The state is endeavoring to achieve the objective of total literacy and quality education through various programmes/schemes.

Elementary Education

There are 35,331 Government Primary Schools (PS), 19,639 Government Upper Primary Schools (UPS) and 14,990 Government Secondary/Senior Secondary schools with elementary classes. The total

enrolment in Government schools is 62.48 lakh as per DISE report 2019-20. The status of enrolment and number of teachers of elementary education for the last five years (Government schools) is given in table 8.1 and table 8.2.

Table 8.1 Enrolment of students and number of Teachers in Primary Schools

Year	Enrolled students (in Lakh)	Number of teachers (in Lakh)
2015-16	42.50	1.17
2016-17	40.93	1.08
2017-18	41.27	1.09
2018-19	41.70	1.45
2019-20	41.57	1.52

Table 8.2 Enrolment of Students and number of Teachers in Upper-Primary Schools

Year	Enrolled students (in Lakh)	Number of teachers (in Lakh)
2015-16	21.39	1.38
2016-17	21.96	1.38
2017-18	22.14	1.39
2018-19	21.20	1.08
2019-20	20.91	1.16

The Free Text Book distribution scheme: Under this scheme, the State Government is providing free text books to the students studying regularly in classes 1 to 8 in all government schools through the State Text Book Board, Jaipur. In the year 2020-21 an amount of ₹70.00 crore has been received and text book of ₹38.70 crore has been distributed successfully in all the state government schools upto December, 2020.

Student Security Accident Insurance Scheme: Student Security Accident Insurance is run under the State Government Student Security Accident Insurance Scheme. This scheme is applicable to students studying in class 1 to 8 of all the state government schools and students from Kasturba

Gandhi Girls Residential School, Mewat Girls Residential School and Residential School of alternative education cell. A total amount of ₹521.86 lakh has been paid for the renewal of insurance scheme in financial year 2020-21 upto December, 2020.

Pre-metric scholarship:-Pre metric scholarship is being provided to SC, ST, OBC, SBC and DTNT marginal area (OBC) students. In the financial year 2020-21, ₹580 lakh were incurred against the allocation ₹2,620 lakh under this scheme upto December, 2020.

Chief Minister Sambal Yojana for widow / abandoned women: Under this scheme, Widow /

abandoned women studying two-year Diploma in Early Education (DLAD) in private training institutions, are being provided refund of ₹9,000.

Bhamashah Honors Ceremony: The scheme was commenced from 1st January, 1995 with the objective to motivate donors to contribute for the educational, co-educational and physical development of the school.

Health Education Program: Under this program, the health checkup of students studying in government and non-government primary and upper primary schools is done by coordinating with the Department of Health and Family Welfare. A separate programme of anemia control for teen age girls (10-19 year), is run by United Nations Children Education Fund (UNICEF) in the state.

Samagra Shiksha

Samagra Shiksha is a Government of India's flagship program for achievement of universalization of Elementary and Secondary Education in a time bound manner. The objectives of the scheme, across all levels of schooling, are as below.

- Provision of quality education and enhancing learning outcomes of students.
- Bridging Social and Gender Gaps in School education.
- Ensuring equity and inclusion at all levels of school education.
- Ensuring minimum standards in schooling provisions.
- Promoting professionalism of education.
- Support States in implementation of Right of children to free and Compulsory Education (RTE) Act, 2009.
- Strengthening and up-gradation of State Councils for Educational Research and Training (SCERTs)/State institutes of education and District Institutes for Education and Training (DIET) as nodal agencies for teacher training.

'Samagra Shiksha' is being implemented in the State through a single State Implementation Society (SIS) Rajasthan council of school education. The fund sharing pattern for the scheme between Central and State will be 60:40.

Right to Free and Compulsory Education Act, 2009

Right to Free and Compulsory Education Act, 2009 is being implemented in the State since 1st April, 2010. In this Act, 25 per cent seats are reserved in private schools for boys/girls of weaker sections and disadvantaged groups. The state Government has developed a web portal www.rte.raj.nic.in for effective monitoring and timely reimbursement for 25 per cent free admissions in private schools (as per state norms). In financial Year 2020-21 income limit has increased 1.00 lakh to 2.50 lakhs for admission of 25 per cent seats in private schools under section of 12(G) under RTE Act 2009. An amount of ₹226.48 crore has been reimbursed in year 2020-21 upto December, 2020 to these schools by the State Government.

The State Government has also taken number of initiatives to promote Education which are highlighted below:-

- 319 Kasturba Gandhi Balika Vidhalaya (KGBVs) are functional and 37,554 girls are studying in these schools.
- Never enrolled and drop out girls are given priority to be enrolled in KGBVs. These girls have been provided with bridge course teaching, so that they can achieve the basic competencies that are required to start with syllabus of VI standard.
- 09 Mewat Balika Awasiya Vidhalaya are functional, out of 10 Mewat Balika Awasiya Vidhalaya. These residential schools are established for girls in Mewat region which are largely educationally backward. These Mewat hostels of Alwar district have been constructed under Mewat Area development programme. During the year 2020-21 upto December, 2020, enrollment of girls in these hostels are 395, against total capacity of 500 girls.
- **Meena-Raju and Gargi Manch:** Meena-Raju Manchas have been constituted by involving girls studying in the classes VI to VIII of 19,467 Upper Primary Schools and Gargi Manch have been constituted by involving girls studying in the classes IX to XII of 14,841 secondary schools to

create awareness in the community on the social issues viz. child marriage, dowry system etc, it also motivated the parents of irregular, dropout and never enrolled girls to send their daughters to school.

- **Adhyapika Manch:** Adhyapika Manch has been established to enhance the academic level of girls and to provide friendly environment to girl child in schools. 301 Adhyapika Manch have been formed at block level. Adhyapika Manch is the group of maximum 100 teachers. In the year 2020-21 total 704 Master trainer oriented by selection of every block of state online orientation for Meena-Raju, Gargi and Adhyapika Manch. Online motivation is being stated at block level from every government schools.
- **Academic Kishori Mela:** The major objective of academic mela is to build an academic environment and to develop creative learning approach among children with special focus on Science and Mathematics. 25-30 academic stalls of various games based on Mathematics and Science are setup in each Mela. Kishori utsav organized at PEEO, Block, District and State Level.
- **Innovation for girls education: 'Saksham'** (self-defensive training to girls), scheme is being implemented to promote enrolment, retention and learning enhancement of girls.
- **Transport Voucher:** Class 1-5 children coming from more than 1 km and Class 6-8 children coming from more than 2 km in rural area are benefitted with the Transport voucher scheme. Girls of class 9-12 coming from more than 5 km in rural areas are benefitted by transport vouchers if not benefitted bi-cycles.
- **Utkrist Vidhyalaya Yojana:** Under the Rajasthan's Adarsh Vidyalaya scheme, one selected Government Senior Secondary/ Secondary School is being developed as "Adarsh Vidyalaya" in every gram panchayat. Adarsh School (Class I to X/XII) will work as a "Mentor School" and "Resource Centre" for this Utkrist Vidhyalaya Yojna. One selected Upper Primary/Primary School in each Gram Panchayat is to be transformed into as "Utkrist Vidhyalaya". In this regard, Utkrist Vidhyalaya will be developed as a "center of excellence" for elementary education. In the Financial Year 2020-21 upto December, 2020, total 10,175 Adarsh Vidhyalaya and 8,592 Utkrist Vidhyalaya are working.
- **School Management Information System (Integrated shala darpan):** School Management Information System (SMIS) has been implemented to collect basic information and statistical data related to schools, teachers and students of government elementary schools through school login system.
- **Teacher Performance Appraisal Programme:** Teacher performance appraisal programme has been started for quality improvement in education system. In the current session 2020-21 a total of 3,04,471 teachers and 20,057 Head Masters have filled their teacher appraisal format.
- **Teacher's training programmes:** Teacher's training programmes are undertaken every year with a view to maintain the excellence in teaching in schools. As a result, the department ensures improved teaching capabilities, changes for better in the teacher's thought process and awareness among them about the improvement and innovations in the teaching sector.
- **NISHTHA Training Programme–** National Initiative for School Head and Teachers Holistic Advancement (NISHTHA) is a National Initiative for School Head and Teachers. Under NISHTHA, online training for remaining 10,590 elementary teachers has been approved in annual work plan & budget 2020-21. In this programme 8,519 teachers has been trained.
- **Activities for Children with Special Need (CWSN):** Inclusive Education, Samagra Shiksha, aims to look at education of children with special needs in a continuous from class I to class XII. The Inclusive Education component covers all children with special needs studying in Government, Government-aided and local body schools having one or more disabilities as mentioned in the schedule of disabilities of the

Right of the Persons with Disabilities (RPwD) Act, 2016. The following services will be provided to CWSN after opening of schools in 2020-21:-

- Transport Allowances.
- Stipend allowance for Girls.
- Reader Allowance.
- Laptop Training.
- **Computer Aided Learning Program (CALP):** The Government has initiated the Computer Aided Learning Program (CALP) as innovative activity under Samagra Shiksha Abhiyan (SMSA) in Upper Primary schools to inculcate use of computer as a tool of quality learning and ensuring that children can enjoy while learning their subjects with the state-of-art technology in IT sector. Total 54,000 teachers were given training by Microsoft Company. By this CALP programme education level of student is increased. During the year 2020-21 upto December, 2020 Computer Added Learning Programme (CALP) is running in 9,514 school.
- **Rastriya Avishkar Abhiyan (RAA):** In the year 2020-21 under Rashtriya Aavishkar Abhiyaan activities in the state as well as districts ₹102.16 lakh have been transferred to districts for organizing activities like formation of Science and Mathematics Clubs, Exposure visit outside State, Science Exhibition/ Book Fair, Study Trip for Students to Higher Institutions with in the districts. For the management and supervision of science fair in the year 2020-21, ₹66,000 has been transferred to RSCERT Udaipur. In organizing the above activities students of 19,639 Upper primary schools and 14,990 Secondary or Senior Secondary schools will be benefitted.

- **National Achievement Survey (NAS) 2017 Class – 3, 5 & 8 (Cycle-5) :** In order to assess the quality of educational by NCERT Delhi, on 13th November, 2017, the National Achievement Survey (NAS) was made in 2017. In this survey, the state report card of the student assessment done on the basis of class-determined learning outcome has been issued by NCERT. According to the report card, all 33 districts of Rajasthan have registered a significant increase in educational quality improvement. Rajasthan has gained prominent place at the national level.
- For the National Achievement Survey, 5,588 schools were selected on the basis of samples of all 33 districts of the state. In which a total of 1,00,169 students of class 3, 5, 8 were included. In classes 3 and 5 academic achievement based on Learning outcome based on Language, Mathematics and Environment and class 8 in language, Mathematics, Science and Social Studies was assessed. The average score of educational quality of Rajasthan in the year 2017 has been higher than the national average score. All the districts of Rajasthan average score of class 3 is 64 or more, class 5 is 57 and more & class 8 average score is 51 or more.
- **National Achievement Survey (NAS) 2018 Class – 10 (Cycle-2):** In order to assess the quality of education, National Achievement Survey (NAS) was conducted by NCERT Delhi, on 5th February, 2018. A total number of 89,844 students (boys-50,302 and girls-39,542) across 2,634 schools in Rajasthan were selected for the survey. As per report subject-wise boys girls average score is nearly same. Whereas Rajasthan's average score is more than national score. The subject wise (Rajasthan and India) and gender wise (Rajasthan) average score is given in table 8.3 and 8.4.

Table 8.3 Subject-wise Average Score (Rajasthan & India)

Subject-wise Average Score (Rajasthan & India)										
Class	Maths		Science		Social Science		English		Modern Indian Language (MIL)	
	Raj.	India	Raj.	India	Raj.	India	Raj.	India	Raj.	India
10	38	34	38	34	44	39	37	36	57	49

Table 8.4 Gender-wise (Rajasthan) Average Score

Gender-wise Average Score										
Class	Maths		Science		Social Science		English		Modern Indian Language (MIL)	
	Boys	Girls	Boys	Girls	Boys	Girls	Boys	Girls	Boys	Girls
10	39	38	38	38	44	45	37	38	57	57

- **Civil:** Ministry of Human Resource Development (MHRD) Government of India, has approved target of ₹389.78 crore in year 2020-21 under SMSA elementary education for construction of classrooms in Primary School to Upper Primary School upgraded schools, school buildings for building less/dilapidated schools, additional classrooms, pre-primary classes in model schools, girl's hostels in model schools, KGBV construction & strengthening works, major repair works etc. An expenditure of ₹90.73 crore has been made upto December, 2020.
- Similarly, Ministry of Human Resource Development (MHRD) Government of India, has approved target of ₹831.06 crore in year 2020-21 under SMSA secondary education for strengthening of Upper Primary to Secondary School upgraded schools building, classrooms in Secondary School to Senior Secondary School upgraded schools, School building for building-less / dilapidated schools, class rooms in schools upgraded from secondary school to higher secondary school, additional classrooms, science lab with equipment's, computer rooms, Art & craft rooms, library rooms, toilet units, drinking water facilities, CWSN toilets, Maharao Shekhaji Academy etc. An expenditure of ₹221.45 crore has been made upto December, 2020.
- **Akshay Patika:** Akshaya patka was established in schools to meet common needs and social engagement. In Akshaya Patika, parents, teachers,

donors and Bhamashahs can donate funds according to their capacity. Out of 64,172 schools, 62,229 schools have established Akshaya Patika. From 1st April, 2017 to 31st December, 2020, ₹9.51 crore were stored in Akshaya Patika near schools.

Secondary Education

Secondary Education is a consistent, uniform bridging link between elementary and higher education. In order to prepare students for employment and entrepreneurship, presently there are 14,791 senior secondary/secondary schools and 134 Swami Vivekananda Government Model Schools in government sector. There are 16,017 Secondary/Sr. Secondary private schools in Rajasthan. In the government schools, 51.31 lakh students including 26.03 lakh girls are studying and 51,365 students are studying in Swami Vivekananda Government Model Schools.

To enhance the quality of education, following measures have been taken in financial year 2020-21 (upto December, 2020).

- All girl students of the Government secondary and senior secondary schools studying in class 9th to 12th are fully exempted from tuition fee.
- In the state there are 468 Government secondary & 747 senior secondary schools are running only for girls out of 14,791 schools.
- To promote girl education, 187 Kasturba Gandhi Girls Residential Schools of three and four types are being run in the state for girls up to class 9-12, in which 18,440 girls are enrolled.

- **Balika Shiksha foundation:** To promote girls education, Balika Shiksha foundation Rajasthan was established in the year 1994-95 through this foundation meritorious girls of economically poor families are given financially assistance for higher and technical education.
- Under self-defense training approx. 11.50 lakh girls of class 6th to 12th have been trained during the year 2019-20. In session 2020-21 online & offline self-defense training is being conducted due to COVID-19.
- In **134 Educationally Backward Blocks**, Swami Vivekanand Government Model Schools have been setup which are CBSE affiliated in English medium schools. About 51,365 students have been registered in these schools.
- Presently vocational education is being provided in 905 schools with 12 trades in which around 1.58 lakh students are enrolled.
- 2,30,512 teachers / Head Masters (Class I to VIII) have been trained under National Initiative for School Heads and Teachers Holistic Advancement (NISHTHA) Programme during 2019-20. In session 2020-21 under NISHTHA training 8,519 Teachers/Head Teachers has been trained against target of 10,590.
- IEDSS (Inclusive Education of the Specially abled at Secondary Stage) is a programme for specially abled students. Total 21 type of disabilities covered as per the disabilities Act. Total 88,457 students benefitted in 2019-20.
- **Gyan Sankalp Portal:** - Gyan Sankalp Portal is an online platform where bhamashah/ donors / CSR companies can provide funds for the 64,000 government schools of primary and secondary education directly to the school or Mukhya Mantri Gyankosh, which is exempted under section 80 (g) of income tax act. Since the beginning of portal on 5 August, 2017 till date ₹191.32 crore rupees (cash and work) has been sanctioned through Gyan Sankalp Portal.
- **NCERT courses applied in government schools:-** Board and NCERT books were made available online for the students to study in the state for the year 2020-21, so that students were provided the facility of study from home.
- The "Rajiv Gandhi Career Guidance Portal" has been launched and a Cell was constituted at the State, District and Block levels for monitoring the Rajiv Gandhi Career Portal. 9 lakh students of class 9th to 12th have logged into this portal upto December, 2020.
- **Indira Priyadarshini Puskar:-** The girls of category of General, Scheduled Castes, Scheduled Tribes, Other Backward Classes, Minorities, Extremely Backward Classes, BPL and Divyanga, studying under the Department of Secondary and Elementary Education who achieve first position in each district in the exams of Rajasthan Board of Secondary Education in class 8, 10 and 12 (Arts, Science, Commerce separately in the three faculties) and in the board examination of class 8, Pravashika and Varistha Upadhyay of Department of Sanskrit Education, secured first position at the state level in the above mentioned classes are awarded ₹40,000 for 8th class, ₹75,000 for 10th class and scooty & ₹1,00,000 for 12th (Arts, Commerce, Science) girls under 'Indira Priyadarshini Puskar'.
- **School Upgradation:** - In the session 2020-21, 88 upper primary schools were upgraded to Secondary School and 69 Secondary Schools were upgraded to Higher Secondary School.
- **Establishment of Mahtma Gandhi (English medium) Schools:** - On the occasion of 150th anniversary of the father of the nation, Mahatma Gandhi, Mahtma Gandhi Government English medium schools is open of class 1-12 at every district headquarter. The flagship scheme was extended in the year 2020-21 to set up schools at each block level. Out of a total 301 blocks, 134 schools have Swami Vivekanand modal schools, leaving those 134 blocks, rest of the 168 blocks have been provided with the MGGES.
- **Shala Darpan (e-Initiative) Step-by-Step:-**Data

of all schools, students and working personnel of secondary and elementary education are available on Intergrated Shala Darpan Portal. Presently, scholarship, laptop, cycle distribution to students, etc. are being distributed and monitored through Shala Darpan portal.

- **Student Police Cadet Scheme (SPC):-**In State from the session 2020-21, SPC scheme has been implemented in 1,000 (70 Kendriya Vidyalayas & 930 Secondary and higher secondary) government state schools. In the session 2020-21, total ₹356.80 lakh (central contribution of ₹214.00 lakh and the state contribution of ₹142.80 lakh) has been allocated to the schools.
- Under the Foreign Study Scheme, one girls were paid ₹25 lakh.
- **Free text book distribution:** - Free textbooks are provided to all the students studying in Government Secondary and Higher Secondary Schools from class 1st to 8th, All girls & SC/ ST boy students from class 9th to 12th, those students whose parents do not pay income tax from classes 9th to 12th, and also all students of Government Swami Vivekananda Model Schools from class 6th to 12th. 4.95 crore text books have been distributed so far for the year 2020-21 till December, 2020.
- Bal Sabha has been a regular activity of the Department of Education for a long time. Bal Sabha was being organized in schools, but now to improve the quality of education and to ensure community participation in education and other school activities, the scheme was launched in January, 2019 at a pilot base in Jaipur district. After its success, it has been started in all the districts of Rajasthan from 9 February, 2019.
- The program "Green Pathshala" has started on 24 April, 2019. The goal of this scheme is to develop schools as green schools in the coming years. As per the report of Sharadarpan, 10.80 lakh saplings have been

planted in schools in the session 2020-21 till December, 2020.

- **No Bag Day:-** In view of an overall development of the students, a 'No Bag day' on the platform of education psychology based activity is observed on every saturday for the joyful learning by the students in the state.
- **e-Class:-** In view of the adversity of circumstances created by COVID-19, a unique initiative has been taken by the department for a stable provision to facilitate education to the students by conducting digital online classes for the students of class 6 to 12 across the state as an innovative action.

The Impact of COVID-19 on the targeted schemes/programmes of the department and efforts made to overcome the impact of pandemic:-

Inclusive Education

- Online teaching program has been providing for Children with Special Needs during COVID-19 under Inclusive Education. Inclusive Education, Rajasthan School Education Council, Jaipur has conducted training for State, District, Block and school level Officers / Resource Person (CWSN) / Special Teachers to enhance the speed of online teaching program for Children with Special Needs.
- WhatsApp groups namely “State Inclusive Edu-Raj”, State Resource Group for Online Learning of CWSN, State Online Learning Group of CWSN, District Online Learning Group of CWSN and Block Online Learning Group of CWSN have been created to connect Special Teacher / Resource Person (CWSN) and finally Children with Special Needs.
- Government Seth Anadi Lal Poddar Badhir Senior Secondary School, Jaipur, and Government Pragya Chakshu Blind Senior Secondary School, Udaipur have been nominated as Nodal Agency for preparation and

selection of inclusive content. Inclusive material/content for online teaching has been preparing. Audios of inclusive content of prescribed curriculum have been shared every day through Whats App group as State Resource Group to Districts and further to Block or schools and to Children with Special Needs. Inclusive Education has systematic plan to implement the online program in all over Rajasthan.

- Inclusive Education, Rajasthan School Education Council, Jaipur has been preparing CWSN Online Teaching Module on Shala Darpan to monitor online teaching programme as well as provide maximum support to strengthen and make impactful the said program and for Children with Special Needs. The CWSN Online Teaching Module on Shala Darpan for daily monitoring is being developed with the help of Deputy Commissioner, Shala Darpan.

Model School:

In the odd circumstances of global Pandemic COVID-19, online classes are being conducted regularly in Swami Vivekananda State Model Schools in the state by making time table, so that the students can benefit from the regular online classes by the subject teachers. Along with homework, 10-10 parents/students feedback is received daily through phone. Online class progress report is taken by model cell in every 15 days.

Information and Communication Technology (ICT) Yojana:-

- During COVID-19 through (SMILE) - Social Media Interface for Learning Engagement content based material is being provided through WhatsApp group for students of classes 1 to 12.
- Shikshadarshan program is being telecast daily for three and a quarter hours (12:30-2: 30 pm and 3:00 to 4:15 pm) for all classes on Doordarshan Rajasthan.
- During the COVID-19 lockdown period, audio teaching material was broadcasted for 55 minutes daily through 'Akashvani' till 30 June, 2020.

- Online training for teachers, teaching classes 1-5 and 6-8 and 9-12 is being conducted through the NISHTHA module and DIKSHA portal.

Under the Mid-day Meal Scheme period of school closure due to COVID- 19 it has been decided to distribute food grains (wheat/rice) and chana dal (in lieu of cooking conversion cost) to the Parents/Guardians of students studying in class 1 to 8 in Government schools, Madrasas and Special training centers. In its persuance under the Mid-day Meal Scheme, for the period from 14th March, 2020 to 30th June, 2020 (Total 94 days) School closure period due to COVID-19, July, 2020 to August, 2020 (Total 48 days) and September, 2020 to October, 2020 (Total 49 days) wheat/rice is being distributed.

Literacy & Continuing Education

State Literacy Mission Authority has been constituted in the year 1988. Total literacy campaigns were organized in the state under the guidance of National Literacy Mission Authority (NLMA) since 1990-91. The main function of Directorate of Literacy & Continuing Education is to impart functional literacy for the age group 15 and above illiterate persons, with due emphasis on national integration, family welfare, gender equality, future development, vocational skills, healthcare and education on social evils like child marriage etc. Education has played an important role in the overall progress of the state.

Saakshar Bharat Programme: Saakshar Bharat Programme, a centrally sponsored scheme of Department of School Education and Literacy (DSEL), Ministry of Human Resource Development (MHRD), aims to promote and strengthen adult education, especially among women by extending educational opportunities to those adults, who have lost the opportunity to have access to formal education and have crossed the standard age for receiving such education. This programme is implemented in the state during the period of 2009-2018. 83.25 lakhs have been made literate against the allocated target of 82.15 lakhs under the programme.

Mahatma Gandhi Library Reading Room: Government of Rajasthan has run at every Lok Shiksha Kendra Mahatma Gandhi Library & reading room for neo - literates during the period of the Saakshar Bharat Programme.

Mahila Shikshan Vihar: Mahila Shikshan Vihar is the residential schools up to X standard for the women in the age group of 15-30 years who are divorced, tribal, widow and deprived group of female are get educational opportunities. Along with develop their living status, these women are also imparted vocational training for their being self-reliant and self-dependent. Presently, this Shikshan Vihar Programme is being run in district Jhalawar. Under this programme 100 women have been enrolled and ₹6.59 lakh has been incurred during the year 2020-21 up to November, 2020.

Higher Education

Higher Education Department caters to the management of General Education Universities and Colleges. At the time of independence in the state, there were only 7 colleges of General Education but presently the numbers of colleges have reached more than 2,000. As a result of the rapid spread of education in Rajasthan, now there are total 2,163 colleges of General Education, out of which there are 322 Government Colleges, 16 Government Law Colleges, 1,817 Private colleges, 2 Self Financing Institutions and 6 Colleges established with Private partnership. 1,407 B.Ed. colleges are also being run by the department. There are 27 State self Financed Universities, 51 Private Universities and 7 Deemed Universities in the State.

The major activities/initiatives undertaken in the year 2020-21 are as below:

- 48 new Government Colleges were started.
- 10 Government Degree Colleges have been upgraded to PG Colleges.
- 18 new faculties have been introduced in 13 government colleges.
- 10 new subjects have been introduced at U.G. level in 4 government colleges.

- 17 new subjects have been introduced at PG level in 15 government colleges.
- Under the Chief Minister Higher Education Scholarship Scheme, ₹2,348.24 lakh has been incurred upto December, 2020 at government colleges.
- As regards fund expenditure for various schemes ₹19,474.86 lakh has been spent against the sanctioned budget of ₹32,305.64 lakh during the year 2020-21 (upto December, 2020)
- For development of Universities and Colleges in the State in phased manner, ₹10,614.13 lakh has been allotted under Rashtriya Uchatar Shikha Abhiyann (RUSA) scheme in 2020-21. Till December, 2020, ₹1,929.62 lakh has been spent.
- In academic session 2020-21 at UG level, 10 to 25 per cent seats have been increased in 1st year as per need.
- On 150th birth anniversary of Mahatma Gandhi, have been inspired by his principal of Trusteeship, a compulsory Course called "Aanandam" is being introduced. The objective of this innovation is to teach the youth how to derive joy or Aanand through social service. It will enable the youth to be responsible citizen so that they can make a better society. This course is the first one of its kind and Rajasthan is the pioneer in India to have introduced it.
- Indira Priyadarshini Swarnim Uddaan Yojna has been started in 10 government girls colleges to spread awareness among girls about job oriented courses, skill based trainings, communication skills and about various government schemes.
- Trainings in job oriented courses, IT skills, Women Rights Awareness, Women health and self-defense have been held for girls.
- Community book bank scheme has been started under which 49,595 books have been collected and 16,612 needy and talented students have been benefitted.
- Total, 1, 27,320 videos & 1, 35,390 P.D.F. have

been uploaded by faculty members of government colleges till November, 2020.

Sanskrit Education

Sanskrit is known as the DevVaani, the language of God. It not only nourishes Indian culture but is also a source of knowledge. It is the oldest language of the world and still retains the same form and structure as it was thousand years ago. It is the most scientific language with an amazing potential for word formation. Efforts were started for protection and promotion of Sanskrit language soon after the independence of the country. Rajasthan is the

leading State where a separate Directorate for Sanskrit language has been functioning since its establishment in 1958 and a Sanskrit University establishment in 1998. The Directorate has been working for promoting Sanskrit through its institutions right from school level to Post Graduate level.

Under the Sanskrit education, during the year 2020-21 upto December, 2020 an expenditure of ₹7,137.30 lakh has been incurred on various schemes. The number of educational institutions during 2020-21 is given in table 8.5.

Table 8.5 Number of Institutions for Sanskrit Education

Level	Government	Private
Primary	424	14
Middle	965	260
Praveshika	190	75
VaristhUpadhyaya	192	27
Shastri (Graduation Level)	17	13
Acharya (Post Graduation Level)	13	14

A total number of 1.74 lakh students are studying in these institutions. The department is also running STC & Shiksha Shastri (B.Ed.) institutions in Government & Private Sectors. During the Year 2020-21, one Government and 15 private STCs colleges are working, while 82 Shiksha Shastri Colleges are working in the private sector.

Technical Education

India is witnessing the age of science and technology. There is huge demand for technical education in modern age. Technical Education imparts knowledge of specific trade, craft or profession.

Engineering / Management Education: To provide Engineering education at Under Graduate and Post Graduate level, total 88 (Including 02 Engineering College having Architecture branch) Engineering Colleges are functional in the State. Out of these 11

are Autonomous Engineering Colleges under Government of Rajasthan, 1 is Autonomous Engineering College established by Central Government, 4 are constituent colleges of state Universities and 72 are private un-aided colleges with total admission capacity of around 34,072 students per year. Similarly, for Management Education at P.G. level, 50 MBA Institutions (7 Government/ Government aided and 43 Private) are functional with an admission capacity of around 3,402 students per year. All these UG and PG level Autonomous/ Private Engineering Colleges are affiliated with Rajasthan Technical University, Kota and Bikaner. MBA institutions are affiliated with Rajasthan Technical University, Kota and Bikaner. In addition to it, one Indian Institute of Technology (IIT) at Jodhpur, IIT Kota, MNIT Jaipur and one Indian Institute of Management (IIM) at Udaipur are also functioning in the State.

Polytechnic: To provide technical education in the State, 130 polytechnic colleges with admission capacity of 28,299 students are functioning in the State. Out of these, 36 are Government co-educational polytechnic colleges with intake capacity of 6,546, eight government women polytechnic colleges (Jaipur, Bikaner, Jodhpur, Udaipur, Ajmer, Kota, Sanganer and Bharatpur),

with an intake capacity of 1,015 and 86 private polytechnics are also functioning with intake capacity of 20,738. Under the technical education (polytechnic), an expenditure of ₹2,140.79 lakh has been incurred on various schemes during the year 2020-21 upto December, 2020. Physical progress of Polytechnic Colleges for the last 5 years is given in table 8.6.

Table 8.6 Progress of Polytechnic Colleges for the last 5 years

Year	Total Polytechnic Colleges			Total Intake Capacity		
	Govt.	Private	Total	Govt.	Private	Total
2016-17	42	155	197	5470	45115	50585
2017-18	42	140	182	6450	40195	46645
2018-19	43	108	151	6480	29415	35895
2019-20	44	92	136	7215	22781	29996
2020-21*	44	86	130	7561	20738	28299

*Upto December, 2020

Industrial Training Institutes (ITI): ITIs in the state are working under Skill, Employment & Entrepreneurship (SEE) Department. Craftsman Training facilities in the state are provided through 260 sanctioned Government ITIs having total sanction seats 91,660 during the year 2020-21. Out of which, 11 institutes are sanctioned as Women Industrial Training Institutes, viz Jaipur, Ajmer, Bhilwara, Jodhpur, Kota, Bikaner, Alwar, Udaipur, Tonk, Banswara and Laxmangarh (Sikar). Presently admissions are being offered in 229 Government ITIs. In addition to this, 1,715 Private ITIs are also providing training on 3,02,730 seating capacity. Under Craftsman Training Scheme (CTS) training is provided through various engineering and Non-engineering trades of duration of one to two years. During the year 2020-21 upto December, 2020 ₹9,159.74 lakh has been spent on various schemes of ITIs.

Medical Education

As on date 31 December, 2020 there are 23 Medical Colleges in the State of Rajasthan, out of this 6 are

Government, one Jhalawar Hospital & Medical College Society, Jhalawar, one constituted college of Rajasthan University of Health Science (R.U.H.S.), 07 under Rajasthan Medical Education Society (Raj-MES) and 8 are in Private Sector. Medical college Dholpur under Centrally Sponsored Scheme II Phase and 15 New Medical Colleges Alwar, Baran, Banswara, Bundi, Chittorgarh, Jaisalmer, Karauli, Nagaur, Shri Ganganagar, Sirohi, Dausa, Jhunjhunu, Hanumangarh, Tonk, Sawai Madhopur have been sanctioned under Centrally Sponsored Scheme III Phase.

Annual intake capacity of the Medical Colleges in Government sector for undergraduate courses (MBBS) is 2,830, 1,255 for Postgraduate Courses and 125 for Super-specialty-Courses. Annual intake capacity of the Private Medical Colleges for undergraduate course (MBBS) is 1,300, and for Postgraduate Courses is 427. Similarly, there are 16 Dental Colleges established in the State. Out of this 01 is Government constituted college of Rajasthan University of Health Science (R.U.H.S.) and 15 are in

private sector. Annual intake capacity of Government Dental College in the under graduate course is 50 and 19 in Post graduate courses. Annual intake capacity of Private Dental Colleges in the under graduate course is 1,460 and 303 in Post graduate courses. Sikar Medical College has been started in 2020-21 Session. Hospitals attached with Medical Colleges are taking care of a large proportion of population of the State in outdoor & indoors patients of the hospitals. Besides this patients of the neighboring States (i.e. Haryana, Punjab, Gujarat, M. P. and U.P etc.) are also being taken care.

Department's achievements & innovative achieves during the financial year 2020-21:

- Under the Centrally sponsored Scheme, 15 new Medical Colleges at Alwar, Baran, Bundi, Banswara, Chittorgarh, Jaisalmer, Karauli, Nagaur, Sirohi, Shri-Ganganagar, Dausa, Jhunjhunu, Hanumangarh, Tonk and Sawai Madhopur are to be established at the approved project cost of ₹325 crore per Medical College. Out of this the Central and State share ratio is 60:40. For the establishment of these medical colleges MoU have been done with the executive agencies.
- Presently there are 1,255 Post Graduate Medical and 125 Super- Speciality seats available in the Government Medical Colleges in the State. Intense efforts have been made for increasing P. G. seats in Government medical colleges. As a result of this, Govt. of India have approved 950 Post Graduate seats and 11 Super-speciality seats in the year 2019-20. Medical Education Department have issued essentiality Certificate for increasing of 806 seats by National Medical Commission.
- In the year 2019-20, 650 MBBS seats and in 2020-21, 230 MBBS seats have been increased in different medical colleges of the State. In this way 880 seats have been increased which is 45 per cent of the 1,950 MBBS seats available in 2018-19. At present there are 2,830 MBBS course seats in the Government sector.
- Medical College, Barmer had been started in the academic year 2019-20 and medical college Sikar has been started in the academic year 2020-21.
- Under the Pradhan Mantri Swasthya Suraksha Yojana, cost of ₹150 crore (per college) construction work of Super Speciality Blocks at Medical College Bikaner, Kota and Udaipur has been completed. 90 percent construction work has been completed of Super Speciality Block, which is going to be established at cost of ₹ 200 crore in SMS Medical College, Jaipur.
- State Organ Transplantation Organisation (SOTTO), Cardio-thoracic Transplantation Operation Theatre and intensive care unit's construction work is completed in SMS Medical College, Jaipur. Similarly, under the Human Organ Act of 1994, Organ Tissue Retrieval Performing Certificates for 5 years have been issued on 29 July, 2020 to J. L. N. Hospital Ajmer, New Medical College Hospital, Kota; Maharana Bhupal Hospital, Udaipur and P. B. M. Hospital, Bikaner.
- Construction work of 50 bedded advance ICU at a cost of ₹10 crore and 10 bedded Stroke ICU at a cost of ₹2 crore has been completed in SMS Medical College, Jaipur.
- The construction work of State Cancer Centre has been completed. In this campus OPD services have already been started.
- A new 500 bedded hospitals of Rajasthan University of Health Sciences College of Medical Sciences have been started. Presently, this hospital is being used as a dedicated COVID-19 hospital in the State.
- For the benefit of children suffering with respiratory diseases, Bronchoscopy facility has been started in J. K. Lone Hospital, (Sir Padampat Mother and Child Health Institute), Jaipur on 30 January, 2020.
- Registration Centre, waiting hall and blood bank have been established in Sir Padampat Mother and Child Health Institute, Jaipur. MoU has been done

with Multinational Company 'Gengyme' for establishment of Centre of Excellence for rare diseases. Zonal Reference Centre for Milk Bank and Laparoscopic Simulation Lab in Paediatric Surgery Department has been started.

- Establishment of Dental Hospital and Medical ICU at a cost of ₹ 2.86 crore in Medical College, Bikaner.
- Facilities of painless delivery for pregnant women have been started in P. B. M. Hospital, Bikaner.
- At a cost of ₹442.50 lakh four operation theatres have been renewed as Modular Operation Theatres and emergency unit at a cost of ₹261.00 lakh and with the help of donors, a Brachytherapy machine at a cost of ₹240.50 lakh have been established in Jawahar Lal Nehru Hospital, Ajmer.
- Construction work of a new CATH lab at a cost of ₹5 crore has been completed in Mathura Das Mathur Hospital, Jodhpur.
- Construction work of 4 operation theatres, 10 bedded isolation ward and 17 beds ICU is complete in Mathura Das Mathur Hospital, Jodhpur.
- At a cost of ₹1,209.95 lakh construction work has been completed of a central Library in medical college, Kota.
- At a cost of ₹1,025.14 lakh construction work has been completed of a hostel for 150 students in medical college, Kota.
- Construction work of junior boys' hostel, lecture theatre, OPD, integrated Investigation Block and Senior Residence Hostel has been completed in medical college, Udaipur.
- Under Centrally Sponsored Scheme 300 bedded new building, resident hostel and nursing hostel's construction work has been completed in medical college Dungarpur.

Important Decision taken for the Management of COVID-19 Pandemic

- Incorporation of Plasma therapy for the treatment

of COVID-19 patients has played an important role in saving of life of patients. In the State Plasma therapy is available in Medical College Jaipur, Udaipur, Bikaner, Kota, Jodhpur, Ajmer and Bhilwara.

- RUHS CMS Hospital with a total bed capacity of 1,200 has been converted into a dedicated COVID Hospital. In SMS Hospital Jaipur a 32 bedded new post Covid ICU has been establish, in which patients whose COVID-19 test reports have come negative but condition is serious are treated.
- Liquid Oxygen storage tank has been made functional in RUHS while it is in process of installation in Medical College Jodhpur, Bikaner and Udaipur. Due to this quality Oxygen supply in these hospitals will be ensured.

Language and Library Department

The Department of language and library has been established to promote the use of Hindi and administration of public libraries. At present, there are one state central library, 7 divisional level libraries, 33 district level libraries, 6 Panchayat Samiti level libraries (under control of language and library department), 276 Panchayat Samiti level libraries (under control of Secondary Education Department) are working.

Library Awareness Programme: Sincere efforts are being made to enhance the numbers of readers in the libraries. Various other activities are also being organized for the same purpose. Library services are being provided to all age groups of male and female readers. Senior citizen corner, women corner, children section, Neo-Literate corner, reading facilities for visually impaired users are also available in the selected libraries.

Total Books and Number of Readers in Libraries: There are 20.92 lakh books are available in 47 libraries operated by the department. According to 2019-20 Numbers of registered members are 15,640 in the libraries.

MEDICAL AND HEALTH

State Government has made sustained efforts in implementing major health reforms, public health policy initiatives aimed at providing essential health services for all with special emphasis to weaker sections of society, poor and vulnerable. The State Government is committed to control and eradicate communicable and other diseases to provide curative and preventive services to the people of the state.

The Medical & Health Department of Rajasthan strives to provide health facilities for all communities of rural and urban areas in a planned manner for which development and strengthening of medical infrastructure are being done. The position of Government allopathic medical institutions (excluding Medical College Hospitals) at the end of December, 2020 is given in table 8.7.

Table 8.7 Details of Medical Institutions

S.N.	Medical Institutions	Number of Medical Institutions upto 31 st December, 2020	Under the NUHM
1	Hospitals	107	-
2	Community Health Centers (CHC)	655	13
3	Primary Health Centers (PHC) (Rural)	2147	-
4	Dispensaries	190	-
5	Mother & Child Welfare Centers	118	-
6	Primary Health Centers (PHC) (Urban)	51	140
7	Sub Centers	14497	-
8	Beds*	54877	390

*Bed of Hospitals attached to Medical Colleges are not included.

Details of the new activities in the Financial year 2020-21 are as follows:-

- CHC Dudu district Jaipur is up graded to sub district hospital.
- CHC Sanganer, district Jaipur and CHC kherthal (Kishangarhbas) district Alwar is up graded to satellite hospital.

Nirogi Rajasthan Abhiyan

Nirogi Rajasthan Abhiyan was launched on 18th December, 2019 for the health problems and their

preventive to all the citizens of Rajasthan by Hon'ble Chief Minister

Under which the following activities will be performed to prevent diseases:

- Population Control (Family welfare program.)
- Geriatric problems and their solutions.
- Female health (Anemia, Leprosy, Breast Cancer)
- Seasonal Communicable diseases.
- Adolescent Health (Anemia, Malnutrition, Obesity Menstruation Hygiene)

- Non-communicable diseases (lifestyle & obesity, diabetes, BP, Psychological problems, Heart disease, Paralysis, Cancer and Lung diseases).
- Vaccination and adult immunization (Complete Immunization)
- Drug Addiction & disease (Alcohol, Drug, Tobacco)
- Food Adulteration
- Pollution etc.

For this, it is proposed to select a 'Health and Volunteers' woman and man in each village and urban ward, which are called as "Swasthya Mitra". A total of 79,731 Swasthya Mitra (women and men) in each revenue village and 14,007 Swasthya Mitra (women and men) in each urban ward have been selected and trained in the state. For the above purposes, the work of health friend will be done by the volunteer persons unpaid, who will motivate the public to remain healthy.

Janta Clinic

The Honorable Chief Minister of Rajasthan has announced the "Janta Clinics" in the Rajasthan State Budget Speech 2019-20 to provide high-quality primary healthcare services to urban poor & vulnerable population of the state in the proximity of slum areas, dense area where there is no health facility nearby. At present 12 Janta Clinics are operated in Jaipur city, in which 1,35,682 patients have been benefited from free medical facility so far.

Mukhya Mantri Nishulk Dava Yojana

'Mukhya Mantri Nishulk Dava Yojana' was launched on 2nd October, 2011. Under this scheme, all outdoor and indoor patients visiting medical college attached hospitals, district hospitals, community health centers, primary health centers and sub centers, are provided essential medicines, free of cost. Rajasthan Medical Services Corporation (RMSC) has been constituted as a central procurement agency for purchase of medicines, surgical & sutures for Medical Department and Medical Education Department. RMSC is also supplying medicines to all Government health institutions through District Drug Warehouses (DDWH) established in all 33 districts of the State. During the year 2020-21, 04 new medicines are added in essential drug list. At present as per essential drug

list 709 medicines increased to 713 and 181 surgical items & 77 sutures are listed. Quality of drugs being supplied is ensured by testing of drugs at empaneled drug testing laboratories. The list of drugs which is provided by Free Drug Distribution Centers has been displayed in Government Medical Institutions. Medicines are available for outdoor patients according to OPD timings and 24 hour for indoor and emergency patients. Under the scheme, medicines for the treatment of critical and severe disease are also available. During the financial year 2020-21, an expenditure of ₹489.82 crore was incurred upto December, 2020.

Nishulk Sanitary Napkins Distribution Scheme

Government of Rajasthan started a scheme for free distribution of sanitary napkins to all government school going girls of class 6 to 12 of rural areas and non-school going girls of 10 to 19 years age. Under this scheme, there is a provision to distribute 12 sanitary napkin free of cost to each girl per month. During the financial year 2020-21 (upto December, 2020), 5.66 crore sanitary napkins of ₹10.60 crore for school going girls and 1.14 crore sanitary napkins of ₹1.94 crore for non-school going girls have been distributed under the scheme.

Mukhya Mantri Nishulk Janch Yojana

This scheme has been started for strengthening of existing laboratories and other diagnostic facilities in all the public health institutions and also to provide the essential diagnostic services free of cost to all patients visiting government hospitals. To meet the gaps and to provide quality diagnostic services, adequately equipped diagnostic facilities are available at various levels of health care. Under this scheme, 34.26 crore investigations and 15.54 crore beneficiaries were benefitted upto December, 2020. Every day approximately 1.25 to 1.50 lakh investigations are being done on free of cost in Rajasthan.

National Mental Health Programme (NMHP)

Under this programme, medical checkups were provided to 1,12,323 new OPD patients & 1, 92,892 follow up patients. Under NMHP, 215 camps were organized and 3,383 patients were treated in these camps. Under the capacity building initiatives of

NMHP, 4,432 staff were trained. During the financial year 2020-21 upto December, 2020, ₹96.65 lakh have been incurred under this scheme.

National Fluorosis Control and Prevention Programme

All 33 districts of Rajasthan are affected by fluorosis. At present, the National Fluorosis Control and Prevention Program is approved in 30 districts. 10,201 potential patients have been identified from April, 2020 to December, 2020 under the program. From the month of April, 2020 to December, 2020 urine of 1,739 potential patients has been tested, out of which fluoride levels have been found to be above normal in 1,168 patients. 877 sources of water have been tested. A total of 1,119 patients have been given first aid and drug delivery.

National Oral Health Programme

The National Oral Health Program was launched by the Government of India in the financial year 2014-15. The aim is to improve the determinants of primary health and reduce the inequality available in the services of primary health in rural and urban populations. In the year 2020-21, till the month of December, 2020, a total of 6,280 Camps were installed, in which the face of 17,06,317 patients were examined and a total of 4, 64,916 patients were treated in Government Dental Medical Institutes. An amount of ₹47.20 lakh was received from the Government of India under the National Oral Health Program in the year 2020-21.

Adarsh Primary Health Center

Under this scheme, Adarsh PHC's were developed in two phases. In the first phase, 295 PHC's were developed whereas in the second phase 596 PHC's were developed. Every month, approximately 11 to 12 lakh patients are being treated in the outdoor and 10 to 11 thousand deliveries have been done in these Adarsh PHCs.

Public Private Partnership (PPP)

Hemodialysis service is running on PPP at 33 Government Hospitals & CT Scan machines are running on PPP mode at 30 Government Hospital in Rajasthan to provide health facility to people on affordable prices and free to poor people of the state. To provide cheaper or affordable IVF facility to issueless couple, IVF centers are running on PPP mode at 8 Government Hospitals in Baran, Sawaimadhopur, Rampura Kota, Kanwantia Hospital

Jaipur, Beawar (Ajmer), Sikar, Bikaner & Pali Rajasthan. MRI machines are running on PPP mode at 4 Government Hospital, Kanwatiya Hospital Jaipur, Alwar, Bhilwara and Sikar to provide affordable medical facility to general people and free to poor people of Rajasthan. In the same way 70 PHC's are running under PPP mode.

Shudh Ke Liye Yudh Abhiyan:- In order to make pure food commodity available to all the consumers of the state, a campaign "Shudh Ke Liye Yudh" is being conducted by the Government of Rajasthan from 26th October, 2020. A team has been constituted in which administrative officer, police officer, food safety officer, enforcement officer, legal metrology officer and dairy representative are included. State level and district level quality control committee has been formed to prevent adulteration of substances in food adulterate. Under this campaign, in the year 2020, 7,439 samples were taken after inspecting 10,175 out of which 809 were found to be substandard, 376 misbranded and 255 unsafe.

Following are the other important achievements during the year 2020-21 up to December, 2020.

- Against the target of 1,120 patients, 335 new leprosy cases were detected and 491 patients were cured, under the “ National Leprosy Eradication Programme”.
- Under the 'Revised National TB Control Programme', about 1, 35,125 patients were treated, against the target of 2, 25,000 cases.
- Under the 'National Programme for Control of Blindness', about 52,336 eye (cataract) operations were performed, against the target of 3, 30,000 eye operations.
- Under the “National Vector Borne Diseases Control Programme (NVBDCP)”, 58.35 lakh blood slides were collected and examined against the target of 81.83 lakh.
- Under the “National AIDS Control Programme”, Blood samples of 16,50,880 persons were tested, out of which 3,112 cases were found to be HIV positive.
- Under the “Iodine Deficiency Disease Control Programme”, 2,85,164 samples were collected upto December, 2020.
- National Programme for Prevention and Control

of Cancer, Diabetes CVD and Stroke is running in 33 Districts of Rajasthan to prevent and control Non-Communicable Diseases with the help of Government of India. In this programme, screening is done to diagnose Cancer, Cardio-Vascular and Diabetes and the treatment is provided for needful. Under this programme, ₹5,560.05 lakh were sanctioned by Government of India, out of which ₹1,261.56 lakh has been incurred.

- Government of India has started the National Tobacco Control Programme (N.T.C.P.) in all 33 districts of Rajasthan. Total 15,468 tobacco users were provided counseling support for quitting tobacco. Tobacco Products Act, 2003 is being enforced and a total of 9,562 challan were done. Under this programme in the financial year 2020-21, ₹575.21 lakh was sanctioned, out of which ₹296.44 lakh was incurred upto December, 2020.
- Integrated Disease Surveillance Programme (I.D.S.P.) is running in all 33 districts in Rajasthan. Under the programme, an amount of ₹342.01 lakh was incurred upto December, 2020.

Effective Management for Preventing COVID-19.

In view of the outrage of COVID-19 being declared as an international public health emergency by the World Health Organization (WHO) and subsequent guidelines pertaining to the pandemic being received from Ministry of Health, Government of India, various measures for prevention, control, treatment, investigation (contact tracing) and dissemination of information in the state were taken up. Special focus has been laid on activities like screening of passengers at international airports, identification of symptomatic passengers in medical colleges and district hospitals, screening and admission of infected passengers in isolation wards, collection of information from incoming passengers from all parts of the country. The first incidence of COVID-19 in the state was found in Jaipur on 2nd March, 2020 in an Italian citizen. A total of 3, 08,243 patients have been found in the state till December, 2020.

- As part of active and passive surveillance, door-to-door surveys were conducted and screening of OPD patients started since March, 2020.
- There are 60 labs across all the districts in the state which have RTPCR testing facility for detection of

COVID-19, which have a cumulative daily testing capacity of 65,886 tests. A total of 117 RTPCR machines are available for testing.

- In state Government labs, COVID-19 is being tested for free and the department has set a ceiling amount of ₹800 for testing in private Labs.
- A total of 427 medical institutions are available for the treatment of COVID-19 patients, out of which 287 are Covid Care Centers, 80 Dedicated Covid Health Centers and 60 Dedicated Covid Hospitals.
- 225 private hospitals have been authorized for treatment of COVID-19.
- 43,419 isolation beds, 8,532 beds with oxygen support and 2,180 ICU beds are available in the state.
- To provide plasma therapy facility to patients in serious condition, at present this facility has been started in medical colleges of Jaipur, Bikaner, Jodhpur, Kota, Ajmer, Bhilwara and Udaipur. Till 31 December, 2020, a total of 3,505 units have been received in the state out of which 3,209 units have been infused to patients.
- 1,14,288 quarantine beds have been identified in the state for monitoring or treating suspected corona patients / individuals in the state.
- From July, 2020, door-to-door survey is also being conducted to monitor high risk group category persons and spread awareness.
- Provision has been made to provide incentive amount by the state government to the doctors (₹5,000), paramedical staff (₹2,500) and other personnel (₹2,500) engaged in Corona related work.
- In case of death of personnel from COVID during COVID-19 duty, claim facility is also being provided under insurance scheme of the Pradhan Mantri Garib Kalyan Package. A sum of ₹50 lakh has been fixed as the claim amount to the family of the deceased. So far 19 claims have been received by the department, out of which 6 claims have been paid.
- 330 mobile medical vans are being operated in remote areas to provide medical facilities to the general public there.
- Telemedicine facility for seeking treatment related information and consultation on mobile has been made available for the benefit of people in far-flung areas.

- Medical college/district level rapid response team has been formed. If found positive in the district, the Rapid Response Team of the Medical College level first arrives in the district and performs the due tasks. Mobile medical units and mobile medical vans available in the district are being used for treatment/screening of patients/RRT.
- Special strategy was prepared in Bhilwara district for prevention and control of COVID-19. Curfew was imposed in the district under section 144 of CRPC and the borders with neighboring districts were also sealed. Traffic on railways, roadways and other private vehicles was prohibited. Industries, factories were also closed. All suspects were screened and examined. Food, water, milk, medicines and other necessary materials were made available to people at home.
- Curfew, Maha Curfew, Active and Passive Surveillance, RTPCR Testing, IEC were done in Ramganj, the most affected area of Jaipur city. Drone was used to survey in the streets. Flag march was conducted by the police. The mission of Missa Lisa was launched for screening of high risk individuals. Food, water, milk, medicines and other necessary materials were made available to people at home.
- A total of 244 flights and 34,341 passengers were screened at International Airport, Sanganer Jaipur.
- Total 1,401 disease packages are offered under the scheme, which include 663 tertiary packages and 738 secondary packages. In secondary packages reserved list include 46 Government Medical Institution packages and 14 Private Medical Institution packages.
- Cashless IPD treatment facility is provided at empanelled hospitals.
- Includes 10 days post-hospitalization expenses.
- 521 Government and 972 private empanelled hospitals are providing services under the scheme.
- Claim payment ₹715.47 crore has been incurred in the scheme from 1st September, 2019 to 31st December, 2020.
- New phase of Ayushman Bharat Mahatma Gandhi Rajasthan Swasthaya Bima Yojana is being started from 30th January, 2021. An MoU has been executed between Rajasthan State health Assurance Agency and The New India Assurance Agency on 14th January, 2021. Around ₹1,750 per annum will be expended on the scheme, out of which 79 per cent cost will be borne by State of Rajasthan.
- Sum insured has been increased from ₹3.30 to 5 lakh per family per year in the new phase. This cover shall be segmented into ₹50,000 for secondary illnesses and ₹4,50,000 for tertiary illness per family per annum on family floater basis. Disease packages have been increased from 1,401 to 1,576 in the new phase.

Ayushman Bharat-Mahatma Gandhi Rajasthan Swasthaya Bima Yojana

“Ayushman Bharat-Mahatma Gandhi Rajasthan Swasthaya Bima Yojana” was launched on 1st September, 2019 in the state. The main objective of this scheme is to provide cashless healthcare services to the poor families (under NFSA-2013 and selected families of SECC 2011) of Rajasthan. With the aim of providing social and financial security against illness to these families and reducing out of pocket expenditure the scheme is being continued till date.

Following are the key features of the new the AB-MGRSBY

- Health Insurance cover of ₹30,000 (for general illnesses) and of ₹3.00 lakh (for critical illnesses) per family per year is provided on floater basis.

AYURVED AND OTHER SYSTEMS OF MEDICINE

Department of Ayurved has been functioning in the State, since 1950. At present there are 121 Ayurvedic hospitals (including 1 at Bikaner House in Delhi) and 3 Yoga & Naturopathy Hospitals. Additionally, 3,578 Ayurvedic Dispensaries, 3 Yoga & Naturopathy Dispensaries, 1 Mobile Surgical Unit and 13 Mobile Units are also functioning in the State. The Ayurved institutions in Rajasthan also include 35 Aanchal Prasuta Kendra, 33 Jaravastha Janya Vyadhi Nivaran Kendra, 35 Panchkarma Kendra & 33 Yoga and Naturopathy Research Centers. The number of Ayurved and other institutions functioning in the State are provided in the table 8.8.

Table 8.8 Position of Ayurved and other Institutions

Name of system	District Hospitals	Hospitals		Dispensaries		Mobile Units	Grand Total
	Urban	Rural	Urban	Rural	Urban		
Ayurved	33	42	46	3384	194	14	3713
Naturopathy & Yoga	-	-	3	1	2	-	6

Achievements of the Ayurveda Department during the Year 2020-21 till December, 2020

- Due to COVID-19 Pandemic, Yoga program online done in the entire state on 21st June, 2020 on the theme of 'GHAR PAR YOG, PARIVAR KE SATH YOG'.
- Government Ayurvedic Dispensary Kekri, District Ajmer promoted to 10 bedded Government Ayurvedic Hospital.
- Vatshleshmik Kadha and Giloy Churna has been distributed to improve immunity of 36.17 lakh people by the department. More than 6.71 lakh Corona warriors and 2,45,898 officers/ employees are benefitted by Kadha, Churna and Medicines. 29,124 Quaranteens are benefitted with the medicine for improving immunity.

National Ayush Mission (AYUSH)

Rajasthan State AYUSH Society was constituted on March, 2015 and office of the National AYUSH Mission was established under the guidelines of National AYUSH Mission-Ministry of AYUSH, Government of India for Plenary development of Ayurved, Homoeo, Unani, Yoga & Naturopathy.

The two key salient activities that are being undertaken under National AYUSH Mission Project are as follows:

Essential Activities: The essential activities under National Ayush Mission include Co-location of AYUSH facilities at PHCs, CHCs and District Hospitals, up-gradation of existing Government AYUSH Hospitals, up-gradation of existing Government AYUSH dispensaries, setting up of upto 50 bedded integrated AYUSH Hospitals, Supporting facilities such as Programme Management Units at District and state level, supply of essential drugs to

AYUSH Hospitals and Dispensaries, Mobility support at State and District level, Behavior Change Communication (BCC)/Information Education and Communication (IEC), School Health Programme etc.

Activities under flexible Pool: - Activities under flexible pool of National Ayush Mission include public health outreach activity, Ayush gram development of AYUSH Wellness Centers including Yoga & Naturopathy and Innovations on mainstreaming of AYUSH.

Under Ayush Medicine Component 5,211 Ayush Dispensaries, Hospitals have been supplied Ayurved / Homoeo / Unani medicine. Under Medicinal Plants Component 4,500 farmers benefitted and 4, 30,720 plants were distributed through small nurseries. 421 dispensaries have been Renovated/Constructed under civil work activity out of sanctioned 565 work. Under the Public Health Outreach Programme of AYUSH Scheme, 2, 60,544 beneficiaries have been benefitted upto November, 2020. Under upgradation of AYUSH hospital activity 4 Integrated AYUSH hospitals have been constructed and 2 works are in progress. Under quality control activity renovation/construction of 4 Rasayanshalas works are under progress. Under the programme, ₹23,659.94 lakh has been incurred upto December, 2020.

Homeopathy

Homoeopathic medicine is a very simple and easy, harmless treatment method to attain the whole health of mankind. Keeping in view the increasing popularity of homoeopathy and its importance, the Directorate for the development of Homoeopathic was announced by the Honorable Chief Minister. In

the budget session year 2010-11 as a result Directorate of Homoeopathic Medicine Department has started independently from November, 2010. At present Homoeopathic directorate is working at "Ayush Bhawan" Pratap nagar, Jaipur. Presently under the homeopathy, 6 Hospitals, 185 Dispensaries, 5 District Hospitals, 30 Community Health Centre's, 26 Primary Health Centre's and 2 Mobile Units are working in the state. 16,272 patients are benefited through mobile units under the scheme during the year of 2020-21 upto December, 2020.

Unani

Unani system of medicine is one of the oldest treatment systems in the world, which started 2,500 years ago from Greek (Unan). Presently under the Unani system of medicine, 11 urban Hospitals, 67 rural & 195 urban Dispensaries Units are working in the state and 7 posts are sanctioned in ayurved Mobile units.

- In the Year 2020-21 till December, 2020, 4,45,017 Male and 3, 30,478 Female patients are treated under the scheme.
- Under the COVID-19 Activities 3,670 Immunity Booster Joshanda Distribution and 10,154 Immunity Booster Dose Distribution Camps were organized benefitting 2,02,678 and 1,28,996 persons respectively.

EMPLOYEES STATE INSURANCE SCHEME (ESI)

Employee State Insurance Scheme is a specific type of social security scheme which is operational since 1956 under Section 58 of the Employees State Insurance Act 1948. The main objective of this scheme is to provide medical facilities to workers / employees and their dependent families working in various industrial, commercial institutions, private educational institutions and private medical institutions.

- Under the scheme, in the above institutions where 10 or more employees are employed and whose salary limit is up to ₹ 21,000/- per month are given medical benefits. Along with them, their spouse,

son (till the age of 21 years) depending on the insured person, unmarried daughter, physically and mentally disabled children and dependent parents are provided medical facilities.

- A total of 14.25 lakh employees are insured and about 41.04 lakh dependent families in Rajasthan are receiving medical benefits from this scheme.
- Financial benefit in the ratio of 7/8: 1/8 is given by Employees State Insurance Corporation and State Government. Contribution of 3.25 per cent of the salary is paid by the employer and 0.75 per cent by the employee to the ESI Corporation.
- Presently, 4 hospitals (Jodhpur, Kota, Bhilwara and Pali) and 74 dispensaries are providing medical services under the ESI Scheme.
- Free first aid facilities and referral services at the dispensary level and secondary medical facilities and referral services at the hospital level are being provided to the insured persons and their dependents. Cashless services are also being provided through selected tie-up hospitals under the scheme following referral or emergency conditions.
- Hospital Development Committees have been formed at the hospital level for improvement of services and maintenance of buildings.
- Preventive health education is provided to create awareness among beneficiaries.
- In the financial year 2020-21, from April, 2020 to December, 2020, a total of 10.68 lakh insured persons and their dependents have been given medical benefits.
- In the financial year 2020-21, ₹13,134.05 lakhs have been spent from April 2020 to 31st December, 2020.

FAMILY WELFARE

Population stabilization and family welfare programmes are being implemented in the State with the objective of population stabilization and reduction in maternal and child deaths. During 2020-21, (upto December, 2020 provisional) 1,39,385 sterilization operations were performed and 4, 05,856 IUDs and

2,05,143 Post Placental IUCD (PPIUCD) were inserted. Besides this, services are being provided to 3,30,908 users of Oral Pills (OP) and 4,68,922 CC users. At present, the Maternal Mortality Ratio (MMR) of the State is 164 per lakh live births (SRS 2016-18) and the Infant Mortality Rate (IMR) is 37 per thousand live

births (SRS 2018) in the State. In order to reduce infant mortality rate and to provide safeguards to infants and pregnant women against serious diseases, an intensive immunization program is being implemented throughout the state. The progress made in financial year 2020-21 is given in table 8.9.

Table 8.9 Progress under Immunization Programme, 2020-21

Items	Achievements in Lakh (Up to December, 2020)
1. Penta3	9.25
2. BCG Inoculations	10.34
3. Measles Inoculations	10.41
4. Tetanus (PW) Injections/TD	10.73
5. OPV 3	9.25

Rajasthan Janani Shishu Suraksha Yojana (RJSSY)

To reduce the IMR and high mortality rate of women during childbirth, the State Government is implementing the “Rajasthan Janani Shishu Suraksha Yojana” in the State with the assistance of Government of India to provide free medical and other facilities to pregnant women and new born children. Under this scheme, free-medicines and consumables things, lab-tests, food, blood facilities, referral transport facilities etc. are being provided. During the year 2020-21 (upto December, 2020 provisional) 26.95 lakh pregnant women availed free medicine, 9.93 lakh pregnant women availed lab tests, 6.58 lakh pregnant women availed hot food, 4.84 lakh pregnant women availed transport home to hospital, 41,250 pregnant women availed transport facility from hospital to higher Health Institutions, 5.44 lakh pregnant women availed transport hospital to home facility and 49,891 pregnant women availed blood transfusion services. Total number of children who availed free cost medicine, lab test, blood transfusion services, transport services from home to hospital, hospital to home and hospital to higher health institutions is 3,33,965, 1,20,736, 3,282,

34,913, 56,887 and 12,765 children respectively. (Upto December, 2020 provisional)

Measles Rubella Campaign

Government of India is committed to the goal of Measles elimination and control of Rubella / Congenital Rubella Syndrome by 2023. To achieve this goal, “Measles Rubella campaign” was launched in Rajasthan from 22nd July, 2019 to vaccinate all 9 months to 15 year old children of the state. More than 1.90 crore children have been vaccinated in this massive campaign.

Mother and Child Health and Nutrition (MCHN) Days

To enhance immunization coverage, Mother & Child Health and Nutrition (MCHN) days are being organized regularly as an essential component of routine immunization. During 2020-21, 5.27 lakh MCHN sessions were held up to December, 2020.

NATIONAL HEALTH MISSION (NHM)

The National Health Mission (NHM) is a national intervention for ensuring provision of effective healthcare through a range of interventions at

individual, household, community, and critically at the health system levels. The mission has focus on rural as well as urban health. Hence, National Rural Health Mission (NRHM) and National Urban Health Mission (NUHM) are working as Sub-missions of National Health Mission (NHM). Progress of activities under NRHM is as follows-

ASHA Sahyogini

Since the inception of National Rural Health Mission (2005), Accredited Social Health Activist (ASHA) component has played an important and critical role in the implementation of NRHM activities. The ASHA programme was introduced as a key component of the community process intervention and over the 15 years period, this programme has emerged as the largest community health worker programme in the world and is considered as a critical contribution to enabling people's participation in health. ASHA is a community level worker, whose role is to generate awareness on health issues and is also an interface between the community and the health services. In Rajasthan, ASHA is known as ASHA Sahyogini, because she is a joint worker between Department of Medical Health and Department of Women and Child Development. ASHA is selected by Gram Panchayats and works with the help of Anganwadi Centers. All the ASHAs in the state have to undergo through an intensive induction training programme. At present, 52,223 ASHAs are working in the State as on December, 2020.

The roles and responsibilities of an ASHA include working as a healthcare facilitator, a service provider and a health activist. She coordinates as a bridge between health department and WCD in delivering key services and message for Child and Maternal health in during immunization and institutional deliveries. Besides, ASHA Sahyogini also renders important services under National Disease Control Programme, such as Malaria, TB and many more health provisions. Monetary incentives are being paid

to ASHA for rendering various services in the community.

Rashtriya Bal Swasthya Karyakram (RBSK)

Under this scheme all the children at facility at the time of birth of Anganwadi Centers, school going children and children of Madarsas upto 18 years are being screened for four D's-Defects at birth, Diseases, Deficiencies, Developmental Delays & Disabilities (40 identified illnesses) through a dedicated Mobile Health Team. If the child is screened with any of the identified 40 diseases, he is given free referral and follow-up, and surgical treatment if required. 54,353 children were treated under the programme during financial year 2020-21 up to December, 2020.

Janani Express

For strengthening of referral transport services, 587 Janani Express vehicles are operational. Through these ambulances, 1,17,273 pregnant women have been transported from home to hospital and 2,69,024 from hospital to home and 22,234 Sterilization Cases also transported in 2020-21 upto December, 2020. In the Financial Year 2020-21 upto December, 2020, 2,478 sick infants have been transported from home to hospital and 5,681 from hospital to home. Also 24,130 pregnant women and 2,720 sick neonates have been referred to other health facilities through these ambulances during the year 2020-21. Around 63 children screened under Rashtriya Bal Swasthya Karyakram (RBSK) were transported to higher health facilities through this service. The existing '104' or '108' facility is being used for making calls for utilizing the services of 'Janani Express'.

'108' Toll Free Ambulance Yojana

The free emergency response services to the people of the state started in September, 2008. Presently, 701 ambulances are working districts in the entire state. 2,03,520 medical, 32,420 Police and 1,09,347 pregnancy related cases have been taken care of by a fleet of 701 ambulances running across the State during the year 2020-21, upto December, 2020.

Village Health and Sanitation Committees (VHSC)

Constitution of Village Health & Sanitation Committees is the first step towards commoditization of health care services and for making health as a people's movement. Village Health & Sanitation Committees have been constituted in 43,440 villages under the chairpersonship of Janpratinidhi-elected member of Panchayat. The other members of the committee are ASHA Sahyogini, Anganwadi Worker, ANMs and representatives from SHGs, NGOs and Mahila Swasthya Sangh (MSS) etc. ASHA Sahyogini is the convener of VHSC. Their meetings are held on the MCHN days when ANM of sub center is already visiting the village. During the year 2020-21 upto December, 2020, 2, 78,074 meetings were held across the state.

Mainstreaming of Ayurved, Yoga, Unani, Siddha and Homeopathic (AYUSH)

Revitalization of local health traditions and mainstreaming of AYUSH is one of the objectives of National Health Mission NHM. Under NHM, 903 AYUSH doctors and 25 AYUSH nursing staff are presently working. To increase the Institutional deliveries and to reduce the maternal & infant mortality rate, Skill Birth Attendant (SBA) training is also provided to AYUSH personnel. During the year 2020-21, total 9.77 lakh OPD and 2,272 institutional deliveries have been conducted by these AYUSH personnel up to December, 2020.

Ayushman Bharat (Health & Wellness Center) in Rajasthan

Government of India launched Ayushman Bharat. It

has two major components one is Pradhan Mantri Jan Arogya Yojana (PMJAY) and the other component is Health and Wellness Centres (HWC).

Objective of HWC

The primary objective of HWC is to provide Comprehensive Primary Health Care (CPHC).

It includes preventive, promotive, rehabilitative and curative care for an expanded range of services including reproductive maternal and child health services (RMNCH+A), communicable diseases, non-communicable diseases, palliative care and elderly care, oral health, ENT care, and basic emergency care.

The services in HWCs is provided through a Mid-level Health Care Provider (MLHP)/ Community Health Officer (CHO) placed at a HWC-SHC and Medical Officer at PHC (Rural/Urban).

These are following achievement of HWCs up to December, 2020;

Total Progressive HWC: 2,293

District Dynamic Dashboard developed on excel

7,766 ANM, 26,813 ASHAs, 2,198 Medical officers and 3,135 staff nurse have been trained.

As per the portal, 7,007 facilities of Hypertension, 6,703 facilities of Diabetes, 5,829 facilities of Oral cancer, 5,714 facilities of breast cancer and 736 facilities of cervical cancer have been started screening.

4, 88,477 beneficiaries has participant in the 1, 42,654 wellness and Wellness and Yoga sessions.

Health Indicators Trend in Rajasthan under the National Health Mission is given in table 8.10

Table 8.10 Health Indicators Trend in Rajasthan

Year	Infant Mortality Rate (SRS) (number of infant deaths up to 1 year of age for every 1,000 live births)	Neo-natal Mortality Rate (SRS) (number of neonatal deaths up to 28 days of age for every 1,000 live births)	Under Five Mortality Rate (SRS) (number of child deaths up to 5 years of age for every 1,000 live births)	Maternal Mortality Ratio (SRS) (number of maternal deaths during a given time period per 100,000 live births)	Total Fertility Rate (SRS) (number of children who would be born per 1,000 women if she were to pass through the childbearing years)	Institutional Delivery	Full Immunization
2005	68	43	-	445 (2001-03)	3.7	32.2% (NFHS-III) 2005-06	26.5% (NFHS-III) 2005-06
2015 (NFHS-4)	41	-	51	-	2.4	84.00%	54.8%
2018	37	26	40	164 (SRS 2016-18)	2.5	-	-

NFHS- National Family Health Survey
SRS- Sample Registration System

Innovations

Mobile OPD

- In order to provide health facilities at the door steps of the people living in far flung, desert areas of Rajasthan where there is lack of health institutions and facilities, the Mobile Medical Services are provided to under NHM through a fleet of 210 vehicles.
- Providing free medical and health facilities in rural as well as urban areas through Mobile OPD vehicles.
- At present 360 Mobile OPD vehicles are running under the supervision of respective Sub District Magistrate & BCMO
- Mobile OPD vehicles fleet included Mobile OPD Unit/Mobile OPD Van and hired vehicles with Medical officer, Nursing, Paramedical staff and necessary medicines and lab consumables providing free health facilities in the COVID-19 affected areas.
- Presently free health facilities are continuously provided to the patients of kidney diseases,

hypertension, diabetes, cough, cold, fever etc and pregnant women at their door steps through Mobile OPD vehicles.

- Total 29,47,782 beneficiaries have been benefitted through Mobile OPD vehicles upto 31st December, 2020.

Tele-Consultation-(e-Sanjeevani)

National Tele-Consultation Services platform has been designed & developed by Ministry of Health & Family Welfare, Government of India and C-DAC Mohali/Ministry of Electronics & Information Technology. The esanjeevaniopd.in portal has been launched by Hon'ble Health Minister, Government of Rajasthan on 04th May, 2020. E-Sanjeevani Teleconsultation has been started from 13th April, 2020 in the State in the place of Telemedicine. In the financial year 2020-21 Total 6,734 teleconsultations have been conducted upto December, 2020 under this programme.



OTHER SOCIAL SERVICES/PROGRAMMES

- Under Jal Jeevan Mission 4.40 lakh new water connections has been issued during the year 2020-21 (upto December, 2020)
- Indira Gandhi Matritva Poshan Yojana has started since 19th November, 2020 aims to reduce the incidence of low birth weight and debility at child birth in Pratapgarh, Dungarpur, Banswara, Udaipur and Baran (Sahariya dominated) districts.
- Order has been issued to provide 10 kg Wheat per person and 2 kg Gram per family free of cost to the deprived and needy 4.14 lakh families affected by COVID-19
- Under special campaign in One Nation One Ration Card Scheme started since 1st November, 2020, more than 50 lakh beneficiaries have been added and Aadhaar seeding of 4.18 crore beneficiaries have been done as on 31st December, 2020.
- The State Government provided 33,999.88 MT wheat free of cost in April and May, 2020 to 34 lakh people who were in addition to the ceiling (4.46 crore) fixed by Government of India under NFSA.
- 32 districts of the State have been made kerosene free during last one year.
- Under post-matric scholarships scheme for SC, ST, OBC, MBC and EBC students. An amount of ₹30,990.41 lakh has been disbursed by providing scholarship to 1,92,641 students during 2020-21 (upto December, 2020).
- From June, 2020 all the work related to verification and stamping of weights and measures is being done online through e-Tulaman web page.
- Indira Mahila Shakti Nidhi was launched on 18th December, 2019 with the view of all round empowerment of women.
- A total of 7,52,392.95 MT wheat was made available to 1,51,82,113 persons from 1st April, 2020 to December, 2020 by the State Government in National Food Security Scheme.

The State Government is committed to providing better lives to its citizens. In line with maximizing the benefits to citizens of the state, departments are persistingly monitoring and expanding their services. Social service programs provided by the government aim to help individuals, families, groups and communities enhance their individual and collective well-being and to promote equity and opportunity in communities.

This chapter depicts the State's progress in social services programs and services for children and adults with development disabilities, community services for specific populations, as well as child and spousal support, mainly covering programs/services

of minorities, upliftment of Schedule Castes and Schedule Tribes, Women Empowerment, Consumer rights, etc.

WATER SUPPLY

The State has been facing scarcity in ground water resources. The ground water condition has become quite alarming due to over exploitation in the last two decades. The State Government is implementing a number of schemes for providing potable water, both in rural and urban areas, as the problem of clean and safe water in the State is complex on account of its geographical diversities and limited availability of both ground and surface water.

Rural Water Supply

By vigorous efforts of the State Government, the water problem is being solved gradually. Out of 1,21,978 habitations, 50,335 habitations are fully covered 56,982 habitations are partially covered with availability of safe drinking water and remaining 14,661 habitations are quality affected as on 1st April, 2020. In the financial year 2019-20, the department has taken up the task of coverage of 2,150 habitations, against which 5,060 habitations have been covered during financial year 2019-20, which includes 1,204 quality affected, 408 SC dominated, 518 ST dominated and 198 Minority habitations. The coverage of drinking water in the SC/ST bastis and total habitations during the financial year 2019-20 was 926 and 5,060 respectively.

Jal Jeevan Mission (JJM) for Rural Household Tap connections-

Jal Jeevan Mission is being implemented to provide

potable water supply through Functional Household Tap Connections (FHTC) to every rural household by the year 2024. The funding pattern of Centre and State is 1:1. State Water & Sanitation Mission (SWSM) at State level, District Water & Sanitation Committee (DWSC) at district level and Village Water & Sanitation Committee (VWSC) at Village level are main implementation and monitoring agency for JJM.

Households having tap connection up to 31st March, 2020 is 12.76 lakh and during the year 2020-21 (upto December, 2020) total 4.40 lakh new connections have been provided.

The fund for Rural Water Supply Schemes (RWSS) have been provided, both under Central Sponsored Schemes (National Rural Drinking Water Programme) and the State plan. The financial progress vis-à-vis fund available over last 4 years is shown below in table 9.1.

Table 9.1 Financial progress of RWSS

(₹crore)

Year	Financial Progress (RWSS)	
	Funds Available	Expenditure
2017-18	3884.29	3613.20
2018-19	3515.92	3141.86
2019-20	3735.03	2632.49
2020-21*	3991.55	1950.58

*Upto December, 2020

Project for Providing RO plants

A project for providing 33 Reverse Osmosis (RO) Plants to tackle the problem of salinity as well as multi quality including fluoride in quality affected habitations of the State has been taken up by PHED. Thereafter, work in different phases has been completed. Against 4,056 RO plants sanctioned, 3,612 plants commissioned till December, 2020.

Project of Solar energy based water pumping systems and de-fluoridation units (DFUs)

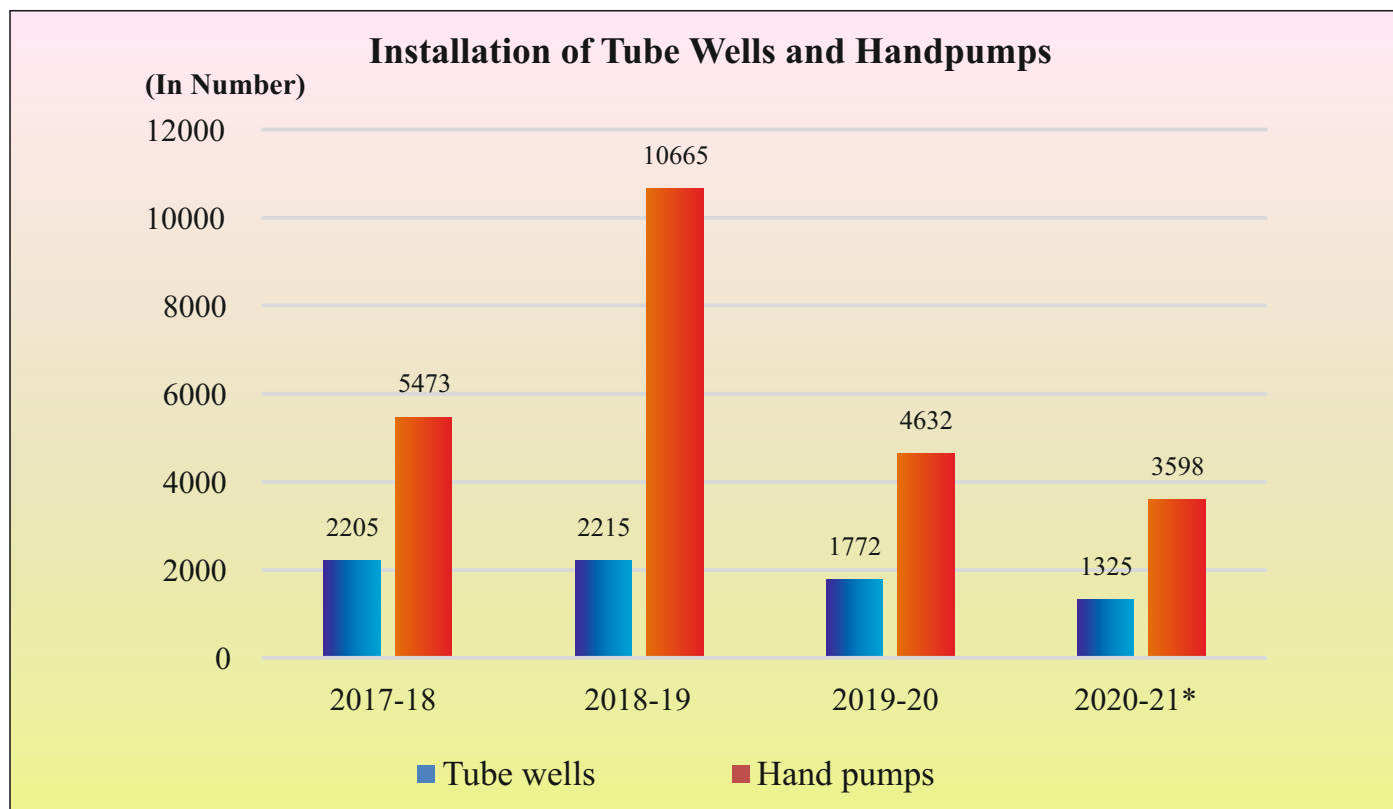
A project for providing 1,044 solar energy based bore wells pumping systems in far flung rural areas having scarcity of water and having no or irregular power

supply was initiated and all feasible 950 plants have been commissioned by December, 2020. Work for installations of total 2,622 solar based DFUs have been commissioned during the year 2015-16 to 2020-21 (upto December, 2020). Thus overall in 5 phases against 3,414 sanctioned solar plants, 2,622 DFU plants have been commissioned till December, 2020.

Tube well, Hand pump construction in Rural Sector

The drinking water supply in most of the villages in state is dependent on ground water. Figure 9.1 provides the situation of Tube wells and hand pumps installed in last 4 years.

Figure 9.1



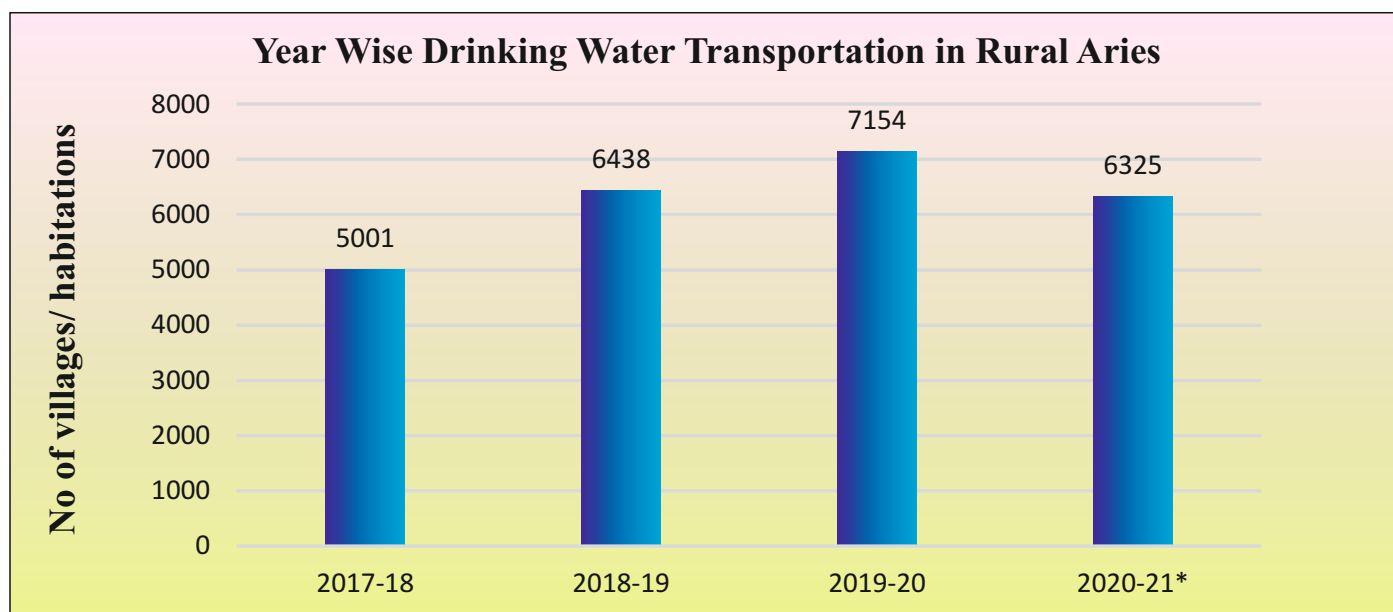
*Upto December, 2020

Transportation of drinking water

Drinking water transportation has been carried out during summer period every year in areas which are either not covered with water supply schemes or

where water supply reduces in summer period due to tail end areas. Year wise details of drinking water transportation carried out in rural sectors are given in Figure 9.2.

Figure 9.2



*Upto December, 2020

Hand Pump repair in Rural Sectors

Public Health Engineering Department (PHED) has been running hand pump repair campaign in villages for maintaining hand pumps in working conditions to provide drinking water in rural areas round the year. During the year 2020-21 (upto 31th December, 2020), 1,53,623 hand pumps have been repaired.

Major Water Supply Projects

Among some sustainable surface resources in the state, viz. Indira Gandhi Nahar Project (5,485 villages-39 towns), Chambal River (5,334 villages - 29 towns), Narmada River (902 villages - 3 towns), Bisalpur Dam (3,067 villages-21 towns), Jawai Dam (785 villages-10 towns) etc, major water supply projects have been taken up. There are total 126 major drinking water projects, sanctioned so far, at a total cost of ₹37,076.14 crore under which there is the provision of supply of potable quality water to 104 towns, 17,550 villages and 12,606 dhanies.

Under these projects, 92 towns, 11,637 villages and 10,745 dhanies have been benefited by spending an amount of ₹28,282.48 crore, upto December, 2020. So far, 79 projects costing ₹11,898.68 crore have been completed with coverage of 37 towns, 5,400 villages and 6,198 dhanies. An amount of ₹10,601.33 crore has been incurred on these projects. Presently, there are 35 ongoing projects costing ₹22,241.81 crore, under which 55 towns, 6,237 villages and 4,547 dhanies have been benefited. An amount of ₹17,462.17 crore has been spent on these projects.

3 projects costing ₹1,366.90 crore are under execution by Water Resource Department, against which an amount of ₹207.76 crore has been spent on these project. 5 projects costing ₹1,558.68 crore are under process to be taken up.

Habitations covered under Rural Water Supply Scheme

Out of total 1,21,978 habitations, 1,12,509 habitations have been covered and benefited under six different scheme in the state. Among the total 43,364 are the main habitations and 78,614 are other habitations.

MID-DAY MEAL SCHEME (MDMS)

The basic objective of this scheme is to improve the nutritional status of children in classes 1 to 8 in Government, Local Body, Government Aided Schools, Special Training Centers (Alternative Innovative Education Centers- Shiksha Karmi Board) and Madarsas. The scheme has been instrumental in increasing enrollment and encouraging students to attend school more regularly and also in providing nutritional support to children.

The Mid-Day Meal programme is being implemented in 66,341 Government Schools and Institutions. It covers approximately 62.67 lakh students studying in classes 1 to 8 (41.37 lakh in class 1 to 5 and 21.30 lakh in class 6 to 8). Under the scheme, food grains (Wheat/Rice) 100 gm per day per student for class 1 to 5 and 150 gm per day per student for class 6 to 8 are being provided.

The food served under MDMS contains a minimum of 450 calories and 12 gram protein for class 1 to 5 students and 700 calories and 20 gram protein for class 6 to 8 students. The variety in the food being served has been widely appreciated and also sustains the interest of the students. The cooking conversion cost for class 1 to 5 is ₹4.97 per day per student and for class 6 to 8 is ₹7.45 per day per student.

“UTSAV BHOJ” Yojana in Mid Day Meal : In this scheme any person can provide full meal, sweets, raw material and equipment and utensils on their personal and social occasions, like Birthday, Birth Occasion, Marriage Anniversary etc. At present 66,341 Schools are being benefited through MDM Scheme in State. Nutritional values are analyzed in MDM samples through National Accreditation Board for Testing and Calibration Laboratories (NABL) Accredited Laboratories.

During the year 2020-21 (upto December, 2020), an expenditure of ₹317.61 crore has been incurred against Budget Provision ₹814.90 crore in Mid-Day-Meal scheme.

In the meeting held under the chairmanship of the Chief Secretary, as per the decision the parents of the students were provided food grains (Wheat/Rice),

pulses, oil and spices etc. are being distributed from cooking conversion cost under the Mid Day Meal Scheme during COVID-19.

INTEGRATED CHILD DEVELOPMENT SERVICES (ICDS)

There are currently 304 child development projects under the programme. Out of these, 22 projects are in urban areas, 37 projects in tribal areas and remaining 245 projects in rural areas. A total of 62,020 Anganwadi centres have been approved under these

projects in the state out of which, 55,816 are Main Anganwadi Centres and 6,204 Mini Anganwadi Centres. Efforts are being made to activate 55,694 main Anganwadi centres and 5,919 mini Anganwadi centres by December, 2020. Efforts are being made to activate the remaining centres also.

The list of services is provided along with the targeted beneficiaries in table 9.2. Three services (serial number 4 to 6) are provided at Anganwadi centres in collaboration with the Department of Medical and Health.

Table 9.2: Service at Anganwadi Centers

S. No.	Service	Beneficiary
1	Supplementary Nutrition	To children above 6 Months to 6 years, Pregnant Women, lactating Mothers and 11 to 14 years upto Adolescent Girls (Out of school only).
2	Early Childhood and Pre-School Education	3-6 Years Children.
3	Nutrition and Health Education	15-45 Years Women and Adolescent Girls.
4	Immunization	0-6 Years Children and Pregnant Women.
5	Health Check - Up	0-6 Years Children, Pregnant Women Lactating Women and Adolescent Girls.
6	Referral Services	0-6 Years Children and Pregnant Women, Lactating Mothers.

Pradhan Mantri Matru Vandana Yojana: The main objective of the scheme is to promote the use of appropriate methods, care and services during pregnancy, safe delivery and lactation period to improve the health and nutritional status of pregnant and lactating women and their infants (0-6 months). Under this scheme, a total amount of ₹5,000 will be given to the beneficiary in three instalments (₹1,000 ₹2,000 and ₹2,000 respectively). There is a provision for payment of amount to the beneficiary directly in their accounts through bank / post office. A target of 12,97,820 beneficiaries has been given by the Government of India, against which 12,66,151 (97.56 per cent) beneficiaries have been benefited upto December, 2020.

Scheme for Adolescent Girls (SAG) : In order to make the adolescent girls educated, empowered, self-reliant and to aware citizens by creating a supportive environment for self-development, Kishori Balika Yojana has been launched from 1st June, 2018 in the entire state for the out of school girls of age group 11-14 years. Under this scheme, in the year 2019-20, a total of 0.49 lakh teenager girls are being surveyed and benefited at Anganwadi centres. In the year 2020-21 (upto December, 2020), a total of 0.37 lakh teenager girls are being surveyed and benefited at Anganwadi centres.

Nutrition Campaign: The objective of the nutrition campaign is to encourage positive behaviour through the Anganwadi centres to improve the nutrition of

mothers and babies. In September 2019, 9 States were awarded for appreciable work in financial year 2018-19 under various categories by Ministry of WCD, Government of India in which Rajasthan was awarded 1st for “Overall Excellence in Implementation” under which Rajasthan received ₹1.50 crore.

Women Welfare Fund: This fund is set up by the state government for the welfare of honorarium workers working at Anganwadi centres, such as Anganwadi workers, assistants, collaborators. The fund is being operated since the year 2006-07 in collaboration with Life Insurance Corporation of India. Under this fund, the State Government has made provision to contribute on a six-month basis every year. ₹750 per annum for Anganwadi worker and ₹376 per annum has been fixed for the other personnel. Through the fund, an insurance facility of ₹10,000 has also been made available to the member. On the death of a member joining this scheme, the nominee is being paid by the Life Insurance Corporation with interest amount of ₹10,000 deposited along with the savings amount. There is a provision for payment of savings amount interest on the service release of the member.

Indira Gandhi Matritva Poshan Yojana (IGMPY): The Indira Gandhi Matritva Poshan Yojana has been started from 19th November, 2020 in Pratapgarh, Dungarpur, Banswara, Udaipur and Sahariya dominated Baran district. To ensure compliance with the provisions of the National Food Security Act 2013, under this scheme, ₹6,000 will be directly transferred to the beneficiaries in five phases on the birth of second child in these districts.

The main objective of Indira Gandhi Matritva Poshan Yojana is to reduce the incidence of low birth weight and debility at birth by improving the health and nutritional status of pregnant women and lactating mothers and children up to 3 years of age. Along with the compliance of the provisions of the

NFSA Act 2013, the social and behavior change communication strategy is also to be adopted to fulfill the goal of the “**Suposhit Rajasthan Vision-2022**” the malnutrition prevention strategy of the Rajasthan Government.

This scheme has been implemented in collaboration of the Integrated Child Development Services under the Women and Child Development Department and the health system of the Medical, Health & Family Welfare Department.

Others

To increase public participation in ICDS services, Nand Ghar Yojana has been launched. Presently, construction / renovation work of 1,549 Anganwadi centres has been done under this scheme. Under facility promotion programme, TV and Solar panel to 515 Anganwadi centres, Uniforms along with Jhoola, utensils, carpets to 1,577 Anganwadi centres were distributed. Wall cladding to 1,984 centres were also distributed. In 187 centres, 15 smokless stove, cupboards, weighing machine, iron rack, tricycle were also given.

- Under Supplementary Nutrition Programme (SNP), department has decided to provide wholegrain (Wheat, Rice and Chana Dal) instead of premix and hot cooked meal to the beneficiaries of Anganwari centres, which are approximately 40 lakh at present.
- Early Childhood Education (ECE) learning material of calendar videos are being sent weekly to parents of children from 3 to 6 years of age since 4th May, 2020.
- It was decided to supply the work book assessment form and text book of My Phulwari to the registered beneficiaries 13.01 lakh by going door to door through the Anganwadi centers according to the ECE material age to the children from 3 to 6 years.

CHILD RIGHT

Department for Child Rights was established in 2013 with the motto to protect the rights of the children and

create a protective environment for them. The following schemes are being implemented by the Directorate.

Child Protection Services (CPS): The Child Protection Services (CPS) is a comprehensive scheme, which aims to create a protective environment for children in the country. The scheme aims at delivery of statutory and support services to children in difficult circumstances, evidence-based monitoring and evaluation, enhancement of capacities at all levels, creation of database and knowledge base for child protection services and strengthening child protection at family and community levels. During the financial year 2020-21 as against Budget provision of ₹5,934 lakh, an expenditure of ₹3,560.40 lakh (upto December, 2020) has been incurred in this scheme.

National creche scheme for children of working mothers: National crèche scheme for children of working mothers has been implemented by Government of India in the State for providing day care facilities to the children of working women in the community. During the year 2020-21 (upto December, 2020), an expenditure of ₹8 lakh has been incurred under this scheme.

PUBLIC DISTRIBUTION SYSTEM(PDS)

The Public Distribution System (PDS) was institutionalized in the state to achieve multiple objectives, such as ensuring stability of prices, rationing of essential commodities in case of shortage of supplies and ensuring availability of basic commodities to the poor & needy sections of the society at affordable prices. The responsibilities of creating the network of fair price shops, allocation and distribution of food grains, identification of families Below Poverty Line (BPL), issue of ration cards, supervision and monitoring the functioning of fair price shops, etc. lies with the State Government. Essential commodities like Wheat, Rice, Sugar and

Kerosene are distributed regularly on monthly basis through a network of fair price shops.

After reviewing the National Food Security Act (NFSA) beneficiaries norms, notification was issued on 27th September, 2018. At present there are 32 categories of beneficiaries in the inclusion list of National Food Security. A quantity of 2,32,631 MT per month is being received from Government of India under NFSA.

In compliance of order of the Hon'ble Supreme Court, dry ration kits are being distributed free of cost to the 12,000 sex workers every month since November, 2020.

National Food Security Scheme: Under National Food Security Scheme, a quantity of 35 kg wheat per Ration Card to AAY families and 5 kg wheat per unit to BPL and State BPL families per month is being provided at ₹1 per kg instead of ₹2 per kg. A total of 7,52,392.95 MT wheat was made available to 1,51,82,113 persons from 1st April, 2020 to December, 2020 by the State Government.

- Allotments of compassionate Fair Price Shop were given to the dependents of Deceased Dealer.
- 32 districts of the State have been made kerosene free during last one year.

One Nation One Ration Card Scheme: Under this scheme, the aadhar seeding work is being done with extensive publicity by the District Supply Officers and District Administration. Under special campaign started since 1st November, 2020, more than 50 lakh beneficiaries have been added and Aadhaar seeding of 4.18 crore beneficiaries have been done as on 31st December, 2020.

Food Security to Saharia and Kathodi Tribes: In order to ensure food security, 35 kg Wheat per month per family is being provided free of cost to 30,651 Saharia, 2,303 Khairwa tribes of Baran district and 754 Kathodi tribes of Udaipur district. Year wise allotment and lifting of food grain under NFSA is shown in table 9.3.

Table 9.3 Allocation of food grain in various scheme

(In MT)

Year	Allotment Quantity	Lifting Quantity
2017-18	2311837	2210741
2018-19	2610851	2556092
2019-20	2691862	2671217
2020-21*	2093498	2091818

*Upto December, 2020

Deployment of PoS machines at Fair Price Shops:

Point of Sale (PoS) machines have been deployed on every Fair Price Shop in phased manner and distribution of PDS commodities through PoS has been done after biometric authentication. Record of distribution of PDS commodities has become online, so it is possible to verify stock position of the FPS dealer. Black-marketing of PDS commodities has been curbed and proper reach of ration to the targeted beneficiaries is ensured after distribution of PDS commodity through PoS after bio-metric verification.

There is provision of sending an OTP (One Time Password) at registered mobile no. of beneficiary in case of finger print mismatch of beneficiary or otherwise there is a system of bypass i.e. verification of beneficiary by the authorized officer. The department has started facility of "District Portability" according to which a beneficiary can get his ration entitlement from any Fair Price Shop within the district.

Intra State Level Portability is already being implemented in the State. 11.31 crore transactions of wheat have been made through PoS in the year 2019-20 while total 8.64 crore transactions have been made during the year 2020-21, till December, 2020.

Assistance provided during COVID-19 pandemic:

- Under the National Food Security Scheme, the State Government distributed wheat provided by the Government of India free of cost during the month of April, May and June, 2020 and from 11th August, 2020 to 30th November, 2020.
- Due to the situation arising out of COVID-19

pandemic, the State Government provided 33,999.88 MT wheat free of cost in April and May, 2020 to 34 lakh people who were in addition to the ceiling (4.46 crore) fixed by Government of India under NFSA.

- The State Government had provided 24,287.78 MT of wheat and 1,734.27 MT of gram to the destitute and other special category persons. A quantity of 10 kg wheat per person and 2 kg gram per family was made available free of cost.
- As per directions given by the Hon'ble Chief Minister, a survey was conducted to identify deprived and needy people affected by COVID-19. Allocation order has been issued on 1st January, 2021 in this regards, to provide 10 kg wheat per person and 2 kg gram per family free of cost to the surveyed 4.14 lakh families.

Department of Consumer Affairs

Under the implementation of Consumer Protection Act, 2019, a State Commission at State level and District Consumer Disputes Redressal Commission at district level have been formed in all districts. Four Commissions in Jaipur district and Two Commissions in Jodhpur district are working. Total 37 District Commissions and 07 Circuit Benches (Divisional Headquarter) are working in the State. A total 5,60,466 cases have been registered in State Commission and District Commissions, out of which 5,12,778 cases have been disposed off till December, 2020.

State Consumer Helpline (1800-180-6030) is being operated in the State since March, 2011. Online

complaints are also being lodged by the consumers at www.consumeradvice.in. At present (upto December, 2020), total 47,899 complaints have been disposed off through helpline. The Legal Metrology Cell is working under the Department of Consumer Affairs. From June, 2020 all the work related to verification and stamping of weights and measures is being done online through e-Tulaman web page.

Rajasthan State Food & Civil Supplies Corporation Ltd. (RSFCSCCL)

Rajasthan State Food & Civil Supplies Corporation was established in 2010 under the Companies Act, 1956 and it commenced its business from 27th December, 2010.

It is the State Nodal Agency for the distribution of sugar under the PDS. Sugar is being distributed 1 kg Per Ration Card/Per Month to the AAY families only. The Corporation procures sugar from the open market and supplies it to the FPS dealers for distribution to eligible families.

During the 4th Quarter of the financial year 2019-20, sugar to the tune of 1,055.84 MT has been taken from the FPS dealers by the AAY families. During the financial year 2020-21, 15,203.06 quintal sugar have been procured from the Rajasthan State Ganganagar Sugar Mill Ltd. The sugar is being distributed to AAY families ₹18 per kg including the GST.

During the period of April, 2020 to December, 2020, Sugar to the tune of 2,187.05 MT has been obtained by the AAY families from the FPS dealers.

Details of important decisions and important achievements made during the tenure of the State Government by the corporation:

- Approx. 26.80 lakh MT of wheat was supplied in the year 2019-20.
- In the year 2020-21 till December, 2020, approx. 20.89 lakh MT wheat in NFSA scheme, 17.64 lakh MT wheat in PMGKAY scheme, 44,600 MT wheat in Atmanirbhar Bharat Scheme, 33,993.69 MT wheat in CMGKAY scheme and 18,741 MT wheat in other categories of State Government scheme. Total 39.50 lakh MT wheat has been supplied by RSFCSC.

- In the year 2020-21, till November, 2020, approx. 33,501 MT pulse under PMGKAY-I scheme, 44,203.58 MT Chana under PMGKAY-II scheme, 2,235 MT chana under Atmanirbhar Bharat scheme and 1,474.25 MT Chana under other categories of state government scheme. Total 81,413.83 MT pulse/chana has been supplied by RSFCSC.
- Under ICDS scheme, 75,418.97 MT chana dal have been supplied by RSFCSC. In the year 2020-21, 32,577.36 MT wheat and 25,065.27 MT rice have been supplied by corporation for the first and second quarter. 16,278.55 MT wheat and 13,293.90 MT rice has been supplied for the third quarter.

SOCIAL JUSTICE AND EMPOWERMENT

The State Government is undertaking significant initiatives towards overall development and upliftment of weaker and deprived sections of the society. For achieving this objective, following schemes are being implemented in the State.

Anuprati Yojana: There is a provision of incentive of ₹1 lakh per SC/ST/MBC/OBC/GEN candidate of BPL category and EBC (obtaining 85 per cent in final exam) selected in the All India Civil Services examination, ₹50,000 to a candidate passing the State Administrative Services examination and also the incentive of ₹40,000 to ₹50,000 to a candidate getting admission in IITs, IIMs, NIT, NLU and National Level Medical Colleges. A provision of ₹10,000 per candidate getting admission in Government engineering/medical colleges. During 2020-21 (upto December, 2020), 98 candidates have been benefited by expenditure of ₹29.43 lakh under this scheme.

Post-Matric Scholarships: Post-matric scholarships are being provided to the SC, ST, OBC, MBC and EBC students, whose annual parental income is upto ₹2.50 lakh for SC/ST/MBC students, ₹1.5 lakh for OBC student, ₹1 lakh for EBC students and upto ₹5 lakh for Mukhyamantry Sarvjan higher education students. Under this scheme, during 2020-21 (upto December, 2020), an amount of ₹30,990.41 lakh has been disbursed as scholarship to 1,92,641 students. Year wise progress is shown in table 9.4.

Table 9.4 Year wise progress of Post Matric Scholarships

Scheme	Year	Beneficiaries	Expenditure (₹lakh)
SC/ST/ Post Matric Scholarships	2017-18	400221	52743.56
	2018-19	566883	69710.52
	2019-20	744567	84626.57
	2020-21*	137217	21809.60
OBC Post Matric Scholarships	2017-18	67341	8441.02
	2018-19	54890	7390.98
	2019-20	54639	7620.37
	2020-21*	14404	3097.15
EBC Post Matric Scholarships	2017-18	1054	94.06
	2018-19	1256	128.63
	2019-20	1738	171.80
	2020-21*	570	69.90
MBC Post Matric Scholarships (Devnarayan)	2017-18	48107	6687.00
	2018-19	48670	7200.00
	2019-20	50438	7889.00
	2020-21*	40070	5895.59
Mukhyamantry Sarvjan Higher Education Yojana	2017-18	420	308.08
	2018-19	767	256.39
	2019-20	677	205.39
	2020-21*	380	118.17
Total	2017-18	517143	68273.72
	2018-19	672466	84686.52
	2019-20	852059	100513.13
	2020-21*	192641	30990.41

*Upto December, 2020

Hostel facilities: Hostel facilities are provided to the students belonging to SC, ST, OBC and MBC students. In these hostels, facilities like lodging, meals, coaching, dress, stationary etc. are provided free of cost. Under this scheme, an expenditure of ₹4,887.92 lakh during 2020-21 (upto December, 2020) has been incurred.

Mukhyamantri Kanyadan Yojana: Sahayog and Uphar Yojana has been replaced by Mukhyamantri Kanyadan Yojana. Under this scheme, girls are being benefitted at different stages. ₹31,000 are being given on the marriage of girls of 18 years or above of BPL families belonging to Scheduled Castes, Scheduled Tribes and Minority Classes. Besides, ₹10,000 are being given to girls on Matriculation and ₹20,000 at Graduation as additional incentive amount. Similarly ₹21,000 are being given on the marriage of girls of 18 years or above and ₹10,000 are being given to girls on Matriculation and ₹20,000 at Graduation as additional incentive amount to BPL families of all remaining categories, Antyodaya families, Astha card holders, economically weaker widow women, Specially Abled Persons, marriage of girls of beneficiaries in Palanhar and women players of the own age of 18 years or more. In this scheme, during the period of 2020-21 (upto December, 2020), the total sum of ₹2,416.68 lakh has been rewarded to 6,073 girls.

Residential Schools: Under this scheme, 25 residential school of Rajasthan Residential Educational Institutions Society (RREIS) for SC, ST, OBC, MBC and EBC children of the state belonging to BPL families are covered under the administrative control of the Department of Social Justice and Empowerment. Boys/Girls of such families whose annual income is upto ₹8 lakh from all the sources can take admission in these residential schools. Facilities in these residential schools like free education, accommodation, food, dress, textbooks, stationery, medical etc. are provided free of cost. Under this scheme, during the year 2020-21 (upto December, 2020), 8,978 beneficiaries have been benefitted with an expenditure of ₹2,521.12 lakh.

Social Security Pension Schemes

Indira Gandhi National Old Age Pension: Indira Gandhi National Old Age Pension has been started from 19th November, 2007 in place of National Old Age Pension by the Central Government. Members of BPL families aged 60 years and above are eligible under this scheme. ₹750 per month is payable for 60 year to below 75 years aged eligible person and ₹1,000 per month for 75 years and above person. The expenditure and number of beneficiaries under this scheme is shown in table 9.5.

Table 9.5 Year wise progress Indira Gandhi National Old Age Pension

Year	Beneficiaries	Expenditure (₹lakh)
2017-18	793625	23854.72
2018-19	502274	20736.61
2019-20	770019	21698.87
2020-21*	768669	26241.64

*Upto December, 2020

Indira Gandhi National Widow Pension Scheme: The Indira Gandhi National Widow Pension Scheme was started by the Central Government in 7th October, 2009. Widow aged 40 years and above belonging to BPL families are eligible for Indira Gandhi National Widow pension. Under the scheme, pension amount

of ₹500 per month (widow whose age is above 40 years but below 55 years), ₹750 per month (widow whose age is 55 years and below 60 years), ₹1,000 per month (for widow whose age is equal to 60 and below 75 years) and ₹1,500 per month (for widow whose age is 75 and above) is being provided. Under this

scheme, during the year 2020-21 (upto December, 2020), 3,71,713 beneficiaries have been benefited with an expenditure of ₹12,691.59 lakh.

Indira Gandhi National Disabled Pension Scheme: The Indira Gandhi National Disabled Pension Scheme was started on 24th November, 2009 by the Central Government. BPL family members who are suffering from multiple disabilities and whose age is 18 years and above are eligible for Indira Gandhi National Disabled Pension. Under the scheme, an amount of ₹750 per month (for 18 to below 55 years female pensioner and 18 to below 58 years male pensioner), ₹1,000 per month (for 55 years to below 75 years female and 58 years to below 75

years male pensioner), ₹1,250 per month (for 75 years and above male and female pensioners), ₹1,500 per month for (18 years and above for leprosy cured specially abled person) is being provided. Under this scheme, during the year 2020-21 (upto December, 2020), 25,577 beneficiaries have been benefited with an expenditure of ₹985.39 lakh.

Mukhya Mantri Old Age Samman Pension Yojana: Under Old Age Samman Pension Yojana, women aged 55 years and above and men aged 58 years and above are eligible for getting ₹750 per month. After the age of 75 years and above the old age pensioners are eligible for getting ₹1,000 per month. Progress of this scheme is given in table 9.6.

Table 9.6 Year wise progress Mukhya Mantri Old Age Samman Pension Yojana

Year	Beneficiaries	Expenditure (₹ lakh)
2017-18	4101779	290852.13
2018-19	2901396	290580.96
2019-20	4528941	449190.86
2020-21*	4757856	457017.86

*Upto December, 2020

Mukhya Mantri Ekal Nari Samman Pension Yojana: Under this scheme, Widows, Divorced and Abandoned Women are being provided pension. Under the scheme, amount of ₹500 per month (eligible beneficiary whose age is above 18 and less than 55 years), 750 per month (eligible

beneficiary whose age is equal to 55 and less than 60 years), ₹1,000 per month (eligible beneficiary whose age is equal to 60 and less than 75 years) and ₹1,500 per month (eligible beneficiary whose age is 75 years and above) is being provided. Progress of this scheme is given in table 9.7.

Table 9.7 Year wise progress of Mukhya Mantri Ekal Nari Samman Pension Yojana

Year	Beneficiaries	Expenditure (₹ lakh)
2017-18	894047	55018.69
2018-19	970231	146940.34
2019-20	1473089	180126.01
2020-21*	1620032	149168.50

*Upto December, 2020

Mukhya Mantri Vishesh Yogyajan Samman Pension Yojana: In this scheme, State Government is providing a pension of ₹750 per month to the specially abled persons (women below 55 years of age and male pensioners below 58 years). An amount of ₹1,000 per month as pension is payable to women aged 55 to below 75 years and men aged 58 to below 75 years. For pensioners aged 75 years and above an ₹1,250 per month is payable. Pension of ₹1,500 per month is being provided to the people suffering from silicosis and also to the leprosy cured people. In the year of 2020-21 (upto December, 2020), a total sum of ₹41,160.29 lakh has been distributed to the specially abled person 5,40,411 beneficiaries under this pension Scheme.

Small and Marginal Older Farmers' Samman Pension Scheme: Small and Marginal old aged farmer women whose age is 55 years and above and farmer men whose age is 58 years and above and less than 75 years, ₹750 per month is being given as old age Samman pension. For small and marginal farmers having age of 75 years and above ₹1,000 per month pension is payable. In the financial year 2020-21 (upto December, 2020), 2,71,111 small and marginal old aged farmers have been benefited by providing an amount of ₹19,689.46 lakh.

Palanhar Yojana: This scheme aims to take care of those children whose both parents have either died, or parents are serving life imprisonment or death sentence or the mother has died and the father is serving life imprisonment or vice versa. Initially the scheme was provided to orphan children of SC only but later on it was extended to cover the orphan children belonging to all castes. The children of widow (Up to three Children), children of legally married widow, children of leprosy affected mother/father, children of HIV/AIDS infected mother/father, children whose mother has gone to Nata (Up to three Children), Children of Specially abled mother/father, children of abandoned/divorced woman are also covered under this scheme. A person taking responsibility of caring and bringing up such a child is called 'Palanhar'. In this scheme ₹500 per month is given to the children of 0-6 years age who goes to anganwari and ₹1,000 per month is given to school going children of age 6-18 years. During the

year 2020-21 (upto December, 2020), ₹43,490.79 lakh has been spent and 4,71,999 children have been benefited under this scheme.

Mukhya Mantri Hunar Vikas Yojana: The main motto behind the scheme is to bring the inmates of children's homes (government & aided) and beneficiaries of Palanhar scheme, in the mainstream by providing them financial support for vocational, technical training or higher education. During the year 2020-21 (upto December, 2020), ₹20.24 lakh has been spent and 54 beneficiaries have been benefited.

Dr. Savita Ben Ambedkar Inter-Caste Marriage Incentive Scheme: As a measure to eradicate untouchability in the society, State Government has launched "Dr. Savita Ben Ambedkar Inter-Caste Marriage Incentive Scheme". This scheme encourages marriage between Sawarn Hindu and Schedule Castes. As per the provisions of scheme, an amount of ₹5 lakh is given to such a couple. During the year 2020-21 (upto December, 2020), ₹1,582.50 lakh has been spent and 317 couples have benefited under the scheme.

Nari Niketan/State Mahila Sadan at Division Level: State Government has established Nari Niketans/Mahila Sadan at Divisional Headquarters for upliftment, safety and livelihood of women rescued from adverse circumstances. Till December, 2020 these Nari Niketan have a total of 236 women and 17 children inmates against sanctioned strength of 450. During the year 2020-21 (upto December, 2020), ₹269.57 lakh of expenditure has been incurred.

Antyeshti Anudan Yojana: Under this scheme, ₹5,000 is given for cremation of destitute, to empanelled NGOs. During the year 2020-21 (upto December, 2020), 445 destitute dead bodies have been cremated spending ₹22.25 lakh.

Old Age welfare scheme: Social security to old age pensioners is being provided in these centers by providing free accommodation, food, tea - snacks, entertainment, necessities- daily use facilities etc. At present, total 45 old Age homes are operational which are functional through state /NGOs in 22 districts of the state under various schemes of union and state government. During the

year 2020-21 (upto December, 2020), ₹204.90 lakh has been incurred under the old age welfare scheme.

Navjivan Yojana: This scheme has been started for the purpose of providing alternative opportunities / resources for livelihood, to remove illiteracy and to provide basic facilities to the persons, communities engaged in the manufacturing, storage and sale of illegal liquor. Components of this scheme includes work related to skill development, credit grant, development of basic facilities, admission of children of these families in private educational institutions, Navjivan scheme scholarship etc. During the year 2020-21 (upto December, 2020), expenditure of ₹324.63 lakh has been incurred and 4,143 beneficiaries have been benefited.

SPECIALLY ABLED PERSONS

The State Government has been making concerted efforts for the overall welfare of the Specially Abled Persons. Looking at the vast field for welfare of specially abled people, the State Government has established a separate department for Specially Abled Persons in 2011. The State Government is organizing camps for the identification and rehabilitation of physically and mentally challenged people. A number of schemes have also been launched by the State Government for such people. The Department is responsible for implementing a number of schemes that aim at providing welfare benefits to specially abled persons. A brief overview on the schemes being implemented by the Government are highlighted below:

Scholarship Scheme for Specially Abled Persons: Under this Scheme Scholarships are being provided to the specially abled regular students in State Government School or in the schools affiliated by the State/Central Government, whose annual family income is less than ₹2 lakh and non-refundable fee is also reimbursed for OBC and General students. During the year 2020-21 (upto December, 2020), ₹0.10 lakh have been spent and 23 special abled persons have been benefited under this scheme.

Mukhya Mantri Vishesh Yogyajan Swarojgar Yojana: Under this scheme, loans of upto ₹5 lakh are being provided to specially abled persons for self-employment whose parents/guardian's and

self-income from all sources does not exceed ₹2 lakh per annum. Government also provides maximum subsidy of ₹50,000 or 50 per cent amount of loan, whichever is less. During the year 2020-21 (upto December, 2020), ₹360.48 lakh has been spent and 795 specially abled persons have benefited under this scheme.

Sukhad Dampatya Yojana: Under this scheme, financial assistance of ₹50,000 is being provided to specially abled persons (men/women) after marriage. Additionally, a grant of ₹20,000 is provided to the organizer (registered society). During the year 2020-21 (upto December, 2020), ₹127.50 lakh has been spent and 255 specially abled persons have benefited under this scheme.

Assistance to Prosthetic aid for fitting artificial limbs/equipments: Under this scheme, financial assistance upto ₹10,000 is being provided to eligible specially abled persons (non-income tax payee) for self-employment and artificial limb/equipment. During the year 2020-21 (upto December, 2020), ₹82.17 lakh have been spent and 970 specially abled persons have benefited under this scheme.

Anuprati Scheme: In this scheme, there is a provision of incentive of ₹5,000 to ₹65,000 to Rajasthan Domicile Specially abled persons passing the All India Civil Services examination and State Civil Services examination. There is also a provision of incentive of ₹40,000 to ₹50,000 to Rajasthan Domicile Specially abled persons getting admission in National Level Engineering, Medical and Top Academic Institutions. Similarly in State Level Engineering, Medical College incentive of ₹10,000 is being provided. During the year 2020-21 (upto December, 2020), ₹0.50 lakh have been spent and 2 special abled persons have been benefited under this scheme.

Silicosis Policy: The state government launched the Silicosis Policy on 3rd October, 2019. Silicosis becomes an incurable disease due to exposure to labor dust from mines, factories, stone breaking, grinding stone, powder making, ballast, sand stone sculpture, etc. Under this policy, along with financial help to the people suffering from silicosis, measures will be adopted for identification, rehabilitation, disease

prevention and control of such work place and workers.

The Rajasthan Rights of Persons with Disability Rules, 2018: This rule has been published in the Rajasthan Gazette on 24th January, 2019 by the State Government for implementing the Rights of Persons with Disabilities Act 2016. According to the Provisions of the above rules, the benefit of Reservation in Government Services was increased from 3 per cent to 4 per cent for specially Abled Persons.

Aastha Scheme: Families in which two or more persons, having more than 40 percent Special Abled Person, are issued Aastha cards, so that Facility is provided equivalent to BPL families. From the year 2013-14, the families of Aastha card holders will get the benefit of the schemes being run by all the concerned departments of the state government. Total Aastha Card holding families are 18,750 upto December, 2020.

Besides these, following schemes are also being implemented for the welfare of specially abled persons of the State:

- **Polio Correction Operation Camps Subsidy Scheme:** In this scheme, financial aid of ₹5,000 per polio correction operation is provided to NGOs.
- **State Level awards scheme:** On the International Disabled Day of 3rd December, every year State level awards are being given in 2 different categories, who does excellent work for Specially Abled Persons Voluntary organization, offices, agencies and others. In this scheme as a reward financial aid upto ₹10,000 to ₹15,000, letter of appreciation and memento is given to per persons/per institution. During the year 2020-21 (upto December, 2020), ₹5.60 lakh have been spent and 52 persons and 5 institutions have been benefitted under this scheme.
- **Sports Competitions for Specially Abled Persons:** Sports Competitions are organized at district and state level for specially abled persons.

- **One time Financial Assistance for Pension Holding Specially Abled Persons for self-employment:** In this scheme, one time Financial Assistance of ₹15,000 is provided to pension holding specially abled person who wants to start his/her own business. To avail this facility, the eligible beneficiary is required to discontinue his/her pension.

Steps taken by the department to fight against the pandemic COVID-19

- Guidelines as per the medical protocol were issued to control spread of COVID-19 in the State mentally retarded child welfare and rehabilitation home, Jamdoli, Jaipur and mentally retarded rehabilitation homes run by NGOs.
- Monitoring and inspection was done by departmental officers twice in a week in above homes to check protective measures followed by them.
- Regular health screening was done for 1,573 specially abled persons, who were living in the above mentioned homes.

MINORITY AFFAIRS

The State Government has established a separate department for minorities to ensure quality education, more employment opportunities and improvement in their economic & health condition.

Post Matric Scholarship (PMS) Scheme: The main objective of this scheme is to provide financial assistance to poor and brilliant students of minority communities for their higher education. The scheme is applicable for the poor students whose parental income is less than ₹2 lakh per annum and has obtained at least 50 per cent marks in the previous exam. Only for the year 2020-21 relaxation in 50 per cent marks has been provided in renewal and fresh applications.

Merit Cum Means (MCM) Scholarship Scheme: The main objective of this scheme is to provide financial assistance to poor and brilliant students of minority communities for pursuing technical & professional courses at UG and PG level, whose parental income is less than ₹2.50 lakh per annum and has obtained at least 50 per cent marks in the previous exam. Only for the year 2020-21 relaxation in 50 per cent marks has been provided in renewal applications.

Anuprati scheme: Under this scheme, Youngsters/Students of Minority Categories of Rajasthan's Domicile (Muslim, Sikh, Christian, Buddhist, Parsis & Jain) are given incentive amount on clearing the different stages of Indian Civil Services (ICS) and State Civil Services conducted by UPSC and RPSC respectively. Encouragement amount is also given to the students clearing exams conducted by IIT's, IIM's, AIIMS, NIT's, Common Law Admission Test (CLAT), Indian Institute of Science & Applied Research (Kolkata & Bangalore), and GoI/MCI certified medical colleges. Under the scheme, an encouragement amount is also provided to students scoring 60 per cent marks (at 10+2 level) & securing admission in State Government's engineering & medical colleges, whose parental income is less than ₹2 lakh per annum. During the year 2020-21 (upto December, 2020), ₹1.60 lakh has been spent and 5 persons have benefited under this scheme.

Hostel facilities: The hostel facility is being provided to the minority girls and boys at District Headquarter and in minority populated blocks. Presently, under the scheme there is a provision of providing ₹2,000 per student/per month & maximum for nine and half months against mess charges including lodging & boarding etc. through NGO's and there is provision of ₹2,500 per student/per month & maximum for nine and half month against mess charges for Government Hostels.

In fulfilment of mandate, the Department of Minority Affairs is providing hostel facility in two ways i.e. through Departmental Hostels and authorized NGOs. This scheme is also contributing in holding the dropout-rate among minority Boys & Girls studying in various educational institutions.

Pradhan Mantri Jan Vikas Karyakram (PMJVK): PMJVK is a centrally sponsored scheme and is an area development initiative to address the development deficits in minority concentrated areas. Under the scheme, construction works related to health, skill and educational infrastructure are being undertaken in 2 District Head Quarters, 15 blocks, 17 towns of 16 Minority concentrated districts notified by the Ministry of Minority Affairs, Government of

India. During the twelfth five year and annual plan period 2017-18 to 2020-21 (upto December, 2020) 2,556 works and 10,400 students in Cyber gram of total cost amounting to ₹46,853.51 lakh have been sanctioned by the Ministry of Minority Affairs, Government of India to the State.

Skill Training for minorities: Skill Training for minority youth is being undertaken with the help of Rajasthan Skill and Livelihood Development Corporation (RSLDC). An outlay of ₹200 lakh is proposed for the Annual Plan 2020-21. A target of training 1,070 youth has been set for the year 2020-21, against which a list of 80 dedicated batches of 2,306 youth from 33 districts has been sent to RSLDC.

Loans for self-employment and education: Rajasthan Minority Finance & Development Cooperative Corporation (RMFDCC) is acting as a State Channelizing Agency for National Minorities Development & Finance Corporation (NMDFC). It provides educational and business loan at concessional interest rates to the minority unemployed youth and women for self-employment & technical education. Under this scheme, during the year 2020-21 (upto December, 2020), ₹143.23 lakh has been spent and 50 beneficiaries have been benefited.

Madarsa Board

Madarsa Aadhunikikaran Scheme: Under the Chief Minister's Madarsa Modernization scheme, there is a provision to develop the infrastructure of registered madarsa and make available material such as computers, UPS, printers, smart class rooms, dual desks, staff furniture, Almirahs, library books, teachers, e-content and computer aided learning equipment etc. For the construction work in the scheme, a provision of maximum amount of ₹15 lakh for primary level madarsa and maximum ₹25 lakh for upper primary level madarsa has been made in which 90 percent of the total sanctioned amount is borne by the state government and 10 percent by the beneficiary madarsa management committee. Under the scheme, proposals for construction work amounting to ₹761 lakh have been approved in total 47 madarsa in the year 2019-20.

Under the scheme year 2020-21, administrative approved of ₹538.48 lakh have been issued for construction work in 36 madarsa.

Summary of decisions / innovations and achievements made for COVID -19 management description-

- Online classes are being conducted for children of classes 6 to 8 under the Smile Project for academic work in registered madrasas run by Rajasthan Madrasa Board.
- During COVID-19, about 1,000 kits of essential food items were provided door-to-door with the help of the staff and members of the society with a view to help the needy and distressed people by the Waqf Board.

Upliftment of Scheduled Caste and Scheduled Tribe

The Rajasthan Scheduled Caste Scheduled Tribe Finance and Development Co-operative Corporation Limited is working for upliftment of the Scheduled Castes and Scheduled Tribes. The State Government is committed to safeguard the economic and social interests of these classes through this Corporation. In various schemes operated by the Corporation under Special Central Assistance Scheme, subsidy amount up to ₹10,000 is provided for self-employment to scheduled caste persons belonging to Below Poverty Line (BPL) and equivalent income group. The physical and financial progress is given in the table 9.8.

Table 9.8 Physical and Financial Progress of Various Schemes under Special Central Assistance during 2020-21 (upto December, 2020)

S. No.	Name of the Scheme	Physical (Numbers)		Financial (₹ lakh)	
		Target	Achievements	Target	Achievements
(a) Banking Schemes					
1	Package of Programme (Urban)	4700	578	470.00	43.30
2	Package of Programme (Rural)	10120	2208	1012.00	297.57
3	Auto Rickshaws	100	0	10.00	0.10
4	Improved Breed Cow/Buffalo/Goat	4519	409	451.90	74.22
5	Individual Pump Sets	100	0	10.00	0.60
6	Mudra Yojana	3000	175	300.00	19.40
(b) Non-Banking Schemes					
1	Goat Rearing	9310	6401	931.00	547.40
2	Electrification of Wells/Solar Energy	2200	210	220.00	20.38
3	Workshop/Shop	4016	2850	401.60	336.80
4	Modern Agriculture Equipments	4600	220	460.00	23.30
5	Skill development & Training	1000	0	150.00	0.00
6	Schemes of National Corporation (NSFDC & NSKFDC)	7214	336	721.40	37.16
(c) Infrastructural Development Work as per administrative & financial Sanction					
1	Construction of anicuts, pond, community facility center etc.	225	0	2250.00	176.63
Total	(a+b+c)	51104	13387	7387.90	1576.86

Tribal Area Development (TAD)

A number of schemes are being implemented by the Government for the overall development of the tribal population. During the year 2020-21, a total modified budget provision of ₹648.69 crore was kept which includes ₹387.81 crore, ₹110 crore, ₹138.50 crore and ₹12.38 crore under State plan, Special Central Assistance, schemes under Article 275(1) of constitution of India and Centrally sponsored schemes respectively. An

amount of ₹401.40 crore has been utilized upto December, 2020, that includes expenditure of ₹237.69 crore, ₹49.67 crore, ₹109.20 crore and ₹4.84 crore under State plan, Special Central Assistance, schemes under Article 275(1) of constitution of India and Centrally sponsored schemes respectively.

Physical achievements during the year 2020-21 (upto December, 2020), under various schemes of tribal area development are given in table 9.9.

Table 9.9 Progress under Tribal Area Development Programmes

S. No.	Scheme	Unit	Target	Achievement (Upto December, 2020)
1	Running of Ashram hostels (Student)	No.	25295	23481
2	Running of Residential School (Student)	No.	10550	9286
3	Running of Sports Hostel (Student)	No.	875	866
4	Running of Maa Badi (Student)	No.	78270	76170
5	Scholarship to talented ST student	No.	3774	459
6	Scholarship to college going ST Girls for Higher Education	No.	27524	9868
7	Scholarship to ST Girls for Hr. Education (Class 11 & 12)	No.	27555	7157
8	Reimbursement of room rent for college going tribal student	No.	18750	6247
9	Free Supply Ghee, Oil and Dal for Kathodi, Saharia & Kherwa	No.	130069	130069
10	Running of Multipurpose Hostel & College Hostels (Student)	No.	1000	-
11	PMT/PET/IIT/ Entrance Exam. Coaching (Student)	No.	313	11
12	Treatment of TB patients (Cured)	No.	7325	5452
13	Agriculture/Animal husbandry and Horticulture Development Programme (Sankar Makka minikit-Kharif Fasal)	Family	590000	590000
14	Construction of additional class room in school and college	No.	14	14
15	Construction of Community Building	No.	21	12
16	Strengthening of Existing Canal	K.M.	15.00	U.P.*
17	Construction of Lift	No.	28	U.P.*
18	Construction of Anicut	No.	5	U.P.*
19	Drinking water Scheme/Solar Pangut/Pump & Tank/Handpump	No.	178	13
20	Connectivity to Service Centers from ST Basties	K.M.	29.25	5

*Under Progress

WOMEN EMPOWERMENT

Empowerment of women is the cornerstone for the development of a society as a whole. Women constitute nearly half the population of the State. No development, however, can be deemed to be sustainable without active and equal participation of women in the society. The real empowerment of women depends upon creation of enabling environment, that may help women to participate on equal terms in decision making process at all levels. The Government, from time to time, has framed and implemented various programmes for women empowerment, development in various sectors and also for their safety, protection and rehabilitation.

Women Development Programme: In order to empower women in the State, “Sathins” (Honorary women workers) are working at grassroot level not only to create linkage between women and various programmes of the Government but also to inform women about their fundamental rights. Since social evils and myths are still prevalent in the society. Sathins need to create environment against evil practices and to make women aware about situation

wherein women often find themselves harassed, victimized or exploited. Sathin is placed at every Gram Panchayat and is selected by the Gram Sabha. In Rajasthan 8,468 Sathins are working presently to create awareness among women. An outlay of ₹3,780 lakh is proposed for the Annual Plan 2020-21, out of which expenditure of ₹2,510.18 lakh has been made till December, 2020.

Initially, during the lockdown period due to COVID-19 pandemic, the Women Development Programme faced retardation for some period but soon Sathins started to support the survey related to COVID-19 along with Anganwadi workers. Sathins also helped in making masks and distributing them to the needy.

Grant-in-aid for Community Marriages (Samoochik Vivah Yojana): Community marriages are meant to discourage dowry and reduce the expenditure on individual marriages. The grant in aid at the rate ₹18,000 per couple is sanctioned under this scheme, of which ₹15,000 are given to bride and ₹3,000 are given to the organization for arrangements etc. Progress of the scheme is given in table 9.10.

Table 9.10 Year wise progress of Community marriages Scheme

Year	Benefited Pairs	Expenditure (₹lakh)
2017-18	6856	1201.18
2018-19	4139	729.42
2019-20	3592	768.59
2020-21*	4505	730.54

*Upto December, 2020

Note: Due to COVID-19 Samuhik Vivah was not organised in year 2020-21 but due payments have been done in this period.

Scheme for Adolescent Girls

Non-Nutrition Component: The scheme aims at motivating out of school girls in the age group of 11-14 years to go back to schooling or skill training under non-nutrition component of the scheme. The other services under non nutrition component are Iron Folic Acid (IFA) supplementation, Health check-up and Referral services, Nutrition & Health

Education, Life Skill Education and Counseling/Guidance on accessing public services. According to the base line survey report received from Integrated Child Development Services, the number of beneficiaries in the year 2019-20 was 49,631, which has come down to 39,420 during the year 2020-21. It means that more girls in age group 11-14 years have been associated with school education which is indication of progress.

Mukhya Mantri Rajshree Yojana: Mukhya Mantri Rajshree Yojana was launched to develop a positive attitude towards girl child in the society and improve health and education status of girl child in the State. This is a major scheme which expects to bring Women Empowerment and gender equality in the State. The girl child belonging to the state of Rajasthan, born on or after the first of June, 2016, is eligible for financial assistance under the scheme. Under this scheme, a total grant of ₹50,000 is being provided in 6 instalments to the parents/guardians of the eligible girl. 20.89 lakh girls have been benefited with the first instalment and 13.96 lakh girls in the second instalment under this scheme. The financial year 2020-21 budget received ₹250 crore against which an expenditure of ₹150 crore has been incurred till December, 2020.

Beti Bachao, Beti Padhao (BBBP) scheme: Beti Bachao, Beti Padhao (BBBP) scheme was launched as one of the flagship and convergent programmes of the Government of India, to address the declining Child Sex Ratio and related issues of empowerment of women on a life-cycle continuum. The objective of the scheme is to prevent gender based sex selection, to ensure survival & protection of girl child and to ensure education and participation of girl child.

Under this scheme various activities such as meetings, trainings, workshops, cultural events and other media activities were conducted for generating awareness among community members. The department made efforts to utilize digital platforms to conduct these activities.

Under this scheme, the financial year 2019-20 state budget provision ₹21.81 lakh, out of which an expenditure of ₹10.84 lakh and budget received from Government of India (District) ₹886.61 lakh, out of which an expenditure of ₹436.37 lakh has been incurred. The financial year 2020-21, upto December, 2020 state budget provision ₹25.60 lakh, out of which an expenditure of ₹7.16 lakh and budget received from Government of India (District) ₹724.77 lakh, out of which an expenditure of ₹207.86 lakh has been incurred.

Women Safety and Protection: A special Women Protection Cell has also been setup to monitor

implementation of the following programmes relating to protection of women:

- **Mahila Suraksha Evam Salah Kendra (MSSK):** In the financial year 2020-21, the allocated budget for the Scheme was ₹110 lakh, out of which ₹74.45 lakh have been spent till December, 2020. A total of 78,950 cases has been registered across all 40 MSSKs since inception, out of which 68,741 cases have been disposed till December, 2020.
- Aparajita/Sakhi One Stop Centre for women
- Zila Mahila Sahayta Samiti
- 24 Hours Women Helpline

Following Acts are being implemented:

- Protection of Women from Domestic Violence Act, 2005
- Sexual Harassment of Women at Workplace (Prevention, Prohibition and Redressal) Act, 2013
- Rajasthan Prevention of Witch Hunting Act, 2015 and Rules, 2016

Gender Cell: The Gender Cell has been constituted in the State to mainstream the concept of gender in the budgetary system of the Government and also to function as a secretariat to review the budgets of various departments from gender perspective. To sensitize on gender related issues the cell also organizes orientation programmes on Gender Responsive Budgeting in all the districts in the State.

Amrita Haat: Amrita Haat is a strong and established medium of economic and social empowerment of women by providing opportunity for display and marketing of products manufactured/value added by Self Help Groups. Apart from Amrita Haat, Directorate of Women Empowerment is also providing opportunity to Women Self Help Groups (WSHG) to participate in India International Trade Fair (IITF), Shilp Gram Utsav and fairs of other departments. An outlay of ₹127.60 lakh is proposed for the Annual Plan 2020-21, out of which an expenditure of ₹16.61 lakh has been made till December, 2020.

Indira Mahila Shakti Nidhi (I M Shakti): Rajasthan Government has announced the Indira Mahila Shakti Nidhi with a budget allotment of

₹1,000 crore. This scheme will be focused on all round empowerment of women. All the schemes for skill development will be brought together under one umbrella which is called Indira Mahila Shakti Nidhi. The scheme has been launched on 18th December, 2019 to achieve the following objectives:

- To provide aid to women in order to establish industries
- To provide aid for innovative research
- To provide training to women and girls for skill development
- Awareness for education
- To provide assistance for rehabilitation of the women victims

To accomplish the above mentioned objective Directorate of Women Empowerment has been given the direction to implement the following schemes:

- Indira Mahila Shakti Udhyaam Protsahan Yojana
- Indira Mahila Shakti Prashikshan Evam Kaushal Samvardhan Yojana
- Free RS-CIT training to girls/women
- Free RS-CFA training to women and girls
- Kaushal Samarthya Yojana
- Shiksha Setu Yojana

Other schemes being implemented in the State for the women empowerment are:

- Mahila Shakti Programme Kendra (MSK)
- Dhan Laxmi Mahila Samridhi Kendra
- Allotment of Fair price shops to WSHGs
- Prevention of Child Marriage

TWENTY POINT PROGRAMME – 2006

The Twenty Point Programme was launched in the year 1975 and restructured in 1982, 1986 and again in 2006. The restructured programme, known as Twenty Point Programme (TPP) – 2006, became operational with effect from 1st April, 2007. The Programme aims to provide momentum to schemes relating to poverty alleviation, employment generation in rural areas, housing, education, health and family welfare, protection of environment and many other schemes having a bearing on the quality of life, especially in the rural areas.

Twenty Point Programme - 2006 consists of 65 monitorable items, out of which 12 rankable items are being monitored at the state level. The progress of main points which are being monitored at the State level is as follows:

Mahatma Gandhi National Rural Employment Guarantee Act (MGNREGA): Point No. 01A

This Act provides guarantee for at least 100 days of employment in a year to every household in rural areas. It also stipulates one third participation by women. During the year 2019-20, in MGNREGA, 3,288.90 lakh man-days of employment was generated for which an amount of ₹4,973.49 crore was paid as wages. During the year 2020-21, 3,432.36 lakh man-days of employment has been generated upto December, 2020 for which an amount of ₹5,764.46 crore has been paid as wages.

National Rural Livelihood Mission (NRLM): Point No. 01F01 I, II, III

This scheme was launched on 1st April, 2013 and is being monitored under the Twenty Point Programme from the year 2015-16. Major achievements are given below:

- During the year 2019-20, 57,904 new and revived Self Help Groups (SHGs) were brought under NRLM fold against the annual target of 55,083, which was 105.12 per cent of the target. During the year 2020-21 (upto December, 2020), 9,506 new and revived SHGs were brought under NRLM fold against the annual target of 20,000, which is 47.53 per cent of the target.
- During the year 2019-20, 22,695 SHGs were provided Revolving Fund (RF) against the annual target of 41,500, which was 54.69 per cent of the target. During the year 2020-21 (upto December, 2020), 26,109 SHGs were provided Revolving Fund against the annual target of 27,000, which is 96.70 per cent of the target.
- During the year 2019-20, 13,766 SHGs were provided Community Investment Fund (CIF) against the annual target of 16,900, which was 81.46 per cent of the target. During the year 2020-21 (upto December, 2020), 8,987 SHGs were provided Community Investment Fund against the annual target of 10,700, which is 83.99 per cent of the target.

Rural Houses: Pradhan Mantri Awas Yojana (PMAY): Point No. 06A01

During the year 2019-20, 1,68,075 houses were constructed against the annual target of 4,50,816, which was 37.28 per cent of the target. During the year 2020-21 (upto December, 2020), 2,18,500 houses have been constructed against the annual target of 4,33,306, which is 50.43 per cent of the target.

EWS/ LIG Houses in Urban Areas: Point No. 06B01

During the year 2019-20, 9,780 houses were constructed. During the year 2020-21 (upto December, 2020), 6,335 houses have been constructed.

National Rural Drinking Water Programme

A. Habitations covered (Partially covered and slipped back): Point No. 07A03: Under this programme, 1,584 habitations were covered during the year 2019-20 against the target of 1,750, which was 90.51 per cent of the total target.

B. Coverage of water quality affected Habitations: Point No. 07A04: During the year 2019-20, 1,204 habitations were covered against the target of 817, which was 147.37 per cent of the target.

National Rural Drinking Water Programme: Functional Household Tapped Connection (FHTC): Point No. 07A05

During the year 2020-21 (upto December, 2020), 4,40,275 Functional Household Tapped Connections were provided against the annual target of 20,69,816 FHTC, which is 21.27 per cent of the target.

Institutional Delivery: Point No. 08E01

Under this programme, during the year 2019-20, 13,30,716 institutional deliveries were performed. During the year 2020-21, 10,17,857 institutional deliveries have been performed upto December, 2020.

SC families assisted under Special Central Assistance (SCA) to Scheduled Castes Sub Plan (SCSP) component and concessional loan of NSFDC: Point No 10A02

Under this programme, during the year 2019-20, 16,698 SC families had been assisted. During the year 2020-21 (upto December, 2020), 13,387 SC families have been assisted.

No. of SC students benefited under Post Matric Scholarship: Point No. 10A03

Under this scheme, during the year 2019-20, 2,92,036 students were benefitted. During the year 2020-21 (upto December, 2020), 67,829 students have been benefitted.

Universalization of Integrated Child Development Services (ICDS): Point No. 12A01

Under this programme, during the year 2019-20, 304 ICDS blocks were functional against the target of 304, which was 100 per cent of the target. During the year 2020-21 (upto December, 2020), 304 ICDS blocks are functioning against the target of 304, which is 100 per cent of the target.

Anganwadi Centers Functional: Point No. 12B01

During the year 2019-20, 61,469, Anganwadi were functional against the target of 62,020, which was 99.11 per cent of the target. During the year 2020-21 (upto December, 2020), 61,613, Anganwaris are functional against the target of 62,020 which is 99.34 per cent of the target.

Assistance to Urban Poor Families: Point No. 14A01

Under the seven point charter-allotment of land patta, affordable house, water, sanitation, health, education and social security. During the year 2019-20 assistance was provided to 14,282 families. During the year 2020-21 (upto December, 2020), assistance was provided to 14,224 families.

Area Covered under Plantation (Public & Forest Land): Points No. 15A01

Under this programme, during the financial year 2019-20, 28,509.98 hectare area was covered under plantations against the target of 24,533.26 hectare, which was 116.21 per cent of the target. During the year 2020-21 (upto December, 2020), 29,756.69 hectares area have been covered under plantation against the target of 51,195.38 hectare, which is 58.12 per cent of the target.

Seedling Planted (Public & Forest Land): Point No. 15A02

Under this programme, during the year 2019-20, 179.649 lakh seedlings were planted on public and forest land against the target of 160.187 lakh, which was 112.15 per cent of the target. During the year 2020-21 (upto December, 2020), 196.446 lakh seedlings have been planted against the target of 332.77 lakh, which is 59.03 per cent of the target.

Rural Roads-PMGSY: Point No. 17A01

Under Pradhan Mantri Gram Sadak Yojana (PMGSY), during the financial year 2019-20, 104.394 km. rural roads were constructed against the target of 150 km., which was 69.60 per cent of the target. During the year 2020-21 (upto December,

2020), 129.900 km. roads have been constructed against the annual target of 2,200 km which is 5.90 per cent of the target.

Villages Electrified under Deen Dayal Upadhyay Gramin Jyoti Yojana (DDUGJY): Point No. 18B01

All the villages have been electrified, therefore no targets have been allotted by Government of India.

Energizing Pump Sets: Point No. 18D01

Under this programme, during the year 2019-20, 90,762 wells were energized against the target of 40,700, which was 223 per cent of the target. During the year 2020-21 (upto December, 2020), 30,711 wells have been energized against the target of 44,770 which is 68.60 per cent of the target.



STATE FINANCE AND OTHER RESOURCES FOR DEVELOPMENT

- Fiscal Deficit to Gross State Domestic Product in 2019-20 was 3.77 per cent.
- Debt & Other Liabilities to Gross State Domestic Product in 2019-20 was 35.31 per cent.
- Schematic Budget Outlay for 2020-21 was ₹1,10,200.82 crore in which major allocation was in social & community services i.e. 49.70 per cent.
- Out of total 13 Externally Aided Projects costing ₹23,753.88 crore, 10 Externally Aided Projects are in progress.
- 184 Public Private Partnership projects with an investment of ₹16,563.42 crore have been completed in the state as on 31st December, 2020.

FISCAL MANAGEMENT

Decline trend in the growth rate of GDP of the country is continued in the year 2019-20. Due to COVID- 19 pandemic the decline has further increased in last

quarter of the year 2019-20. Slowdown in economic activities has also affected the Finances of State. The performance of the State during 2019-20 in terms of key fiscal targets remains as under in table 10.1

Table 10.1 Fiscal Variables 2019-20

Fiscal Variables	Targets under FRBM Act	As per MTFPS (Revised)	Actual
Revenue Surplus (+)/ Deficits (-) (₹Crore)	Revenue Surplus or Zero Deficit	(-) 28041	(-) 36371
Revenue Surplus /Deficit to Revenue Receipts ratio (Per cent)	-	(-) 17.89	(-) 25.96
Fiscal Deficit (₹Crore)	-	32214	37654
Fiscal Deficit to GSDP Ratio	3.0% or Below	3.16%	3.77%*
Outstanding Debts as % to GSDP	Not more than 34.00%	33.43%	35.31%*

* GSDP based on 2011-12 series – ₹9,98,999 crore.
MTFPS - Medium Term Fiscal Policy Statement

Fiscal Deficit:- The fiscal deficit was at ₹37,654 crore in 2019-20, as against ₹33,214 crore assumed in Revised Estimates of 2019-20. Fiscal Deficit to Gross State Domestic Product ratio was 3.77 per cent in 2019-20, whereas it was projected at 3.16 per cent in Revised Estimates of 2019-20. One of the reasons of higher Fiscal Deficit was decreasing Central Share in

Centrally Sponsored Schemes due to which State had to incur more expenditure as State Share for implementation of Centrally Sponsored Schemes.

The detailed fiscal position / parameters of finances of the State Government are summarised in table 10.2 and figure 10.1 to 10.11.

Table 10.2 Fiscal Position / Parameters

(₹Crore)

Item	2015-16	2016-17	2017-18	2018-19	2019-20
1	2	3	4	5	6
1. Revenue Receipts	100285	109026	127307	137873	140114
(i) Own Taxes	42713	44372	50605	57380	59245
(ii) Non-Tax Revenue	10928	11615	15734	18603	15714
(iii) Share in Central Taxes	27916	33556	37028	41853	36049
(iv) Union Grant	18728	19483	23940	20037	29106
2. Non Debt Capital Receipts	1472	1741	15150	15178	15690
Of which - UDAY scheme			15000	15000	14722
3. Total Receipts (Revenue Receipt + Non Debt Capital Receipts)	101757	110767	142457	153051	155804
4. Total Expenditure	164827	157085	167799	187524	193458
Of which - UDAY scheme	40050	22372	15000	15000	14722
(i) Revenue Expenditure	106239	127140	145841	166773	176485
of which					
(a) UDAY Scheme		9000	12000	12000	13816
(b) Interest payment	12008	17677	19720	21695	23643
(ii) Capital Outlay	21986	16980	20624	19638	14718
Of which - UDAY scheme	5700	3000	3000	3000	906
(iii) Loans & Advances	36602	12965	1334	1113	2255
Of which - UDAY scheme	34350	10372	0	0	0
5. Gross State Domestic Product (At current prices on 2011-12 series)	681482	760587	828661	921789	998999
6. Revenue surplus(+)/Deficit(-)	-5954	-18114	-18534	-28900	-36371
6.a Revenue surplus(+)/ Deficit(-) (Without UDAY Scheme)	-5954	-9114	-6534	-16900	-22555
7. Fiscal Deficit	63070	46318	25342	34473	37654
7(a).Fiscal Deficit (Without UDAY scheme)	23020	23946	25342	34473	37654
8. Primary surplus(+)/ Deficit(-)	-51062	-28641	-5622	-12778	-14011
8(a).Primary surplus(+)/ Deficit(-) (Without UDAY scheme)	-11012	-6269	-5622	-12778	-14011
9. Fiscal Deficit to GSDP (%)	9.25	6.09	3.06	3.74	3.77
9(a).Fiscal Deficit to GSDP (%) (Without UDAY scheme)	3.38	3.15	3.06	3.74	3.77
10. Rate of Growth of Revenue Receipts (%)	9.81	8.72	16.77	8.30	1.63
11. Rate of Growth of own Tax Revenue (%)	10.45	3.88	14.05	13.39	3.25
12. Revenue Receipts to GSDP ratio (%)	14.72	14.33	15.36	14.96	14.03
13. Own Tax Revenue to GSDP ratio (%)	6.27	5.83	6.11	6.22	5.93
14. Expenditure on Salary & Wages	25872	30016	37611	49790	49066
(i) as % of Revenue Receipts	25.80	27.53	29.54	36.11	35.02
(ii) as % of Revenue Exp. (net of interest Payments & Pension)	31.03	30.89	33.52	39.93	37.15
15. Expenditure on Interest Payments	12008	17677	19720	21695	23643
(i) as % of Revenue Receipts	11.97	16.21	15.49	15.74	16.87
(ii) as % of Revenue Expenditure	11.30	13.90	13.52	13.01	13.40
16. Debt & Other Liabilities	209386	255002	281182	311374	352702
as % of GSDP	30.73	33.53	33.93	33.78	35.31

Figure 10.1

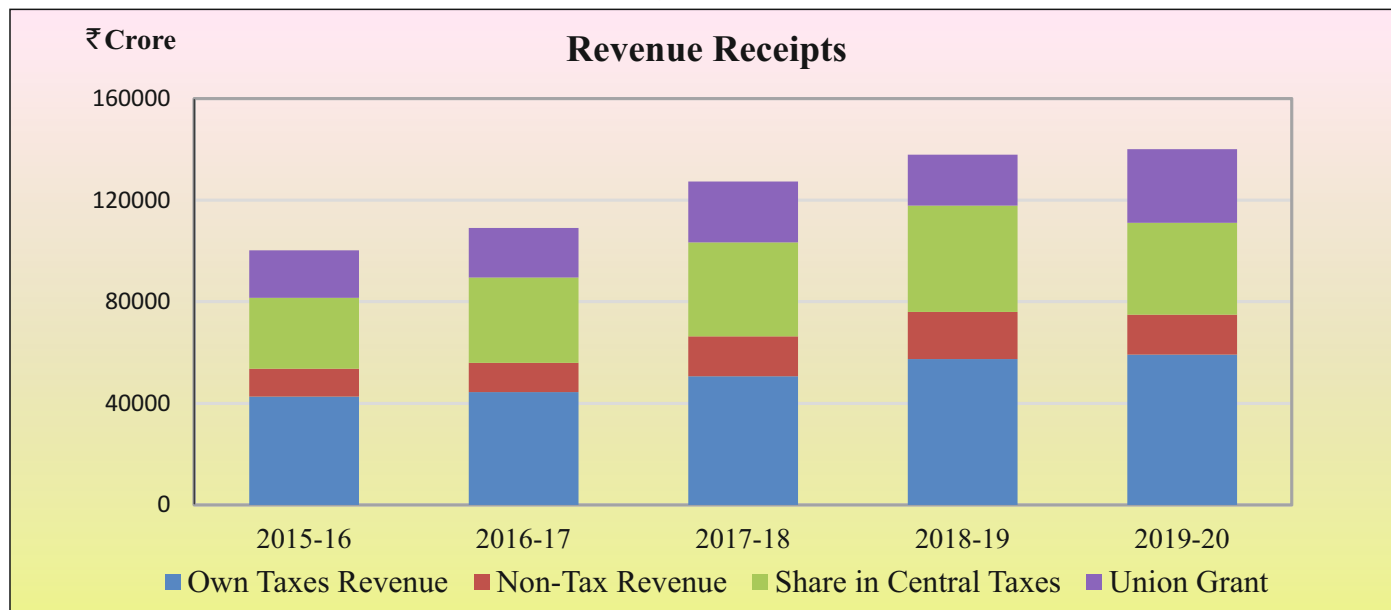


Figure 10.2

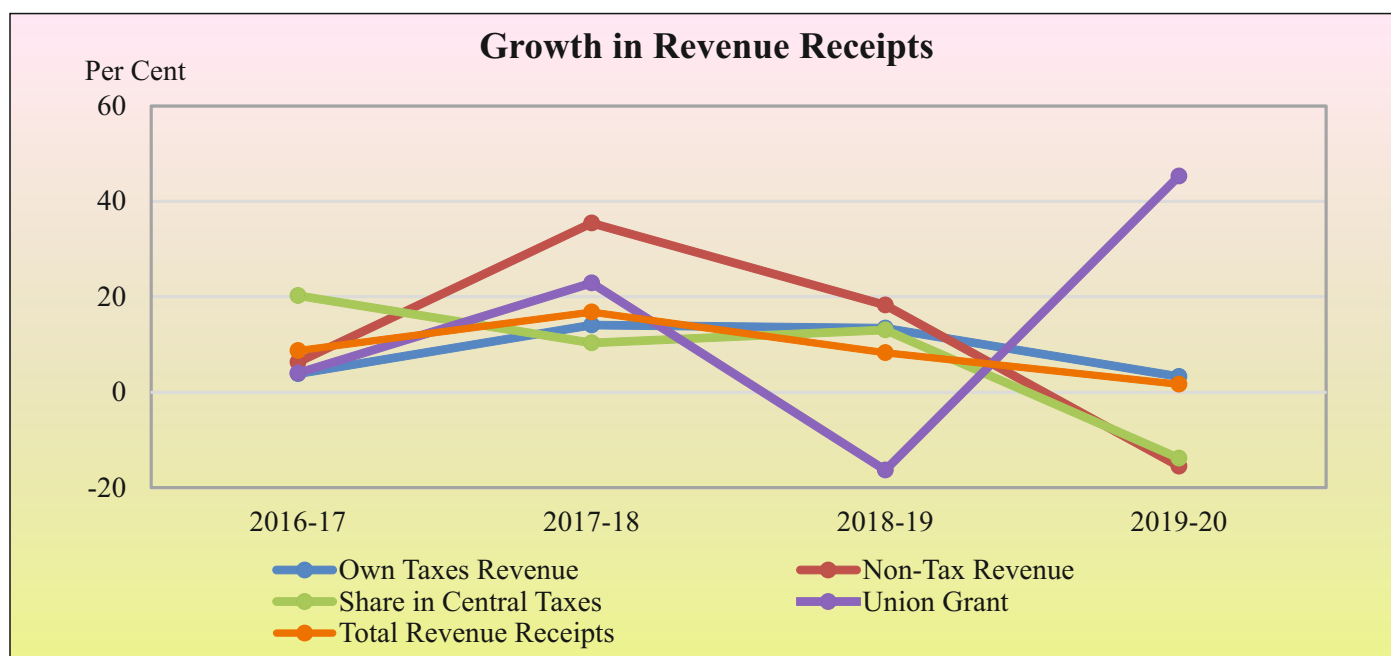


Figure 10.3

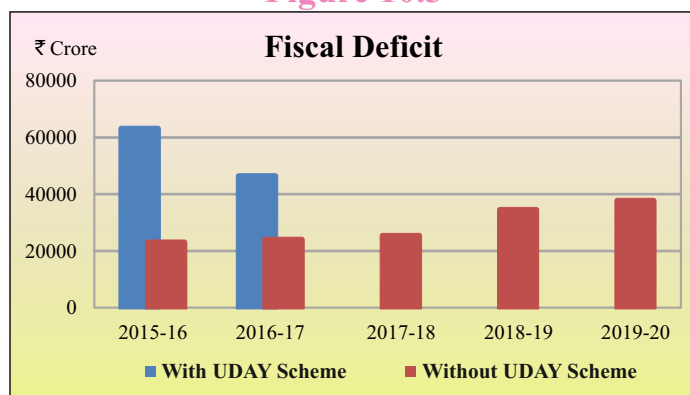


Figure 10.4

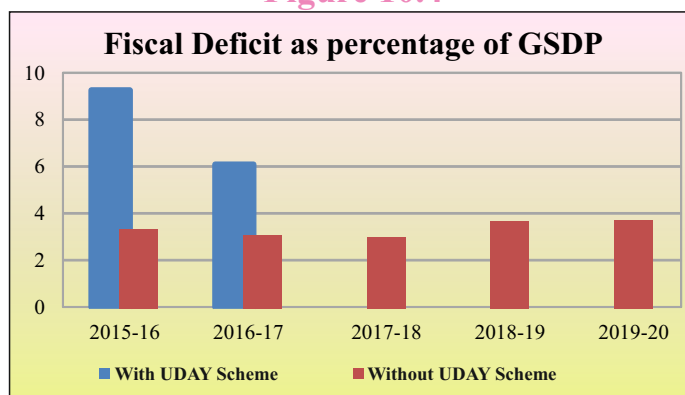


Figure 10.5

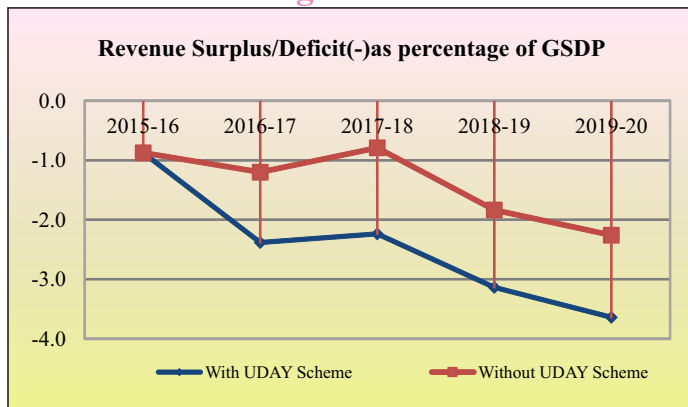


Figure 10.6

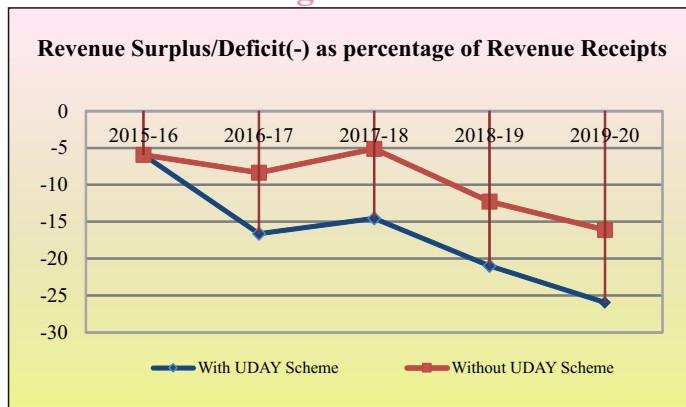


Figure 10.7

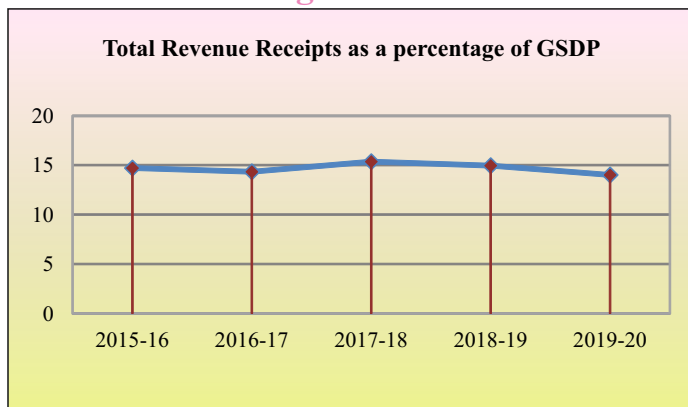


Figure 10.8

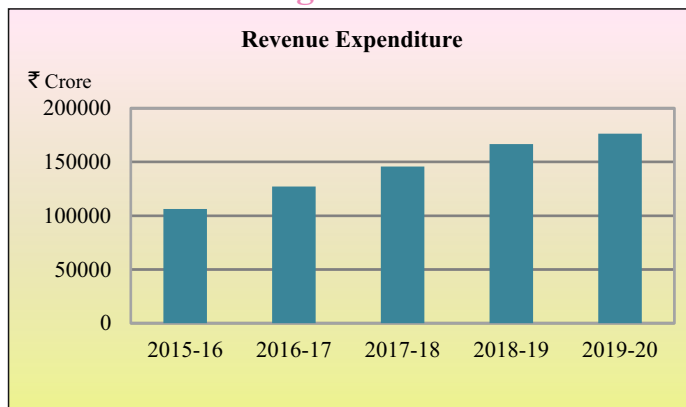


Figure 10.9

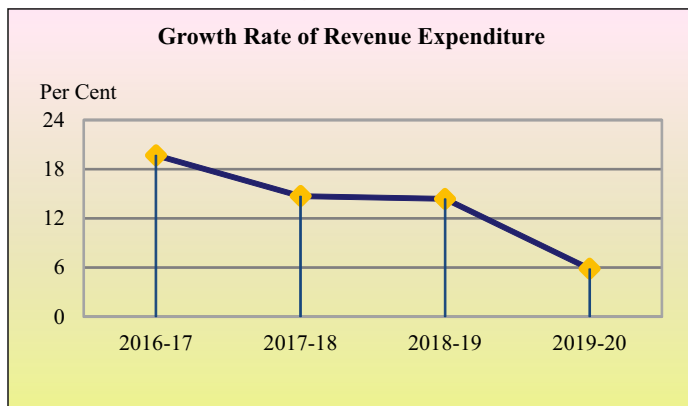


Figure 10.10

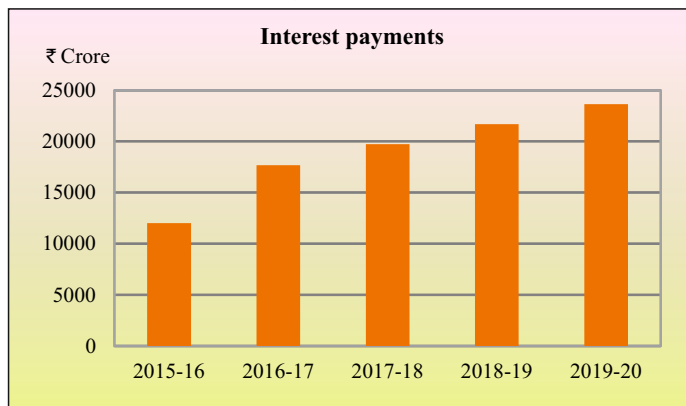
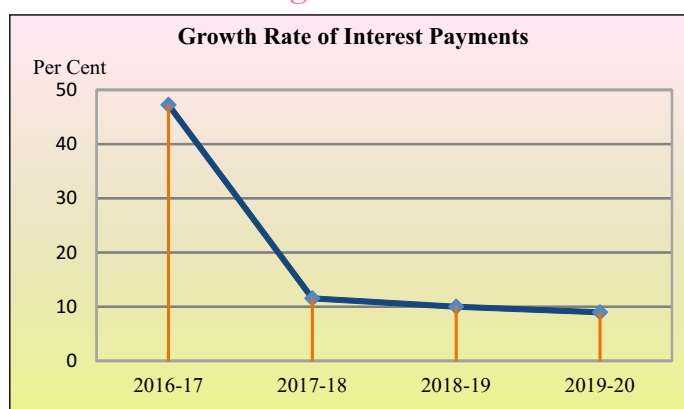


Figure 10.11



Revenue expenditure is given in comparative statement of service-wise revenue in table 10.3 and figure 10.12.

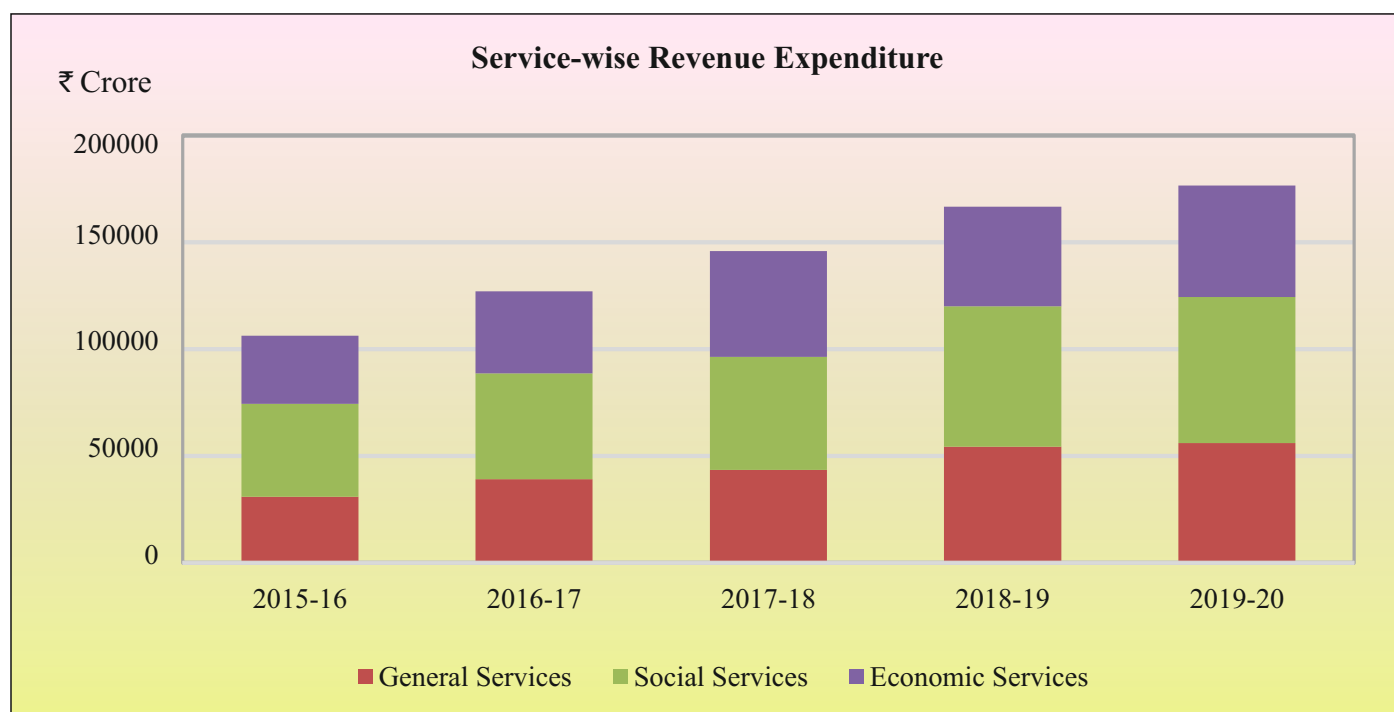
Table 10.3 Details of Sector-wise revenue expenditure

(₹Crore)

Item	2015-16	2016-17	2017-18	2018-19	2019-20
Total Revenue Expenditure	106239	127140	145841	166773	176485
General Services (including Grants-in-Aid & Contribution)	31016 (29.20)	39203 (30.84)	43450 (29.79)	54364 (32.60)	56186 (31.83)
Social Services	43349 (40.80)	49372 (38.83)	53064 (36.39)	65687 (39.39)	68313 (38.71)
Economic Services	31874 (30.00)	38565 (30.33)	49327 (33.82)	46722 (28.01)	51986 (29.46)

Figures in parentheses are the percentage of expenditure with respect to total revenue expenditure of the year.

Figure 10.12



Salient features of fiscal position are as under:-

Trends of Receipts:- During the year 2019-20, the Revenue Receipts increased by 1.63 per cent over the previous year. The lower growth rate in Revenue Receipt was due to negative growth of 13.87 per cent in Share in Central Taxes. The growth rate of Own Tax

Revenue was 3.25 per cent, this is due to growth in Land Revenue by 25.71 per cent, State Excise by 10.32 per cent, Stamps and Registration by 8.97 per cent, Vehicle Tax by 8.18 per cent, Sales Tax by 7.11 per cent, Electricity Duty by 5.35 per cent and negative growth in Goods and Service Tax (-)4.29 per cent over the previous year.

Trends of Expenditure:- During the year 2019-20, 78.39 per cent of total expenditure (excluding UDAY scheme) met from revenue receipts in comparison to 79.92 per cent in the year 2018-19, remaining expenditure met from capital receipts and borrowed funds. Expenditure on schemes during the year 2019-20 was ₹88,927 crore (excluding UDAY Scheme) which is 5.67 per cent higher in comparison to the year 2018-19. The expenditure on salary and wages during the year 2019-20 was 37.15

per cent of the total revenue expenditure (net of interest and pension payments). Expenditure on salary and wages during the year 2019-20 decreased by (-)1.45 per cent in comparison to previous year. The developmental expenditure which comprises expenditure on Economic and Social Services was ₹1,36,809 crore (including UDAY scheme) during the year 2019-20, which is 70.7 per cent of total expenditure. Details of Developmental Expenditure are given in table 10.4

Table 10.4 Details of Development expenditure

(₹Crore)

Details	2015-16	2016-17	2017-18	2018-19	2019-20
Social Services	49531	55805	60495	72836	74089
Economic Services	83839	61641	63326	59736	62720
of which UDAY Scheme	40050	22372	15000	15000	14722
Total Developmental Expenditure	133370	117446	123821	132572	136809
Total Expenditure	164827	157085	167799	187524	193458
Development expenditure as percentage to total expenditure	80.9%	74.8%	73.8%	70.7%	70.7%

Capital Outlay:- During the year 2019-20, the capital outlay with UDAY Scheme and without UDAY Scheme was ₹14,718 crore and ₹13,812 crore respectively.

Fiscal Liabilities (Debt & Other Liabilities):- The fiscal liabilities were ₹3,11,374 crore at the end of 2018-19, which increased to ₹3,52,702 crore as on 31st March, 2020, showing an increase of ₹41,328 crore over previous year. The growth in fiscal liabilities was 13.27 per cent during the year 2019-20 over the year 2018-19. Components of fiscal liabilities are as follows:- (i) Internal Loan ₹2,42,077 crore, (ii) Loan from Central Government ₹17,303 crore, (iii) Provident Fund & State Insurance ₹51,469

crore and (iv) Reserve Funds & Deposits ₹41,853 crore.

The ratio of fiscal liabilities to revenue receipts was 251.73 per cent during the year 2019-20. Fiscal liabilities were 4.71 times of own revenue (tax and non-tax) at the end of the year 2019-20. The fiscal liabilities as percentage of GSDP were 35.31 per cent at the end of the year 2019-20.

Fiscal Consolidation:- State remains into Revenue Deficit during the year 2019-20 amounting to ₹36,371 crore. Fiscal Deficit was at ₹37,654 crore during the year 2019-20, which is 3.77 per cent of GSDP. In year 2018-19 Fiscal Deficit was at ₹34,473 crore which was 3.74 per cent of GSDP.

REVIEW OF FIVE YEAR/ANNUAL PLANS/SCHEMATIC BUDGET

Approved Outlay and Expenditure of Five Year /Annual Plans/Schematic Budget are given in table 10.5

**Table 10.5 Approved Outlay and Expenditure of
Five Year /Annual Plans/Schematic Budget**

(₹crore)

Plan Period	Approved Outlay	Expenditure
First Five Year Plan (1951-1956)	64.50	54.15
Second Five Year Plan (1956-1961)	105.27	102.74
Third Five Year Plan (1961-1966)	236.00	212.70
Annual Plan (1966-1967)	48.87	48.90
Annual Plan (1967-1968)	43.65	39.88
Annual Plan (1968-1969)	40.08	47.98
Fourth Five Year Plan (1969-1974)	306.21	308.79
Fifth Five Year Plan (1974-1979)	847.16	857.62
Annual Plan (1979-1980)	275.00	290.19
Sixth Five Year Plan (1980-1985)	2025.00	2130.69
Seventh Five Year Plan (1985-1990)	3000.00	3106.18
Annual Plan (1990-1991)	961.53	975.57
Annual Plan (1991-1992)	1166.00	1184.41
Eighth Five Year Plan (1992-1997)	11500.00	11998.97
Ninth Five Year Plan (1997-2002)	27650.00	19566.82
Tenth Five Year Plan (2002-2007)	31831.75	33951.21
Eleventh Five Year Plan (2007-2012)	71731.98	93954.34
Twelfth Five Year Plan (2012-2017)	196992.00	318065.73
Schematic Budget (2017-18)	81157.97	78117.34
Schematic Budget (2018-19)	107865.40	99743.07
Schematic Budget (2019-20)	116735.96	105133.94*
Schematic Budget (2020-21)	110200.82	68487.53 [#]

*Tentative Expenditure

[#]Upto December, 2020

SCHEMATIC BUDGET OUTLAY (2020-21)

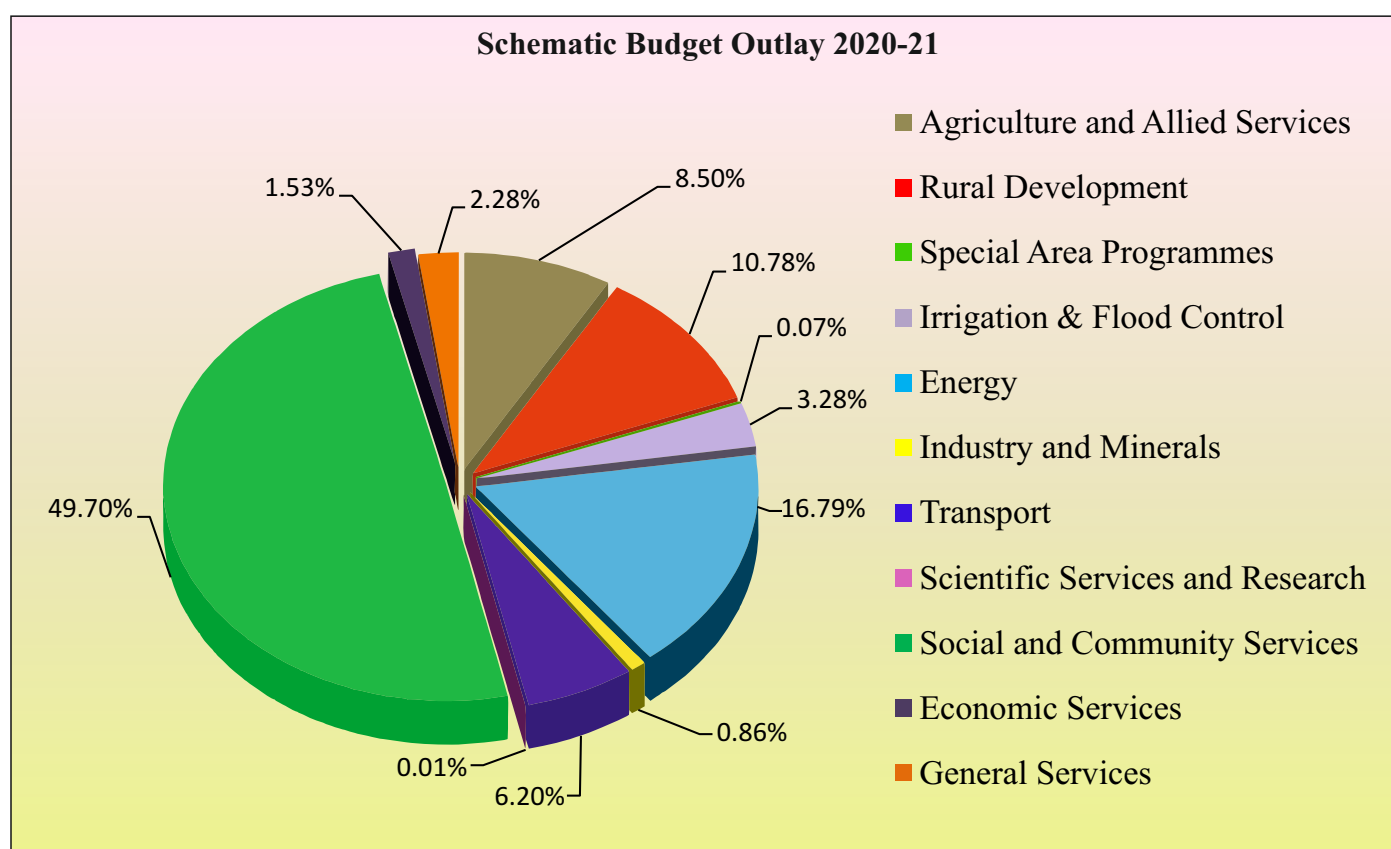
The Schematic Budget outlay for the year 2020-21 is ₹1,10,200.82 crore. The major head wise allocations for 2020-21 are given in table 10.6 and figure 10.13.

Table 10.6 Schematic Budget Outlay 2020-21

(₹Crore)

S. No.	Major head/ Sector	Amount
1	Agriculture and Allied Services	9363.89
2	Rural Development	11878.04
3	Special Area Programme	76.20
4	Irrigation and Flood Control	3620.25
5	Energy	18505.06
6	Industries and Minerals	951.82
7	Transport	6834.38
8	Scientific Services and Research	12.77
9	Social and Community Services	54767.76
10	Economic Services	1681.87
11	General Services	2508.78
Total		110200.82

Figure 10.13



The progress under Schematic Budget 2019-20 and 2020-21 are given in table 10.7.

Table 10.7 Progress under Schematic Budget 2019-20 and 2020-21

(₹lakh)

S. No.	Major Head	Expenditure	
		2019-20*	2020-21 [#]
1	Agriculture and Allied Services	859245.42	661297.07
2	Rural Development	1353109.38	756510.56
3	Special Area Programme	9999.13	2746.15
4	Irrigation and Flood Control	259883.17	138171.82
5	Energy	2638781.50	902897.14
6	Industries and Minerals	44669.27	32281.90
7	Transport	551517.51	261134.19
8	Scientific Services and Research	932.50	627.51
9	Social and Community Services	4289211.58	3703799.85
10	Economic Services	150635.46	127287.06
11	General Services	355409.22	262000.18
Grand Total		10513394.14	6848753.43

*Tentative Expenditure

[#]Upto December, 2020

EXTERNALLY AIDED PROJECTS

Introduction

State Government seeks loan/ assistance from various external funding agencies including international donors to finance various infrastructure and social sector projects for speedy development of the State.

The World Bank Group, Japan International Cooperation Agency (JICA), Asian Development Bank (ADB), Agency Franchies De Development (AFD), KfW (German Agency), New Development Bank (NDB) etc. are some of the major external agencies that have been funding various projects of State for the different sectors viz. Irrigation, Water Supply, Forestry, Roads, Urban Development, Infrastructure, Energy and Agriculture.

There are various sectors where the State faces challenges. Drinking water, poverty alleviation, education, infrastructure, health, energy, road and livelihood are the high priority sectors of the State

Government. To improve the standards of living of the people of Rajasthan, external loan/ assistance plays an important role. This source of financing has mobilized huge additional resources for the State. Some important and crucial projects in various sectors have also been funded by external agencies.

The Government of India is releasing external financial assistance to the State on 'Back to Back' basis for the new projects sanctioned on or after 1st April, 2005, as per the recommendation of the 12th Finance Commission. The State Government is getting the same maturity, moratorium and amortization schedule as the Government of India gets from the external lenders.

Financial year 2020-21

At the start of financial year 2020-21, there were 12 ongoing Externally Aided Projects in the State. During the year, out of which, Rajasthan Agriculture

Competitiveness Project was completed in June, 2020, Jaipur Metro Rail Line 1-Phase-B Project and Rajasthan Urban Sector Development Program (RUIDP-Phase III) were completed in September, 2020. Loan agreement for one new project namely Rajasthan Secondary Towns

Development Sector Project (RSTDSP) has been signed on 12th October, 2020. An outlay of ₹3,064.36 crore kept for ongoing EAPs in financial year 2020-21 against which ₹1,668.34 crore has been utilized up to December, 2020.

Table 10.8 Financial Overview of Ongoing Externally Aided Projects (₹crore)

S. No.	Name of Project/Funding Agency /Project Period	Total Project Cost	Exp. During 2020-21 upto December, 2020	Total Exp. since inception to December, 2020
1.	Rajasthan Forestry & Biodiversity Project Phase-II (JICA) October, 2011 to March, 2021	1152.53	7.53	#1108.47
2.	Rajasthan Agriculture Competitiveness Project (WB) July, 2012 to June, 2020	699.84	69.47	700.65
3.	Rajasthan Rural Water Supply and Fluorosis Mitigation Project – Nagaur (JICA) January, 2013 to January, 2022	2938.00	182.01	@2462.83
4.	Jaipur Metro Rail Line-1 Phase B (ADB) (June, 2014 to September, 2020)	1126.00	44.83	#1034.67
5.	Intra State Transmission System in Rajasthan Under Green Energy Corridors Project (KFW) October, 2015 to December, 2020	793.90	45.57	583.92
6.	Rajasthan Urban Sector Development Program-(RUIDP Phase-III) (ADB) November, 2015 to September, 2020	3672.00	381.15	1649.94
7.	Rajasthan Secondary Town Development Sector Project (RSTDSP) (ADB) October, 2020 to November, 2027	3076.00	50.61	50.61
8.	Rajasthan State Highway Investment Programme-1 (Tranche-I) (ADB) November, 2017 to March, 2022	2452.36	224.95	*2623.87
9.	Rajasthan State Highway Investment Programme-1 (Tranche-II) (ADB) December, 2019 to March, 2024	2617.07	168.46	275.33
10.	Rajasthan State Highway Development Programme-II (World Bank) October, 2019 to March, 2024	2996.70	308.17	490.53
11.	Rajasthan Water Sector Livelihood Improvement Project (JICA) October, 2017 to October, 2024	1069.40	62.68	387.41
12.	Rajasthan Water Sector Restructuring Project for Desert Areas – Tranche 1 (NDB) May, 2018 to August, 2023	958.00	118.64	795.79
13.	Strengthening Public Financial Management in Rajasthan (World Bank) July, 2018 to March, 2024	202.08	4.27	43.73
	Total	23753.88	1668.34	12207.75

including State share of other Schemes. @ Including NRWDP share * Including PPP share

Project-wise progress of the ongoing Externally Aided Projects is summarized as under:-

Rajasthan Forestry and Biodiversity Project Phase-II (RFBP-II) – JICA

This project is funded by the Japan International Corporation Agency (JICA). The project cost is ₹1,152.53 crore in which ₹884.80 crore is JICA loan and rest ₹267.73 crore will be borne by the State Government. Project is effective from October, 2011 and is scheduled to be completed in March, 2021.

The main objective of the project is to enhance forest area and livelihood opportunities of the forest dependent people and to conserve biodiversity by undertaking afforestation and biodiversity conservation measures through Joint Forest Management approach, thereby contributing to environmental conservation and socio-economic development of Rajasthan.

The project activities are being implemented in 15 districts of the State namely Bikaner, Jaisalmer, Jodhpur, Pali, Sikar, Jhunjhunu, Nagaur, Churu, Sirohi, Barmer, Jalore, Bhilwara, Banswara, Dungarpur, Jaipur and 7 wild life sanctuaries namely Kumbhal Garh, Phulwari Ki Nal, Jaisamand, Sitamata, Bassi, Kaila Devi and Raoli Todgarh.

Core activities which are being taken up under the project are afforestation, Biodiversity Conservation, Soil and Water Conservation and Livelihood and poverty alleviation through appropriate forestry practices. Project activities are being executed through Village Forest Protection & Management Committees (VFPMCs), Eco-development Committees (EDCs) and Self Help Groups (SHGs).

Plantation work has been completed in targeted area 83,675 hectare. 2,00,000 cubic meter Check Dam, 5,00,967 Running meter Contour Bonding and Closure of Biodiversity Closures in 5,000 hectare have also been completed under the project. Works have been completed for Machia, Sajjangarh and Nahargarh Biological parks. The work of Abheda Biological Park, Kota is in progress.

Since inception to December, 2020 an amount of ₹1,108.47 crore has been incurred under the project. During the Financial Year 2020-21, an outlay of ₹12.06 crore was fixed against which ₹7.53 crore has been utilized up to December, 2020.

Rajasthan Agricultural Competitiveness Project - World Bank

This project is funded by the World Bank. The revised project cost is ₹699.84 crore in which ₹569.84 crore World Bank and State share and ₹130 crore contributed by farmers. Project is effective from July, 2012 and completed in June, 2020. Now remaining activities will be complete by February, 2021 from front loading amount sanctioned by the World Bank.

The project development objective is to sustainably increase agricultural productivity and farmer's income in selected areas of Rajasthan.

The project execution involves 17 clusters spread over 8 Agro Climatic Zones (ACZs) of the state covering more than 2,76,827 hectare area. Out of these 4 canal water, 3 ground water, 7 watershed clusters and 3 canal plus watershed clusters have been selected for development under the project. Various project activities are being implemented through line departments i.e. Agriculture, Horticulture, Animal Husbandry, Watershed and Soil Conservation, Water Resources and Ground Water Department. The project will directly benefit nearly 2,58,015 farmers, predominantly small holders by sustainably increasing their income levels.

The Agriculture Department constructed 1,190 diggias, established mini sprinklers in 1,447 hectares, sprinkler in 14,707 hectares, crop demonstration laid out on 61,941 hectares, fodder demonstration taken place on 4,320 hectares. 24,527 items were distributed to farmers under Farm Machinery. The Horticulture Department completed greenhouse/shed net house in 4,24,401 Square meter, solar panels/pumps on 1,379 farmers field, demonstration on fruits plants in 1,354 hectares and demonstration laid out on vegetable in 1,795 hectares. Animal Husbandry Department have also distributed 2,097 goats, 5,215 bucks for breed improvement, 27,376 clean milk kits and 7,696 animal health camps have

been organized in selected areas of the project. Similarly under watershed department, in arable area, field bunds established in 15.11 lakh meters, 744 farm pond/dugout ponds, 605 tankas and 74 mini percolation tanks/sunken ponds have been constructed. On non-arable land, 63 nadis, 239 mini percolation tanks and 196 earthen check dams/dugout ponds have been created. Pasture developed on 132 hectares. Also 204 mini percolation tanks, 81 earthen check dams/dugout ponds and 593 water harvesting structures have been created as drainage line treatment. 79 Water User Association buildings completed and rehabilitation and modernization of 3 canals have been completed by water resources department. Ground water department constructed 96 piezometers and observation wells and 83 telemetric digital water level recorders for monitoring of ground water and 199 water meters were installed on farmer's private wells.

The impact of the activities implemented in the project is very encouraging as shown in the report ending March 2019 submitted by the M&E Agency is narrated as below:-

- The water used in Agriculture has been reduced from 2,039 Cubic Meter per hectare to 1,606 Cubic Meter per hectares i.e. 21.2 per cent reduction in water used. Also the water use efficiency has been increased from ₹14.24 per Cubic meter to ₹30.01 per Cubic meter (110.8 per cent).
- There is an increase in productivity of major crops namely Bajra (28 per cent), Wheat (18 per cent), Mustard (25 per cent), Maize (23 per cent), Gram (22 per cent), Barley (34 per cent), over the baseline values due to project activities. The goat weight has increased from 15 Kg to 19.54 Kg per animal. The milk yield has increased from 0.8 liter /animal to 1.09 liter per animal.
- The gross margin has been increased by 49 per cent over the baseline value. The gross irrigated Area has been increased to 57.2 per cent over the baseline of 20 per cent due to new/Improved irrigation facilities.
- The area under less water crops has been increased from 15 per cent to 53.27 per cent due to proper

selection of crops and change in cropping pattern as per the project development objective. On an average 78.4 per cent farm produced has been sold out as per the survey over the base line.

Since inception to December, 2020 an amount of ₹700.65 crore (including ₹149.36 crore contributed by farmers) has been incurred under the project. During the Financial Year 2020-21, an outlay of ₹176 crore was fixed against which ₹69.47 crore has been utilized up to December, 2020.

Rajasthan Rural Water Supply and Fluorosis Mitigation Project - Nagaur – JICA

This project is funded by the Japan International Corporation Agency (JICA). The project cost is ₹2,938 crore in which ₹2,212 crore is JICA loan portion, ₹387 crore will be borne by the State Government and ₹339 crore will be Government of India share. Project is effective from January, 2013 and is scheduled to be completed by January, 2020 which has now been extended up to January, 2022.

The main objectives of the project are creation of sustainable infrastructure for drinking water supply in project area, improvement in health and reduction in instance of water borne disease, Improvement of quality of life and standard of living among the residents especially for women & underprivileged section of society and to make effective & efficient Fluorosis mitigation programme for conducting the survey for prevention and control of Fluorosis.

Under the project, 986 villages and 7 towns i.e. Ladnu, Parbatsar, Makrana, Didwana, Degana, Nawa and Kuchaman of the Nagaur District will get potable water from Indira Gandhi Canal. All 120 beneficiary villages of Jayal-Matasukh regional water supply project and 97 villages of Nawa - Dudu Bisalpur project will also be benefitted in the project. The project consists to develop the infrastructure of water treatment plant of capacity 250 MLD at Nokha Daiya, Bikaner and main pipelines of 477 km, rising pipelines of 1,966 Km, distribution pipeline system consist of 939 km of uPVC & 4,965 km of HDPE, 44 pumping stations along with clear water reservoirs, 294 overhead service reservoir and 316 km electric feeder line for distribution of canal water. It will

benefit the urban population of 6,13,899 souls and rural population of 24,05,000 souls (as projected for the year 2045) with safe drinking water facility.

The work execution of the project has been divided in 10 packages. The work orders for all 9 infrastructure development packages have already been issued out of which 3 Transmission system packages have been completed and water supply has been started. Presently 7 towns and 437 villages benefitted from the project. 2 Cluster Distribution System (CDS) packages (National Rural Drinking Water Program funded) have been completed. Remaining 4 CDS (JICA funded) packages are under progress. The procurement of tenth package i.e. Fluorosis Mitigation Package, re-tendered as per decision of JICA Review Mission, responsibilities for preparation of tender documents and floating of tender for Fluorosis Mitigation Program (FMP) integrated with IEC activities and GIS& MIS component has been entrusted to Water and Sanitation Support Organization (WSSO – PHED) with an estimated cost of ₹50 crore. Tender document has been prepared by WSSO with technical support from PMSC and the bids has been received. Presently, received bids are in evaluation process.

Due to COVID-19 pandemic, CDS works, which were schedule to complete by July 2020, are now expected to complete by June 2021. The Department is making all out efforts to complete the works in extended schedule time period by providing design approvals, quickening the payment procedure, frequent interaction with the PMC, PMSC staff and with the contractors, so as works to proceed in hindrance free environment.

Since inception to December, 2020, an amount of ₹2,462.83 crore has been incurred under the project. During the Financial Year 2020-21, an outlay of ₹213 crore was fixed against which ₹182.01 crore has been utilized up to December, 2020.

Jaipur Metro Rail Line 1 - Phase B Project –ADB

This project is funded by the Asian Development Bank (ADB). The project cost is ₹1,126 crore in which ₹969 crore is ADB loan portion and ₹157 crore

will be borne by the State Government. Project was effective from June, 2014 and completed by September, 2020.

The main objective of the project is to improve mass rapid transit system in the Jaipur city. The project comprises underground rail infrastructure of about 2.44 kilometers length (Chandpole to Badi Chaupar) and 2 Stations.

For 2.44 Km. underground Metro Line, tunneling work between Chandpole to Badi Chaupar has been completed by TBM-1 and TBM-2. The work of track bed concreting, all the five cross passage and all tunneling activities including retrieval of TBMs have been completed. At Chhoti Chaupar and Badi Chaupar underground Station, the works of top slab, roof slab & concourse slab have been completed. Track laying work from Chandpole to Badi Chaupar has been completed and structural work of both of the stations has been completed.

After successful completion of inspection by CMRS (Commissioner Metro Rail Safety, Mumbai) on 17th & 18th March, 2020, CMRS has issued authorization on 21st March, 2020 for opening of passenger traffic from Chandpole to Badi Chaupar. Due to COVID-19 the operation of Phase 1B could not be started in March, 2020, but after approval and consent from Central Government and State Government, Hon'ble Chief Minister inaugurated the section on 23rd September, 2020. The complete section of Phase 1 i.e. Phase 1A and Phase 1B is being regularly operated since 23rd September, 2020 and same was opened for public.

Since inception to December, 2020 an amount of ₹1,034.67 crore has been incurred under the project. During the Financial Year 2020-21, an outlay of ₹134 crore was fixed against which ₹44.83 crore has been utilized up to December, 2020.

Intra State Transmission System in Rajasthan under Green Energy Corridors Project (KfW)

This project is funded by the KfW, Frankfurt am Main, Germany. The original project cost was ₹1,018.30 crore. Some projects have been dropped /deferred and some new projects have been taken up,

hence, the project cost has been revised to ₹793.90 crore in which 60 per cent (₹476.34 crore) is KfW loan and 40 per cent (₹317.56 crore) is National Clean Energy Fund (NCEF) grant. Project is effective from October, 2015 and scheduled to be completed by December, 2020. The State Government has requested to KfW through Department of Economic Affairs, Government of India for extension of the project period up to June, 2021.

To harness the Wind and Solar potential in Western Rajasthan, Power Evacuation scheme in Jaisalmer, Barmer, Bikaner and Jodhpur are being taken up under the project.

The existing Power Evacuation scheme in Jaisalmer, Barmer, Bikaner and Jodhpur area for funding through KfW having aggregated cost of ₹1,018.30 crore (Including Interest During Construction) was consisting of 11 Nos. of ICB packages. The contracts worth ₹532 crore (Estimated as per DPR) have already been awarded which includes construction of 1No. 400kV GSS (2x500MVA) at Jaisalmer-2 along with associated transmission lines of approx – 320 Km. The work under these projects has been completed.

The balance scheme costing ₹486.32 crore was deferred after discussions with Rajasthan Renewable Energy Corporation as the wind and solar power developers were not installing their plants at the pace earlier envisaged. The KfW, Ministry of New Renewable Energy (MNRE) and Central Electricity Authority (CEA) has given their consent for implementation of already approved alternate transmission schemes of ₹261.96 crore in place of deferred scheme of ₹486.32 crore for evacuation of generation from solar and wind power plants in Jaisalmer, Barmer, Bikaner and Jodhpur districts of Rajasthan for KfW funding. The work of 220kV GSS Chhatargarh along with associated lines, 220 KV D/C Akal- Jaisalmer-2 line worth ₹203.27 crore are likely to be completed by January, 2021. The EHV works to increase transformer capacity (MVA) at 400kV GSS Akal

worth ₹58.69 crore are likely to be completed by March, 2021.

Since inception to December, 2020, an amount of ₹583.92 crore has been incurred under the project. During the Financial Year 2020-21, an outlay of ₹50.43 crore was fixed against which ₹45.57 crore has been utilized up to December, 2020.

Rajasthan Urban Sector Development Program (RUSDP- RUIDP Phase III)-ADB

This project is funded by the Asian Development Bank (ADB). RUSDP comprises Project Loan of US\$ 250 Million & Program loan of US\$ 250 Million. Total Program size is US\$ 610 million (Estimated to ₹3,672 crore including ₹660 crore State share). Project is effective from November, 2015 and was scheduled to be completed by September, 2020. The Project loan has been closed in the month of September 2020. Now State Government has decided to complete the remaining works under State fund up to June, 2022.

Main objective of the project is to improve service delivery in water supply, sewerage sectors including total sanitation to the residents of the selected cities of Rajasthan.

Project Loan component is being used in water distribution network improvements and sewerage systems in the five project cities namely Tonk, Sriganganagar, Jhunjhunu, Pali and Bhilwara (sewerage only). Main work under the project will be related to water supply distribution, network improvement on district metered area basis for continuous pressurized supply, non revenue water reduction and 100 per cent metered house service connections and sewerage network, treatment, house connections, reuse of treated effluent etc. Provision of long term (10Years) Operation and Maintenance is included in the contracts. Works are under progress in all selected towns.

Program Loan component is to support policy reforms and consolidate institutional development and governance improvement in the urban sector in the State. Sewerage works in Hanumangarh,

Bikaner, Jhalawar, Sawai Madhopur, Kota, Mount Abu and Udaipur and drainage works in Banswara are included in program loan. Program loan fund has been released in two tranches each amounting of US\$ 125 million against compliance of agreed policy reforms.

From Project loan component, Sewer line of 933 km. out of 1,573 km., 2 sewerage treatment plant (STP) out of 5 STP and 2 sewerage pumping station (SPS) out of 7 SPS have been completed in sewerage sector. Water supply line of 1,540 km out of 2,134 km. and 8 water tanks out of 12, one water treatment plant out of 2, 6 clear water reservoir out of 9 are completed.

From Program loan component, Sewer line of 650 km. out of 1,232 km and drain work of length 13 km has been completed. Other allied works 14 STP and 13 SPS are under progress. Drainage works in Banswara has been completed. Sewerage works of Bikaner, Jhalawar, Sawai Madhopur, Kota, Mount Abu and Udaipur works are under progress and work of Hanumangarh town is terminated due to poor performance of contractor.

Since inception to December, 2020 an amount of ₹1,649.94 crore has been incurred under the project. During the Financial Year 2020-21, an outlay of ₹505 crore was fixed against which ₹381.15 crore has been utilized up to December, 2020.

Rajasthan Secondary Town Development Sector Program (RSTDSP) -ADB

This project is funded by the Asian Development Bank (ADB). The Project cost is ₹3,076 crore in which ₹2,154 crore (US\$300 Million) will be funded by the ADB and ₹922 crore (US\$128.50 Million) will be borne by the State Government. Loan agreement has been signed on 12th October, 2020. Project is to be completed in November, 2027.

The objective of the project is to improved water supply and sanitation in project towns of the State. The project includes interventions in 14 towns. Under the project sewerage & water supply works will be executed in 7 towns namely Abu Road, Banswara, Khetri, Kuchaman, Mandawa, Sardarshahar and

Sirohi. Similarly sewerage works in 6 towns namely Makrana, Pratapgah, Ratangarh, Didwana, Fatehpur and Ladnu have been included and water supply works will be executed in remaining Laxmangarh town. Works amounting to ₹1,209.99 crore have been awarded for 7 towns namely Fatehpur, Ratangarh, Laxmangarh, Sardarshahar, Pratapgah, Sirohi and Abu Road.

Since inception to December, 2020 an amount of ₹50.61 crore has been incurred under the project. During the Financial Year 2020-21, an outlay of ₹175 crore was fixed against which ₹50.61 crore has been utilized up to December, 2020.

Rajasthan State Highway Investment Program-1 (RSHIP-I)-ADB

This project is funded by the Asian Development Bank (ADB). The project cost is ₹2,452.36 crore in which ₹1,430 crore (US\$220 Million) is ADB loan portion and ₹224.39 crore will be borne by the State Government and ₹797.97 crore is Private Share. Project is effective from November, 2017 and scheduled to be completed by March, 2022.

The objective of the project is to improve transport efficiency and safety on State highways. The project comprises the upgrading of around 1,000 km. of State highways and Major District Roads (MDRs) to 2 lane or intermediate lane standards and capacity building of PPP division by preparing and piloting streamlined business processes and procedures for road asset management, road safety and project management.

4 Packages comprising of 16 Highways of 980 km. length have been awarded for development (3 Packages comprising of 12 Highways of length 746 km. on PPP Hybrid Annuity mode and 1 Package comprising of 4 Highways of length 234 km. on EPC mode). By the end of December, 2020 work has completed in a length of 960 km. and Tolling has commenced on 12 Highways of 797 km. completed length.

Since inception to December, 2020, an amount of ₹2,623.87 crore has been incurred under the project. During the Financial Year 2020-21, an outlay of ₹181

crore was fixed against which ₹224.95 crore has been utilized up to December, 2020.

Rajasthan State Highway Investment Program-Project-II (RSHIP-II)-ADB

This project is funded by the Asian Development Bank (ADB). The project cost is ₹2,617.07 crore in which ₹1,310.81 crore is ADB loan portion and ₹849.20 crore will be borne by the State Government and ₹457.06 crore is Private Share. Project is effective from December, 2019 and scheduled to be completed by March, 2024.

The objective of the project is to improve transportation efficiency and safety on State Highways. The project comprises the construction or rehabilitation, operation and maintenance of about 754 km. of State highways and Major District Roads (MDRs) to 2 lane or intermediate-lane standards, incorporated with road safety and climate change adaptation features and enhance the project management capacity of Public Private Partnership Division of the Public Works Department (PWD), in particular on safeguards implementation and monitoring and road safety.

Development work of 6 Packages comprising of 11 Highways of 754 km. length are proposed to be developed under this Project. 4 Packages comprising of 6 Highways of length 474 km. are proposed on EPC mode and 2 Packages comprising of 5 Highways of length 280 km are proposed on Hybrid Annuity mode. Work on all 6 Highways awarded on EPC mode is under progress. By the end of December 2020 Dense Bituminous Macadam / Bituminous Macadam / Pavement quality Concrete (DBM/BC and PQC) work has completed in a length of 177 km. against a target of 188 km. stipulated for this Financial Year.

Due to impact of COVID-19, completion of these ongoing 6 projects is likely to be delayed. To overcome the impact on the project, issuance of Bids for 5 Highways of length 280 km. on Hybrid Annuity Mode has been delayed so that no additional liability is created in current financial year.

Since inception to December, 2020, an amount of

₹275.33 crore has been incurred under the project. During the Financial Year 2020-21, an outlay of ₹300 crore was fixed against which ₹168.46 crore has been utilized up to December, 2020.

Rajasthan State Highways Development Program-II Project (RSHDP) -World Bank

This project is funded by the World Bank. The project cost is ₹2,996.70 crore in which ₹1,779.43 crore is World Bank loan portion and ₹893.63 crore will be borne by the State Government and ₹323.64 crore is Private Share. Project is effective from October, 2019 and scheduled to be completed by March, 2024.

The objective of the project is to build capacity for better management of the State Highways and improve traffic flows on selected State Highways in the Rajasthan.

The Project shall comprise the up-gradation of 816 km. of State Highways to 2 lane or intermediate lane standards; and Operationalization of Rajasthan State Highway Authority, Institutional strengthening, Road Safety, Project Management support.

8 Packages comprising of 11 Highways of 816 km. length are proposed to be developed under this Project. 3 Packages comprising of 3 Highways of 328 km. length have been awarded for development on EPC mode wherein works are under progress. By the end of December 2020, DBM/BC and PQC work has completed in a length of 293 km. against a cumulative target of 329 km. stipulated up to the end of this Financial Year. Bids of 3 Highways of 178 km. length have been invited. To overcome the impact of COVID-19 and looking to the available financial resources with the Government, invitation of Bids for 3 Highways of 328 km. on EPC Mode was delayed so that no additional liability could be created for 2020-21. Similarly, invitation of Bids for 5 Highways of length 309 km. on Hybrid Annuity Mode has also been delayed so that no additional liability is created in current financial year.

Since inception to December, 2020 an amount of ₹490.53 crore has been incurred under the project. During the Financial Year 2020-21, an outlay of

₹450.70 crore was fixed against which ₹308.17 crore has been utilized up to December, 2020.

Rajasthan Water Sector Livelihood Improvement Project (RWSLIP)-JICA

This project is funded by the Japan International Corporation Agency (JICA). The estimated cost of the project is ₹2,348.87 crore. JICA will finance the project in 2 tranches and there would be 2 separate loan agreements for each tranche. The Project cost of tranche-1 is ₹1,069.40 crore (16,148 Million Yen) in which ₹908.94 crore (13,725 Million Yen) will be funded by JICA and ₹160.46 crore (2,423 Million Yen) will be borne by the State Government. Project is effective from October, 2017 and scheduled to be completed by October, 2024.

Under the project, works for rehabilitation and renovation of 137 irrigation projects in 27 districts are to be taken up. Total cultivable command area (CCA) to be treated under the project is 4.70 lakh hectare.

65 minor and medium irrigation projects of CCA 2.62 lakh hectare, of 21 districts of State namely Alwar, Ajmer, Baran, Bharatpur, Bhilwara, Bundi, Chittorgarh, Dholpur, Dungarpur, Sriganganagar, Hanumangarh, Jhalawar, Karauli, Kota, Pali, Pratapgarh, Sawai-Madhopur, Sikar, Sirohi, Tonk and Udaipur will be rehabilitated under the tranche-1.

Out of 65 sub-projects, rehabilitation works of 46 sub projects are in progress. Civil works of 7 sub-projects have been completed. Tender of remaining 12 sub-projects is under process.

Since inception to December, 2020 an amount of ₹387.41 crore has been incurred under the project. During the Financial Year 2020-21, an outlay of ₹465.40 crore was fixed against which ₹62.68 crore has been utilized up to December, 2020.

Rajasthan Water Sector Restructuring Project for Desert Areas – Tranche- 1 -NDB

This project is funded by the New Development Bank (NDB). The project cost is estimated as ₹3,291.63 crore and proposed to be executed in 5 years in 3 overlapping tranches. The First tranche cost is ₹958

crore in which ₹669.40 crore (US\$100 Million) will be funded by NDB and ₹288.60 crore (US\$43.11 Million) will be borne by the State Government. Project is effective from May, 2018 and scheduled to be completed by August, 2023.

Under this project works of relining of Indira Gandhi Feeder (IGF) and Indira Gandhi Main Canal (IGMC) in a length of 114 km., rehabilitation / restoration / rectification of distribution system, reclamation of waterlogged area in 22,851 hectare, micro irrigation works and other command area development works will be executed.

With the implementation of this project, 22,851 hectare of water logged land of Hanumangarh and Sriganganagar districts will be reclaimed and 1,100 cusecs of water will be saved which will be utilized for further better irrigation and drinking water supplies in districts of Hanumangarh, Sriganganagar, Nagour, Jodhpur, Barmer, Bikaner, Jaisalmer, Jhunjhunu, Sikar and Churu districts of Rajasthan. Besides this, surplus water of Ravi-Beas Rivers going waste will also be utilized.

Under the project, Relining work of IGF and IGMC 30.42 km. and civil emergent repair and maintenance (ERM) works on all distribution system canals 786.46 km. have been completed.

In closure 2020, relining works of IGF/IGMN in 73 packages (total length 43.43 km. costing ₹205 crore.) were proposed but due to COVID-19 and country wide lockdown these closure works could not be executed therefore deferred by one year. After deferment of closure works, Water Resources Department, Government of Rajasthan is focusing on new ERM works to meet the target expenditure. Under new ERM Works, WRD invited tenders of 11 packages costing ₹302.79 crore.

Since inception to December, 2020 an amount of ₹795.79 crore has been incurred under the project. During the Financial Year 2020-21, an outlay of ₹378.70 crore was fixed against which ₹118.64 crore has been utilized up to December, 2020.

Strengthening Public Financial Management (SPFM) in Rajasthan Project-World Bank

This project is funded by the World Bank. The Project cost is ₹202.08 crore in which ₹141.46 crore (US\$21.7 Million) will be funded by the World Bank and ₹60.62 crore (US\$9.30 Million) will be borne by the State Government. Project is effective from 26th July, 2018 and scheduled to be completed by March, 2024.

The objective of the project is to contribute to better planning and budget execution to enhance transparency, accountability and efficiency in public spending, and strengthen revenue systems and capacity. SPFM project has procured various consultancies and IT hardware equipment for the departments covered under the project.

The proposed project components are:

- Strengthening Public Financial Management Framework
- Strengthening Expenditure and Revenue System
- Project Management and Capacity Building

SPFM Project has executed 11 Consultancy assignments, out of which 5 are completed and rest 6 are ongoing.

Since inception to December, 2020 an amount of ₹43.73 crore has been incurred under the project. During the Financial Year 2020-21, an outlay of ₹23.07 crore was fixed against which ₹4.27 crore has been utilized up to December, 2020.

PUBLIC PRIVATE PARTNERSHIP

Introduction

Infrastructure is an important determinant of productivity, development, and poverty reduction. Sufficient capacity across infrastructure sectors leads to higher productivity, lower transport and logistics cost, and enhanced competitiveness. Rapid economic growth, growing urban population, increasing rural-urban migration, and all-round social and economic development have compounded the pressure on the existing infrastructure. Government budgetary resources are increasingly constrained in

financing the rising demand for public infrastructure.

Government of Rajasthan recognizes the need for promoting “Public Private Partnerships” (PPPs) as an important strategy for the overall objective of spurring innovations and efficiency in the provisioning of infrastructure through leveraging of private capital.

Government of Rajasthan is committed to adding value and ensuring efficiency in public services delivery to its residents, and to continuously create and upgrade quality public infrastructure across the State. To this end, the Government has also been harnessing private sector efficiency, initiative and finance through Public Private Partnerships (PPPs).

Policy initiatives to promote private participation

To provide and support an increasing role for PPP – both in creating new infrastructure assets as well as in managing assets already created, the State has witnessed considerable growth over the years, with particularly successful implementation in the road, energy, urban infrastructure and health sectors arising out of a number of policy and institutional initiatives taken by the State Government.

Some of the key initiatives of the State Government aimed at creating an enabling environment for promoting private participation are outlined below:

A. Institutional Arrangement

To provide an effective arrangement for successful development and execution of PPP projects in the State, the State Government has adopted, a three-tier institutional framework comprising the following:-

1) Approving Committee(s):

a) Council for Infrastructure Development (CID)

- With a view to decide on the policy issues pertaining to infrastructure projects, specifically in relation to projects being developed on Public Private Partnership (PPP) basis, State Government has set up a Council for Infrastructure Development (CID) under the chairmanship of the Hon'ble Chief Minister. The CID decides on various policy issues and grants approval of PPP projects, if project cost is higher than ₹500 crore.

b) Empowered Committee for Infrastructure Development (ECID) - To facilitate the functioning of the CID, the State Government has also constituted an Empowered Committee for Infrastructure Development (ECID) under the chairmanship of the Chief Secretary. The ECID formulates, reviews, and recommends policy papers and proposals for submission to the CID and it also monitors and follow up on implementation of the decisions taken by the CID. It also undertakes such other actions, as may be necessary, in furtherance of the objectives of the CID. Planning Department serves as the secretariat of the CID and ECID.

c) Empowered Committee for Road Sector Projects - In order to consider and approve the road sector projects forming part of the Rajasthan State Highways Development Programme (RSHDP), an Empowered Committee has been constituted separately under the chairmanship of Chief Secretary. The Administrative Department of this Empowered Committee is the Public Works Department (PWD).

d) State Level Empowered Committee (SLEC) for Swiss Challenge Proposals - A State Level Empowered Committee (SLEC) has also been set up under the chairmanship of Chief Secretary for the projects under Swiss Challenge Method in accordance with the Rajasthan Transparency in Public Procurement (Amendment) Rules, 2015. The SLEC considers, examines and accords approval of the project proposals (both PPP and Non-PPP) received under the Swiss Challenge Method. The Administrative Department of this Empowered Committee is the Planning Department.

2) PPP Cell (Nodal Agency) - The PPP Cell was created in the Planning Department in 2007-08 as the State Nodal Agency to co-ordinate efforts of the State Government regarding projects entailing public-private participation. It serves as the repository of all information relating to PPP in the State including best practices, guidelines, schemes, etc. It also serves as the secretariat of CID, ECID and SLEC. The PPP Cell is under the direct supervision of the Secretary-in-Charge of Planning Department, who act as the State

PPP Nodal Officer.

3) Respective Administrative Departments/ Agencies (Implementing Agency) - Administrative departments/agencies of the Government of Rajasthan are competent to identify, develop and execute projects under the PPP modality in all subject areas of their jurisdiction as laid down in the Rajasthan Rules of Business issued by the Government of Rajasthan.

B. Joint Ventures promoted by State Government with private Sector participation

- 1) Project Development Company of Rajasthan (PDCOR)** was incorporated as a Joint Venture company in December, 1997 to assist State Government's departments and statutory authorities to develop bankable infrastructure projects in the PPP mode.
- 2) Road Development Company of Rajasthan (RIDCOR)** was developed in 2004 to implement 'Mega Highways Project' in the State.
- 3) Saurya Urja Company of Rajasthan Ltd (SUCRL)** was developed in 2014 for development of 1000 MW Solar Parks at Bhadla (Jodhpur) in phased manner.
- 4) Essel Saurya Urja Company of Rajasthan Ltd (ESUCRL)** was developed in 2014 for development of 750 MW Solar Parks at Jodhpur and Jaisalmer in phased manner.
- 5) Adani Renewable Energy Park Rajasthan Ltd (AREPRL)** was developed in 2015 for development of 2000 MW Solar Parks at Jaisalmer and Bhadla (Jodhpur) in phased manner.

C. Project Development Funds (PDFs)

A fund of ₹4.50 crore was created for an initial term of 5 years in 2003, subsequently extended by further one year for assisting development of infrastructure projects in the State with private sector participation.

Rajasthan Infrastructure Project Development Fund (RIPDF) was also created in 2011 with an initial

corpus of ₹25 crore for assisting and supporting development of infrastructure projects in the State with private sector participation. RIPDF stands dissolved with effect from 18th June, 2015.

Now the administrative departments concerned can meet the cost of project development requirements of different projects from either their specific/within budgetary provisions or seek central assistance under India Infrastructure Project Development Fund (IIPDF).

D. Transaction Advisory Services

State Administrative Departments are competent to procure transaction advisory services (Financial Consultants, Technical Consultants and Legal Advisers) through open advertising route as per the procedure laid down under the Rajasthan Transparency in Public Procurement (RTPP) Rules, 2013. The RTPP Rules, 2013 also provides hiring of consultancy services, on performance from any of the following:-

- 1) Rajasthan State Road Development Corporation (RSRDC)
- 2) WAPCOS, a public sector enterprise under the aegis of the Union Ministry of Water Resource, River Development & Ganga Rejuvenation, Government of India.
- 3) NABCON, a wholly owned subsidiary of NABARD.
- 4) RITES Ltd., a public sector enterprise under the aegis of Indian Railways, Government of India.
- 5) PFC Consulting Limited (PFCCCL), a wholly owned subsidiary of Power Finance Corporation Limited (PFC), Government of India.
- 6) Energy Efficiency Services Limited (EESL), a joint venture company of NTPC Limited, Power Finance Corporation (PFC), Rural Electrification Corporation Limited (REC) and POWERGRID."

E. Viability Gap Funding Scheme

State Government had issued a Social Sector Viability Gap Funding Scheme in 2007 for promoting PPPs in the social sector.

The infrastructure projects being developed on PPP format that are economically justified but commercially unviable due to large capital investment requirements, long gestation periods and inability to increase user charges to commercial levels, etc. can attract financial assistance as capital subsidy under the "Scheme for Financial Support to PPPs in Infrastructure" of Government of India. The scheme has been revamped by Government of India in November, 2020 to provide enhanced VGF support to social infrastructure as per the following sub-schemes:-

Sub-Scheme-1: Enhanced VGF support can be provided by Government of India/State Government for Capital Expenditure (Capex) maximum upto 60 per cent of Total Project Cost (30 per cent + 30 per cent each) to social sector projects such as Waste Water Treatment, Water Supply, Solid Waste Management, Health and Education Sectors with 100 per cent Operational Cost recovery.

Sub-Scheme-2: It is limited to support demonstration pilot projects in the Health and Education sectors only. The projects eligible under this category should have at least 50 per cent Operational Cost recovery. The Central Government will provide VGF support for Capex maximum upto 40 per cent of the TPC of the project and State Government may provide further VGF support upto maximum 40 per cent of the TPC.

In addition, the Government of India and State Government can provide VGF support maximum upto 50 per cent (25 per cent + 25per cent each) of Operation & Maintenance (O&M) costs for the first 5 years after Commercial Operation Date (COD).

All other sectors covered under the scheme will continue getting VGF support for Capex upto 40 per cent of the TPC of the project where the Central Government will provide VGF support for Capex upto maximum 20 per cent of the TPC of the project and State Government may provide further VGF support for Capex maximum upto 20 per cent of the TPC.

F. Monitoring Mechanism

Progress of State's PPP projects are regularly monitored both at project authority level on monthly basis and at departmental level on monthly/quarterly basis.

The PPP Cell of Planning Department also reviews the status of State's PPP projects on quarterly basis under three categories viz., completed projects, projects under implementation and projects under planning or in pipeline.

G. Other Enabling Efforts

Enabling environment for PPPs has also been facilitated by the following:-

1) Road Development Policy, 2013

Rajasthan was the first State to formulate a policy for Build-Operate-Transfer (BOT) projects in 1994 to facilitate the entry of private sector in the roads sector under the State Road Development Policy, 1994. The State has been in the forefront of successfully implementing a number of road sector projects in the recent past.

2) Rajasthan State Road Development Fund Act, 2004

State Road Development Fund Act, 2004 was enacted. Under the Act, a non-lapsable State Road Development Fund (SRF) was created through levy of ₹1 Cess on petrol/diesel. The levy is revised from time to time. The funds collected under the Act are being utilized for development and maintenance of State Roads.

3) Rajasthan State Highways Act, 2014

The State has enacted a comprehensive Rajasthan State Highways Act in 2015 to facilitate the declaration, development, operation, safety, regulation of highways, use of land appurtenant thereto, acquisition of land for highways/other roads, constitution of the Rajasthan State Highways Authority and for matters connected therewith or incidental thereto.

4) Capacity Building

The State Government recognizes that successful management and implementation of PPP projects on a sustainable basis requires the development of adequate capacities amongst public institutions, government officials and all other stakeholders. To this end, the PPP Cell of Planning Department is assisting the nodal officers of administrative departments in developing capacities for identification, procurement and post-award management of PPP projects.

The National PPP Capacity Building Programme (NPCBP) launched by Department of Economic Affairs, Ministry of Finance, Government of India in the year 2010 with support of KfW (German Development Bank) was rolled out successfully in the State of Rajasthan. The aim was to enhance capacities of senior and middle level officers of Administrative Departments/ Implementing Agencies concerned at large to enable them in conceptualizing, structuring, awarding, implementing and monitoring of the PPP projects.

To mark the culmination of the NPCBP, the PPP Cell of Planning Department, Government of Rajasthan was awarded by Department of Economic Affairs, Ministry of Finance, Government of India in March, 2014 for commendable contribution in the implementation of the programme.

The PPP Cell of Planning Department has been providing resource support on PPPs to all the national and state training institutes' available in the State.

H. Status of State's PPP Projects

Considerable development has taken place in the road, energy, urban infrastructure, tourism and social sectors. A collective summery of State's PPP projects under three categories viz. completed projects, projects under implementations and projects under planning or in pipeline as on 31st December, 2020 is shown in table 10.9.

Table 10.9 Sector-wise PPP Projects at a glance as on 31st December, 2020

S. No.	Sector	Projects completed so far		Projects under implementation		Projects under planning or in pipeline	
		No.	₹Crore	No.	₹Crore.	No.	₹Crore
1	Roads (SH & NH)	70	8142.29	5	597.87	10	1565.04
2	Urban Infrastructure *	25	455.74	10	610.97	18	13326.35
3	Power	11	7097.90	9	1335.92	3	1635.45
4	Water	1	46.00	-	-	1	365.00
5	IT	1	54.01	-	-	-	-
6	Social*	61	607.12	6	40.60	6	217.43
7	Others	15	160.36	1	14.06	1	1.00
Total		184	16563.42	31	2599.42	39	17110.27

* Note: Projects for Operation of Public Convenience in various cities, Run-a-PHCs & attached Sub-centres, Operation of CT Scan Machines, Installation & Operation of CT Scan/MRI Machines, Operation of IVF Centers and Operation of Haemodialysis, Automated Driving Tracks and Foot Over Bridges have been shown as a single project in the respective category.

The above summary indicates that while 184 projects with an investment of ₹16,563.42 crore have been completed as on 31st December, 2020, 31 projects with an investment of ₹2,599.42 crore are currently under implementation and another 39 projects involving an investment of ₹17,110.27 crore are under planning or in the pipeline.



SUSTAINABLE DEVELOPMENT GOALS (SDGs)

- "Transforming our World: the 2030 Agenda for Sustainable Development" consisting of 17 Sustainable Development Goals (SDGs) and associated 169 targets. It is adopted by 193 Nations in United Nations (UN) General Assembly's 70th Session held on 25th September 2015. These were came into force with effect from 01st January, 2016.
- SDGs are universal, interconnected and indivisible and hence necessitate comprehensive and participatory approaches in bringing everybody together so that "Leaving No One Behind".
- NITI Aayog is Nodal for SDGs in India and has released two versions of SDG India Index Report. MoSPI has designed the National Indicator Framework consisting of 302 (in present) indicators for monitoring of SDGs.
- Government of Rajasthan is committed to realizing and achieve SDG Agenda 2030 and taken significant initiatives and strives.
- Planning Department is the Nodal Department and Centre for SDG Implementation is working in Directorate of Economics and Statistics.
- State and District level implementation and monitoring committee are institutionalized in the state.
- State also has released a Sustainable Development Goals Index 1.0 to measure the performance of districts on the SDGs and build healthy competitiveness among districts.

BACKGROUND

With the aim of taking forward the success of Millennium Development Goals, the United Nations (UN) General Assembly, in its 70th Session held on 25th September 2015, adopted the framework titled "**Transforming our World: the 2030 Agenda for Sustainable Development**".

This agenda is a plan of action for people, planet and prosperity. It also seeks to strengthen universal peace in larger freedom. It recognizes that eradicating poverty in all its forms and dimensions, including extreme poverty, is the greatest global challenge and an indispensable requirement for sustainable development.

The agenda 2030 for Sustainable Development is a plan of action focusing on following 5 Ps:

People: To end poverty and hunger, in all their forms and dimensions, and to ensure that all human beings

can fulfill their potential in dignity and equality and in a healthy environment.

Planet: To protect the planet from degradation, including through sustainable consumption and production, sustainably managing its natural resources and taking urgent action on climate change, so that it can support the needs of the present and future generations.

Prosperity: To ensure that all human beings can enjoy prosperous and fulfilling lives and that economic, social and technological progress occurs in harmony with nature.

Peace: To foster peaceful, just and inclusive societies which are free from fear and violence. There can be no sustainable development without peace and no peace without sustainable development.

Partnership: To mobilize the means required to implement this agenda through a revitalized Global


Partnership for Sustainable Development, based on a spirit of strengthened global solidarity, focused in particular on the needs of the poorest and most vulnerable and with the participation of all countries, all stakeholders and all people.

The framework accepted by all countries consists of 17 Sustainable Development Goals and 169 targets which demonstrate the scale and ambition of this new universal Agenda. They seek to build on the Millennium Development Goals and complete what they did not achieve. They seek to realize the human rights to all and to achieve gender equality and empowerment of all women and girls. They are integrated and indivisible and balance the three

dimensions of sustainable development: the economic, social and environmental.

SDGs are universal (for all nations - developed, developing and least developed), interconnected and indivisible and hence necessitate comprehensive and participatory approaches in bringing everybody together so that **“No one left Behind”**. The inter linkages and integrated nature of the Sustainable Development Goals are of crucial importance in ensuring that the purpose of the new Agenda is realized. If we realize our ambitions across the full extent of the Agenda, the lives of all will be profoundly improved and our world will be transformed for the better.

Figure 11.1 SDGs 2030 Global Agenda



The 17 SDGs and associated 169 targets came into force with effect from 01st January, 2016. In present, the United Nations has developed 247 global indicators for monitoring of SDGs. The SDGs are not legally binding, but have become de-facto international obligations and have potential to reorient domestic spending priorities of the countries during the next 15 years. Countries are expected to take ownership and establish a national monitoring framework for achieving these goals. Implementation and success will depend on

countries own sustainable development policies, plans and programmes.

SUSTAINABLE DEVELOPMENT GOALS

Goal 1: No Poverty



Poverty is a multi-dimensional phenomenon. It not only indicates the lack of income or access to resources but it also manifests in the form of diminished

opportunities for education, hunger and malnutrition, social discrimination and the inability to participate in decision-making processes. Eradicating poverty in all its forms remains one of the greatest challenges before the mankind. One should not forget that the extreme deprivation is not just about wellbeing and opportunity, it is a question of survival also. This Goal has 7 targets to measure the progress of nation in ending poverty, in all its forms, from everywhere. The national indicator framework comprise of 21 indicators for this goal.

Goal 2: Zero Hunger



SDG 2 aims to end all forms of hunger and malnutrition by 2030, making sure that all people, especially those in vulnerable situations, have sufficient nutritious food all year. It also aims to double agricultural productivity in next 15 years and generate decent incomes, while supporting people-centered rural development and protecting the environment. The role of measures such as promoting sustainable agriculture, supporting small-scale farmers and creating equal access to land, technology and markets is central to eradication of hunger and poverty. It also requires international cooperation to ensure investment in infrastructure and technology to improve agricultural productivity. This Goal has 8 targets to measure the availability of food, improvement in nutrition and promotion of sustainable agriculture. In the National Indicator Framework, there are 19 indicators enlisted for measuring the performance of states and UTs for this goal.

Goal 3: Good Health and Well Being



Branching from the Millennium Development Goals (MDGs) which placed focus on reducing child mortality, improving maternal health and tackling HIV/AIDS, tuberculosis, malaria and other diseases, Goal 3 of the 2030 agenda addresses all major health priorities, including reproductive, maternal and child health; communicable, non-communicable and environmental diseases; universal health coverage; and access to safe, effective, quality and affordable medicines and vaccines. Occurrence of disease

impacts the overall well-being of an individual, burdens family and public resources, weakens societies. Goal 3 aims to address the various emerging health issues of the ever-changing world. The Goal has 13 targets to measure the healthy lives and promoting well-being for all. A total of 42 indicators have been identified at national level to measure and monitor the progress of these targets.

Goal 4: Quality Education



The opportunity of receiving quality education is the foundation to improving people's lives and sustainable development. The SDG 4 aims to ensure the completion of primary and secondary education by all boys and girls, and guarantee opportunities for equal access to quality technical and vocational education for everyone. It also aims to provide equal access to affordable vocational training, to eliminate gender and wealth disparities, and achieve universal access to a quality higher education. This goal has 10 targets to measure the inclusive and equitable quality education and promote lifelong learning opportunities. A total of 19 indicators have been identified at national level to monitor the progress of these targets.

Goal 5: Gender Equality



Ending all forms of discrimination against women and girls is not only a basic human right but also it is crucial for sustainable future of societies. Providing women and girls with equal access to education, health care, decent work, and representation in political and economic decision making processes will achieve sustainable economies and benefit societies and humanity at large. Goal 5 aims to ensure end to all forms of discrimination against women and girls everywhere. It is vital to give women equal rights on land and property, sexual and reproductive health, and to technology and the internet. Today there are more women in public offices than ever before, but encouraging more women leaders will help achieve greater gender equality. This Goal has 9 targets to monitor gender equality and ensure empowerment of women and girls. A total of 29 indicators have been identified at

national level to monitor the progress of these targets.

Goal 6: Clean Water and Sanitation



The importance of clean water and sanitation in human life needs no emphasis. Clean water and Sanitation protects people from disease and enables them to be economically more productive. Water scarcity, poor water quality and inadequate sanitation negatively impacts food security, livelihood choices and educational opportunities for poor families across the world. The SDG 6 ensures availability and sustainable management of water and sanitation for all and reflects the increased attention on water and sanitation in the global political arena. The 2030 Agenda recognizes that social development and economic prosperity depends on the sustainable management of freshwater resources and ecosystems. There are 8 SDG targets under the goal to ensure the availability and sustainable management of water and sanitation for all. A sum of 16 indicators have been identified at national level to measure and monitor the progress of these targets.

Goal 7: Affordable and Clean Energy



The role of energy is critical in fueling the engine of growth and its role can't be undermined in the development process of the societies. It is in the center of nearly every major challenge and opportunity of the world which are either related to starting a business or increasing the food production or incomes etc. Sustainable energy is an opportunity that can transform lives, economies and the planet. Goal 7 aims to improve energy efficiency, increase use of renewable sources and promotion of sustainable and modern energy for all. There are 5 targets under this goal to ensure access to affordable, reliable, sustainable and modern energy for all. A total of 5 indicators have been identified at national level to measure and monitor the progress of these targets.

Goal 8: Decent Work and Economic Growth



The SDG 8 aims to encourage sustained economic growth by achieving higher levels of productivity and through

technological innovation. Promoting policies that encourage entrepreneurship and job creation are key to this Goal, as are effective measures to eradicate forced labour, slavery and human trafficking. The goal is to achieve full and productive employment and decent work, reduce informal employment and the gender pay gap and promote safe and secure working environments for all women and men by 2030. There are 12 targets under this goal to ensure decent work for all and economic growth of the societies. A total of 32 indicators have been identified at national level to measure and monitor the progress of the goal.

Goal 9: Industry, Innovation and Infrastructure



The aim of SDG 9 is to develop quality, reliable, sustainable and resilient infrastructure, support economic development and human well-being, and facilitate sustainable and resilient infrastructure development with a focus on affordable and equitable access for all and to promote inclusive and sustainable industrialization among many targets. Investment in various infrastructure sectors like transport, irrigation, energy etc. is vital to ensuring sustainable development of many countries. This goal has 8 targets to measure its progress. A total of 16 indicators have been identified at national level to measure and monitor the progress of these targets.

Goal 10: Reduced Inequalities



The inequalities in income and wealth are severe and have been widening globally. The SDG 10 aims to reduce inequality which persists in income as well as that based on age, sex, disability, religion or economic or other status within a country as well as among countries. Inequality is not only a barrier to progress but also deprives people from opportunities and ultimately leads to the conditions of extreme poverty. This Goal has 10 targets to reduce the inequality mainly by regulating and monitoring the financial markets and institutions, encouraging development assistance and foreign direct investment to regions where required. A total of 9 indicators have been identified at national level to measure and monitor the progress of these targets.

Goal 11: Sustainable Cities and Communities



The sustainable development of cities plays a vital role in development of the nations as these offer opportunities for people to prosper economically and socially. The urbanization has resulted into creation of new jobs & opportunities and reduction in poverty. Urban spaces can overcome challenges of rapid growth by improving resource use and focusing on reducing pollution and poverty including provisions to provide access to basic services, energy, housing and simultaneously reducing emissions of greenhouse gases. SDG 11 has 10 targets to make cities and human settlements inclusive, safe, resilient and sustainable. A total of 15 indicators have been identified at national level to measure and monitor the progress of targets.

Goal 12: Responsible Consumption and Production



Goal 12 aims to ensure sustainable consumption and production patterns. Sustainable consumption and production has been defined as “the use of services and related products which respond to basic needs and bring a better quality of life, while minimizing the use of natural resources and toxic materials as well as the emission of waste and pollutants over the life cycle of the service or product so as not to jeopardize the needs of future generations” (Oslo Symposium 1994). Goal 12 on Sustainable consumption and production is about promoting efficient use of natural resource, energy efficiency and sustainable infrastructure. It involves engaging consumers through awareness-raising and education on sustainable consumption and reducing waste. There are 11 targets in Goal 12 to measure the sustainable consumption and production patterns. A total of 15 indicators have been identified at national level to measure and monitor the progress of these targets.

Goal 13: Climate Action



Goal 13 aims to take urgent action to combat climate change and its impacts. The world is experiencing rising sea levels, extreme weather conditions and increasing concentrations of greenhouse gases which

is threatening lives of all, specially populations placed in the coastal areas. With rising greenhouse gas emissions, ambitious plans and accelerated action are needed on mitigation and adaptation of climate change impacts including access to finance and strengthened capacities. Goal 13 talks about building this resilience and adaptive capacity to climate related hazards and integration of such measures into national policies. It focuses not only on early warning but also on impact reduction. It emphasizes the role of partnerships and commitment among nations for the same. There are 5 targets in Goal 13 to measure the changing impacts of climate related hazards. A total of 5 indicators have been identified at national level to measure and monitor the progress of these targets.

Goal 14: Life Below Water



Water in the form of rivers, lakes, seas and oceans covers more than 70 per cent of the surface of earth and plays a key role in supporting life. Oceans and seas support the most diverse ecosystems, contribute and regulate the climate, provide natural resources including food, materials, substances, and energy and also act as carbon sinks. The 2030 agenda particularly Goal 14 seeks to address some of the challenges faced by the life under water - threats of marine and nutrient pollution, resource depletion and climate change, degradation and loss of biodiversity, ocean acidification, all of which are caused primarily by human actions. The Goal advocates corrective human measures including effectively regulating harvesting and overfishing, protecting marine and coastal ecosystems, increasing scientific knowledge to improve ocean health and providing access for small-scale artisanal fishers to marine resources and markets. There are 10 targets in Goal 14 to measure the health and services of water related ecosystems. A total of 11 indicators have been identified at national level to measure and monitor the progress of these targets.

Goal 15: Life on Land



Goal 15 aims to protect, restore and promote sustainable use of terrestrial ecosystems, sustainably manage forests, combat desertification, and halt and reverse land degradation and halt biodiversity loss. Terrestrial ecosystems including forests and wetlands provide goods such as timber, raw materials for construction and energy and food for all. Besides, a series of ecosystem services including maintenance of soil quality, provision of habitat for biodiversity, maintenance of water quality, as well as regulation of water flow and erosion control, are provided by land ecosystems. Goal 15 highlights how these systems contribute to reducing risks of natural disasters such as floods and landslides, maintain productivity of agricultural systems while also regulating climate. It also highlights that concerted action is needed to protect, restore and promote terrestrial ecosystems. There are 12 targets in Goal 15 to measure the changing health and status of terrestrial ecosystems. At national level 16 indicators have been identified to monitor the progress of this goal.

Goal 16: Peace, Justice and Strong Institutions



Goal 16 seeks to promote peaceful and inclusive societies for sustainable development, provide access to justice for all and build effective, accountable and inclusive institutions at all levels. Violence and armed conflict are the most significant and destructive challenge to the development, growth, and wellbeing of societies. The global sustainable development agenda for 2030 promotes transparent and effective local governance and judicial systems, reducing crime and sexual and gender based violence, tackling homicide and trafficking cases and also end Children's rights violations. It seeks to address the challenges of violence at all levels – individual, relationship, community and societal. There are 12 targets in Goal 16 to ensure peaceful and just societies. A total of 19 indicators have been identified at national level to measure and monitor the progress of these targets.

Goal 17: Partnerships for the Goals



The SDG 17 is dedicated to strengthening the means of implementation and revitalizing the Global Partnership for

Sustainable Development. The partnership among the different stakeholders like Government, societies etc. is essential for achieving the sustainable development. Goal 17 has 19 targets to strengthen the means of implementation and revitalize the Global Partnership. A total of 13 national indicators have been identified to track the progress of these targets.

INDIA'S COMMITMENT TO SDGs

India is home of one-sixth of the planet's humanity which makes the country a key player in ensuring the prosperity and sustainability of the planet and its people. India is cognizant of its role and responsibility in working towards a sustainable future of the planet and all its lives. India's commitment to attain SDGs and transforming the country by improving its socio-economic-environmental indicators. SDGs require a multi-pronged strategy and convergent set of interventions at different levels of government on a sustained basis.

The integrated and interdependent nature of SDGs provides a holistic framework to the governments in envisioning the national/ sub national priorities, set ambitious goals and targets and take requisite development action. At the national front, emphasis is laid down on having common understanding and coordination, developing monitoring system and reporting mechanisms. This process is spearheaded by NITI Aayog and Ministry of Statistics & Program Implementation (MoS&PI), along with support from other line ministries.

NITI Aayog is overseeing implementation of the SDGs in the country. Aayog is playing a leading role in this endeavor to drive the Agenda 2030 which is the spirit of cooperative and competitive federalism. It is working closely with Central Ministries, States and Union Territories and International Development Organizations such as the UN system, think tanks and the civil society organization in driving the adoption, implementation and monitoring of SDGs.

The task at hand for NITI Aayog is not merely to periodically collect data on SDGs but to act proactively fructify the goals and targets not only

quantitatively but also maintaining high standards of quality.

As an apex coordinating agency **NITI Aayog** has taken lead in

- mapping of the Centrally Sponsored Schemes (CSS), related intervention to the SDGs and targets and identification of lead and supporting ministries for each target;
- ranking all states and UTs based on the SDG India Index Report

SDG INDIA INDEX

NITI Aayog has been bringing together all the States/UTs to create a shared understanding of the goals including creating opportunities for cross learning. Implementation of SDGs is incomplete without constant measuring the progress of actual outcomes under each of the 17 Goals. With the objective of measuring the progress of SDGs and develop competitiveness among States and UTs, NITI Aayog has released two versions of SDG India Index Report. These Indices are advocacy tool to trigger needed action by State Governments. These Indices reinforces the spirit of competitive good governance among the States and Union Territories, which are ranked on the basis of their achievements on the SDGs and targets. Based on the results of the SDG India Index, States and Union Territories (UTs) have been classified into 4 categories: Achiever, Frontrunner, Performer and Aspirant, where the 'Achiever' category represents the highest rank and the 'Aspirant' category represents the lowest rank.

SDG India Index 1.0: The first version of the Index i.e. SDG India Index Baseline Report, 2018 (SDG India Index 1.0) was released in December, 2018. The Index tracks the progress of all the States and UTs on a set of 62 indicators covering 13 SDGs (leaving out Goals 12, 13, 14 and 17, mainly because of paucity of data). As per the report, Rajasthan has been ranked as 'Performer' with 59 composite score in SDG India Index 1.0. The all India composite score stood at 57.

SDG India Index 2.0: It is the second version of the Index which builds upon its first version. It was launched in December, 2019. The Index has been constructed using 100 indicators, that covers 54 targets across 16 goals, barring Goal 17 due to the fact that the data of National Indicators of SDG17 are not available, where 68 out of 100 indicators are directly taken from the National Indicator Framework, 20 NIF indicators have been modified or refined for the sake of data availability across all States/UTs. Additionally, 12 indicators which are not part of NIF were identified in consultation with line Ministries. On the lines of the first version of the SDG India Index, States and UTs have been classified into 4 categories i.e. Achiever, Frontrunner, Performer and Aspirant in SDG India Index 2.0. As per the report, Rajasthan has been ranked as 'Performer' on Composite SDG India Index 2.0 with the Index Score of 57. The all India score stood at 60. The performance of India and Rajasthan in SDG India index 2.0 is presented in figure 11.2 and table 11.1.

Table 11.1 Goal wise index score of India and Rajasthan

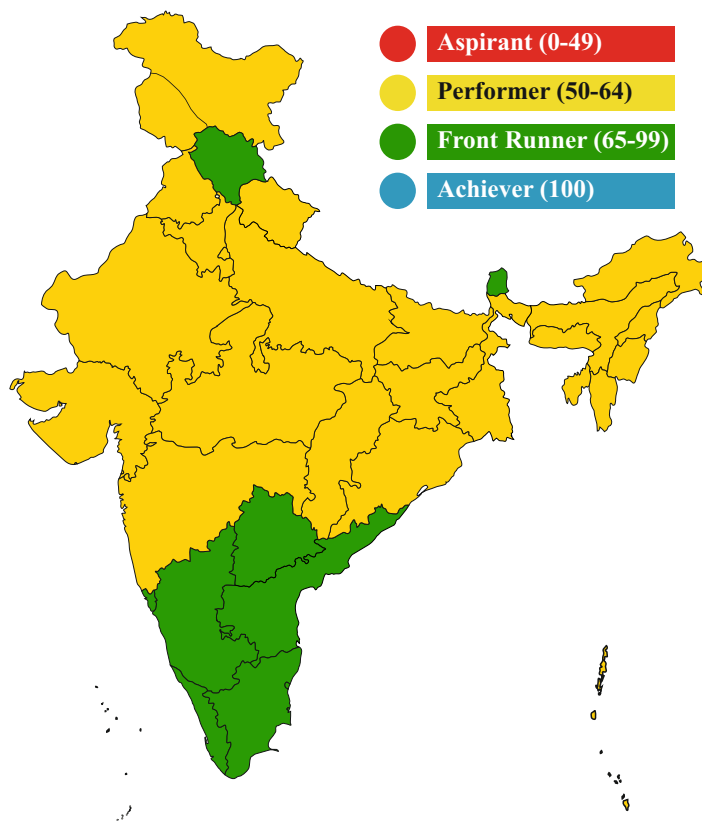
Goal	Index score for India	India's Index Category	Index score for Rajasthan	Rajasthan Index Category
1.No Poverty	50	Performer	56	Performer
2. Zero Hunger	35	Aspirant	35	Aspirant
3. Good health and Well-Being	61	Performer	58	Performer
4. Quality Education	58	Performer	51	Performer
5. Gender Equality	42	Aspirant	39	Aspirant
6. Clean Water and Sanitation	88	Front Runner	76	Front Runner

Goal	Index score for India	India's Index Category	Index score for Rajasthan	Rajasthan Index Category
7. Affordable and Clean Energy	70	Front Runner	61	Performer
8. Decent Work and Economic Growth	64	Performer	65	Front Runner
9. Industry, Innovation and Infrastructure	65	Front Runner	38	Aspirant
10. Reduced Inequalities	64	Performer	70	Front Runner
11. Sustainable Cities and Communities	53	Performer	61	Performer
12. Responsible Consumption and Production	55	Performer	30	Aspirant
13. Climate Action	60	Performer	60	Performer
15. Life on Land	66	Front Runner	75	Front Runner
16. Peace, Justice and Strong Institutions	72	Front Runner	76	Front Runner
Composite Score	60	Performer	57	Performer

SDG India Index is not calculated for Goal 17.

SDI score is 0-49	Aspirant
SDI score is 50-64	Performer
SDI score is 65-99	Front Runner
SDI score is 100	Achiever

Figure 11.2 Performance of Composite SDG India Index 2.0



The Ministry of Statistics and Programme Implementation (MoS&PI) has been entrusted with the responsibility of developing the National Indicator Framework (NIF) which will help in monitoring the progress of the SDGs and associated targets. Statistical indicators of National Indicator Frameworks (NIF) will be the backbone of monitoring of SDGs at the national and state level and will scientifically measure the outcomes of the policies to achieve the targets under different SDGs. Accordingly MoS&PI has designed the National Indicator Framework consisting of 302 indicators and also prepared the national SDG dashboard in collaboration with United Nations India. Ministry is also actively contributing to the deliberations at the global level on the indicator framework for the SDGs. Some of the Publications / Reports published/released by Ministry are as follows:

- SDG National Indicators Framework Baseline Report, 2015-16
- Sustainable Development Goals (SDGs)-National

Indicators Framework, Progress Report, 2020 (Version 2.1)

- Sustainable Development Goals (SDGs)-National Indicators Framework, Progress Report, 2020 (Version 2.0)

National Indicator Framework (NIF):- National Indicators Framework (NIF) is a framework of monitoring and reporting of progress on SDGs at national level. Presently, second version of NIF is in implementation comprise of 302 National indicators for monitoring of SDGs. The first version of NIF comprises 306 indicators. These indicators not only help in the monitoring of the SDGs but also assists in formulating policy/guidelines to the policy makers and executive agencies for issuance suitable direction to the implementers of various schemes and programs. It is a dynamic framework which can be appended as per need, changed scenario and achievement levels. Details of goal wise affiliated no. of targets, global and national indicators are given in table 11.2.

Table 11.2: No. of SDGs Targets, Global and National indicators

Description of Goal	No. of Target	No. of Global Indicator	No. of National Indicator
Goal 1: No Poverty	7	12	21
Goal 2 : Zero Hunger	8	14	19
Goal 3 : Good health and Well-Being	13	26	42
Goal 4: Quality Education	10	11	19
Goal 5 : Gender Equality	9	14	29
Goal 6 : Clean Water and Sanitation	8	17	16
Goal 7 : Affordable and Clean Energy	5	6	5
Goal 8 : Decent Work and Economic Growth	12	17	32
Goal 9: Industry, Innovation and Infrastructure	8	12	16
Goal 10: Reduced Inequalities	10	11	9
Goal 11: Sustainable Cities and Communities	10	15	15
Goal 12 : Responsible Consumption and Production	11	13	15
Goal 13 : Climate Action	5	7	5
Goal 14 : Life Below Water	10	10	11
Goal 15 : Life on Land	12	14	16
Goal 16 : Peace, Justice and Strong Institutions	12	23	19
Goal 17 : Partnerships for the Goals	19	25	13
Total	169	247	302

RAJASTHAN'S COMMITMENT TO SDGs

Government of Rajasthan is fully committed for the holistic development of the state. In its endeavor to “**Leaving No One Behind**”, Government of Rajasthan has taken significant initiatives aimed at realizing the SDG Agenda 2030. These include meticulous implementation and mapping of schemes aligned with SDG targets, aligning of schematic allocation with SDGs, strengthening capacity building and advocacy efforts. In terms of area, Rajasthan is largest state in the country, so this has a significant role in effective implementation and achieving the SDGs. Some Initiatives taken by Rajasthan are as follows:

Institutional Set up

- Planning Department has been declared as the Nodal Department for the effective implementation of Sustainable Development Goals in the state.
- Centre/Cell for SDGs Implementation is

established and working in Directorate of Economics & Statistics (DES) for collection of data on Indicators and periodic review of progress.

- A state level implementation and monitoring committee is institutionalized under the Chairmanship of Chief Secretary, Government of Rajasthan.
- Based on the recommendation of this state level committee, 8 Sectoral Working Groups have been constituted for effective implementation of Sustainable Development Goals. The sectoral working groups and the related goals are given in table 11.3.
- Keeping in view the localization for better planning and implementation of SDG's at grass root level, Government of Rajasthan has constituted District level SDGs implementation and monitoring committees under the chairmanship of the respective District Collector. All 33 districts have constituted above district level committee and conducted their first meeting with DLOs of concern departments.

Table 11.3 Sectoral working groups and associated goals

Group Name	Related Goals
Group 1: Poverty Eradication & Food Security	1,2 and 12
Group 2: Healthcare, Water & Sanitation	3 and 6
Group 3: Education	4 and 5
Group 4: Growth, Employment, Industrialization & Infrastructure	7,8,9 and 11
Group 5: Social Security & Empowerment	5 and 10
Group 6: Climate Change, Sustainable use of Ecosystem	13 and 15
Group 7: Peace & Justice, Promote Partnership	16 and 17
Group 8: Infrastructure	6, 7, 9 and 11

Development of Monitoring Framework

- Nodal & Focal point officers has been nominated in various departments in the state for coordinating in SDGs activities.
- The State has already conducted mapping of the Goals and associated targets with Central sponsored schemes (CSSs) and State Government schemes/program/initiatives.
- In the compliance of finance (Budget section)

departments circular dated 5th September, 2019, all departmental schemes budget heads have been mapped with sustainable development goals/target.

Publication and Reports

- Directorate of Economics & Statistics has released '**Rajasthan SDG Status Report-2020**' in the month of January, 2020 on the lines of National Indicators Framework. A total of 215 indicators of

NIF have been covered in this status report and it also includes 158 schematic indicators defined by NITIAayog.

- The initiatives undertaken included publication of SDG booklet in hindi that provide general information of SDGs and related schemes being implemented by Central and State government.
- A SDG brochure/leaflet has been also developed for generating awareness among stakeholders.
- As one of pioneer activity, the block level SDGs Index of Govindgarh Block of Jaipur District has been prepared and released, which included 45 Gram panchayats of Govindgarh block. This Index has been generated on 24 Gram panchayat level Indicators, this shows a grass root picture of Govindgarh Block.
- To measure the performance of districts on the SDG's, Rajasthan Sustainable Development Goals Index 1.0 has been released.

RAJASTHAN SUSTAINABLE DEVELOPMENT GOALS INDEX

The SDG Index of Rajasthan aims to measure the performance of districts on the SDG's. Additionally, SDG Index also provides goal wise indicator level score in order to understand what goals have been achieved and where more efforts are required. The methodology and chosen set of indicators are taken from the 62 indicators of NITI Aayog's Sustainable Development Goals Index 1.0 was used for developing a sustainable development goals index for the state of Rajasthan. The SDG Index has been developed using 31 indicators across 12 goals. To develop this index, data were used from publicly available sources. These data were aggregated to develop individual Goal score for each district in Rajasthan, which was then used to develop the composite Sustainable development goals index for Districts. For each goal, the SDG score ranges between 0 and 100, where 0 being the worst among the group and 100 signifying that all the targets for that goal/ all goals have been achieved. Results Shows that the top two districts in the index are Jhunjhunu

(Score-69.66) and Jaipur (Score-69.36), while the bottom two districts in the index are Baran (Score-52.19) and Jaisalmer (Score-51.57).The composite score of Rajasthan stood at 56.53 in this index. The work of Rajasthan Index 2.0 is in progress.

COVID-19 IMPACT ON SDGs

At global level, an unprecedented health, economic and social crisis has been arisen threatening the lives and livelihoods due to COVID-19 pandemic. Health systems in many countries have been driven to the brink of collapse. The livelihood of half the global workforce has been severely affected. More than 1.6 billion students are out of school, tens of millions people are being pushed back into extreme poverty and hunger, erasing the modest progress made in recent years. COVID-19 not only adversely affects Health, Economic and Social aspects of life but also it changes many things positively like health system has strengthen, work culture has been changed and the concept of work from home involved massively. Use of information technology and digital services has been increased in this Pandemic Situation.

In today's scenario SDGs calls for renewed ambition, mobilization, leadership and collective action, not just to beat COVID-19 but to recover in a better way by winning the race against climate change, decisively tackling poverty and inequality, truly empowering all women and girls and creating more inclusive and equitable societies everywhere. Today, need for global cooperation and solidarity is compulsory to strengthen and combine our efforts to “Leave no one Behind” and to forge the transformative pathways needed to create a better livable world.

Rajasthan Government has made several strategic initiatives and interventions to fight against the global pandemic of COVID-19 and to curb the spread of corona virus by strengthening the existing health system in the state. The government has also generated various livelihood opportunities for in-migrants in the state during the lockdown.



ECONOMIC REVIEW

2020-21

**STATISTICAL
APPENDIX**

STATISTICAL APPENDIX

APPENDIX	PAGE	CONTENTS
1	A1	Important Economic Indicators
2	A3	Gross/Net State Domestic Product & Per Capita Income
3	A4	Gross State Value Added at Current Basic Prices
4	A5	Sectoral Distribution of Gross State Value Added at Current Basic Prices
5	A6	Growth Rate in Sector Wise Gross State Value Added at Current Basic Prices
6	A7	Gross State Value Added at Constant (2011-12) Basic Prices
7	A8	Sectoral Distribution of Gross State Value Added at Constant (2011-12) Basic Prices
8	A9	Growth Rate in Sector Wise Gross State Value Added at Constant (2011-12) Basic Prices
9	A10	Net State Value Added at Current Basic Prices
10	A11	Net State Value Added at Constant (2011-12) Basic Prices
11	A12	Gross Fixed Capital Formation
12	A13	Budget-Surplus (+) / Deficit(-)
13	A14	Budget (Receipts)
14	A16	Budget (Expenditure)
15	A18	Plan-wise Expenditure
15A.	A20	Schematic Budget Expenditure
16	A21	Wholesale Price Index of Rajasthan
17	A22	Index of Industrial Production
18	A23	Employment in Organised Sector
19	A24	Index of Agriculture Production
20	A26	Crop-Wise Production
21	A28	Area Under Crops
22	A30	Gross Area Irrigated by Sources
23	A31	Net Area Irrigated by Sources
24	A32	Installed Capacity of Power
25	A33	Road Length in the State
26	A34	Registered Motor Vehicles in the State
27	A36	Health Indicators
28	A38	Literacy Rate in the State
29	A39	District-Wise Demography Census 2011
30	A41	Loss Due to Famine / Scarcity Condition in Rajasthan
31	A42	State-Wise Important Economic Indicators

1. IMPORTANT ECONOMIC INDICATORS

(₹Crore)

Indicator	Unit	2011-12	2012-13	2013-14	2014-15	2015-16
1	2	3	4	5	6	7
Gross State Domestic Product at current prices	₹ Crore	434837	493551	551031	615642	681482
Gross State Domestic Product at constant (2011-12) Prices	₹ Crore	434837	454564	486230	521509	563340
Net State Domestic Product at current prices	₹ Crore	395331	446382	494236	551517	610713
Net State Domestic Product at constant (2011-12) Prices	₹ Crore	395331	409802	434292	465408	501922
Per Capita Income at current prices	₹	57192	63658	69480	76429	83426
Per Capita Income at constant (2011-12) Prices	₹	57192	58441	61053	64496	68565
Gross Fixed Capital Formation ⊖	₹ Crore	147946	161156	194011	200210	203488
Index for Industrial Production (2011-12=100)		147.66 ^{⊕⊕}	108.92	115.89	117.98	119.25
Index for Agriculture Production ** (2005-06 to 2007-08)=100		153.49	147.50	156.16	143.34	145.62
Total Foodgrains Production **	'000 MT	21925	20060	20719	19643	18288
Wholesale Price Index (Base Year 1999-2000=100)		222.67	253.21	259.88	267.97	273.55
Consumer Price Index ◇						
(i) Jaipur (Base Year 2001=100)		192	214	230	238	245
(ii) Ajmer (Base Year 2001=100)		191	215	233	240	248
(iii) Bhilwara (Base Year 2001=100)		192	215	236	245	259
Government Health Institutions (Modern Medicine)	Number	13867	15212	17538	17553	17550
School Educational Institutions	Number	114371	114299	120174	133400	135338

◇ Relates to calendar year

⊕⊕ Base Year 2004-05=100 Relates to Calendar Year

⊖ Provisional

** Relates to Agriculture Year

Contd...

1. IMPORTANT ECONOMIC INDICATORS

(₹Crore)

Indicator	Unit	2016-17	2017-18	2018-19	2019-20	2020-21
1	2	8	9	10	11	12
Gross State Domestic Product at current prices	₹ Crore	760587	828661	921789*	998999 [#]	957912 ^{\$}
Gross State Domestic Product at constant (2011-12) Prices	₹ Crore	596746	624831	655713*	688714 [#]	643222 ^{\$}
Net State Domestic Product at current prices	₹ Crore	682626	744622	829068*	899143 [#]	862633 ^{\$}
Net State Domestic Product at constant (2011-12) Prices	₹ Crore	529650	554429	580594*	610292 [#]	570143 ^{\$}
Per Capita Income at current prices	₹	91924	98188	107890*	115492 [#]	109386 ^{\$}
Per Capita Income at constant (2011-12) Prices	₹	71324	73109	75555*	78390 [#]	72297 ^{\$}
Gross Fixed Capital Formation Ø	₹ Crore	211986	236610	264622	271696	N.A.
Index for Industrial Production (2011-12=100)		122.11	133.08	140.37	126.90	115.67 ^{##}
Index for Agriculture Production** (2005-06 to 2007-08)=100		175.12	170.17	183.08	201.69	N.A.
Total Foodgrains Production **	'000 MT	23140	22105	23160	26581	N.A.
Wholesale Price Index (Base Year 1999-2000=100)		287.24	292.34	301.74	316.00	334.19 [~]
Consumer Price Index ◇						
(i) Jaipur (Base Year 2001=100)		257	268	282	313	325 ^{^^}
(ii) Ajmer (Base Year 2001=100)		256	260	272	292	300 ^{^^}
(iii) Bhilwara (Base Year 2001=100)		269	274	278	296	307 ^{^^}
Government Health Institutions (Modern Medicine)	Number	17556	17564	17536	17536	17765 ^Ø
School Educational Institutions	Number	134077	98160	83742	84664	84885

SDP data based on 2011-12 series

\$ Advance Estimates

Revised Estimates - I

~ Upto December, 2020

Ø Upto December 2020

Upto December, 2020 (Provisional)

◇ Relates to calendar year, The base year of CPI has been revised from 2001=100 to new base year 2016=100 since September, 2020. For detailed information see Ch-1.

* Revised Estimates-II

** Relates to Agriculture Year

^^ January to August, 2020

N.A. Not available

Ø Provisional

2. GROSS/NET STATE DOMESTIC PRODUCT & PER CAPITA INCOME

Year	Gross State Domestic Product (₹Crore)		Net State Domestic Product (₹Crore)		Per Capita Income (₹)	
	Current	Constant	Current	Constant	Current	Constant
1	2	3	4	5	6	7
2004-05	127746	127746	112636	112636	18565	18565
2005-06	142236	136285	125333	120202	20275	19445
2006-07	171043	152189	151428	134350	24055	21342
2007-08	194822	160017	172250	140471	26882	21922
2008-09	230949	174556	203939	152284	31279	23356
2009-10	265825	186245	233767	161159	35254	24304
2010-11	338348	213079	300907	185366	44644	27502
2011-12	434837	434837	395331	395331	57192	57192
2012-13	493551	454564	446382	409802	63658	58441
2013-14	551031	486230	494236	434292	69480	61053
2014-15	615642	521509	551517	465408	76429	64496
2015-16	681482	563340	610713	501922	83426	68565
2016-17	760587	596746	682626	529650	91924	71324
2017-18	828661	624831	744622	554429	98188	73109
2018-19 [*]	921789	655713	829068	580594	107890	75555
2019-20 [#]	998999	688714	899143	610292	115492	78390
2020-21 [§]	957912	643222	862633	570143	109386	72297

Total may not tally due to Rounding off.

*Revised Estimates-II

Revised Estimates - I

§ Advance Estimates

SDP data 2004-05 to 2010-11 are based on 2004-05 series

SDP data from 2011-12 to 2020-21 is based on 2011-12 series

3. GROSS STATE VALUE ADDED AT CURRENT BASIC PRICES

(₹Crore)

Sector	2015-16	2016-17	2017-18	2018-19*	2019-20#	2020-21 ^s
1	2	3	4	5	6	7
1. Crops	82053	101561	92423	102342	120611	129469
2. Livestock	63514	75621	89678	96121	106829	114109
3. Forestry	21607	24432	22986	22982	22954	23217
4. Fisheries	532	704	784	864	947	923
5. Mining	46866	50958	55826	46056	47840	37287
6. Manufacturing	76945	78766	82389	89498	89916	83766
7. Electricity, Gas, Water Supply & Utility Services	19240	23480	27257	26448	28499	28911
i Electricity, Gas & other utility	16553	20599	24118	22715	24466	24544
ii Water Supply	2687	2881	3139	3733	4033	4367
8. Construction	56002	59473	64733	74004	77799	73065
9. Trade, Hotels & Restaurants	77093	85149	98602	112644	122707	108424
i Trade and Repair Services	73425	81053	94053	107569	117259	103349
ii Hotel & Restaurants	3668	4096	4549	5076	5448	5075
10. Railways	4881	5716	5255	5734	6049	4942
11. Other Transport	21851	24246	26337	29412	32235	26468
12. Storage	147	167	206	281	327	382
13. Communication	12779	12768	12162	13417	14155	14414
14. Financial Services	20058	20540	25371	28583	30326	30751
15. Real Estate & Ownership of Dwelling, Legal and Business Services	69702	78621	87472	98946	107897	100517
16. Public Administration	20490	22752	24071	30697	32603	34924
17. Other Services	49200	57017	68267	87471	95952	87812
Gross State Value Added at Basic Prices	642960	721972	783819	865501	937645	899381
AGRICULTURE SECTOR	167705	202319	205872	222309	251341	267718
INDUSTRIES SECTOR	199054	212677	230205	236006	244054	223028
SERVICE SECTOR	276201	306976	347742	407186	442250	408634

Total may not tally due to Rounding Off.

*Revised Estimates-II

Revised Estimates - I

\$ Advance Estimates

SDP data from 2015-16 to 2020-21 is based on 2011-12 series

4. SECTORAL DISTRIBUTION OF GROSS STATE VALUE ADDED AT CURRENT BASIC PRICES

(Per Cent)

Sector	2015-16	2016-17	2017-18	2018-19*	2019-20 [#]	2020-21 [§]
1	2	3	4	5	6	7
1. Crops	12.76	14.07	11.79	11.82	12.86	14.40
2. Livestock	9.88	10.47	11.44	11.11	11.39	12.69
3. Forestry	3.36	3.38	2.93	2.66	2.45	2.58
4. Fisheries	0.08	0.10	0.10	0.10	0.10	0.10
5. Mining	7.29	7.06	7.12	5.32	5.10	4.15
6. Manufacturing	11.97	10.91	10.51	10.34	9.59	9.31
7. Electricity, Gas, Water Supply & Utility Services	2.99	3.25	3.48	3.06	3.04	3.21
i Electricity, Gas & other utility	2.57	2.85	3.08	2.62	2.61	2.73
ii Water Supply	0.42	0.40	0.40	0.43	0.43	0.49
8. Construction	8.71	8.24	8.26	8.55	8.30	8.12
9. Trade, Hotels & Restaurants	11.99	11.79	12.58	13.01	13.09	12.06
i Trade and Repair Services	11.42	11.23	12.00	12.43	12.51	11.49
ii Hotel & Restaurants	0.57	0.57	0.58	0.59	0.58	0.56
10. Railways	0.76	0.79	0.67	0.66	0.65	0.55
11. Other Transport	3.40	3.36	3.36	3.40	3.44	2.94
12. Storage	0.02	0.02	0.03	0.03	0.03	0.04
13. Communication	1.99	1.77	1.55	1.55	1.51	1.60
14. Financial Services	3.12	2.84	3.24	3.30	3.23	3.42
15. Real Estate & Ownership of Dwelling, Legal and Business Services	10.84	10.89	11.16	11.43	11.51	11.18
16. Public Administration	3.19	3.15	3.07	3.55	3.48	3.88
17. Other Services	7.65	7.90	8.71	10.11	10.23	9.76
Gross State Value Added at Basic Prices	100.00	100.00	100.00	100.00	100.00	100.00
AGRICULTURE SECTOR	26.08	28.02	26.26	25.69	26.80	29.77
INDUSTRIES SECTOR	30.96	29.46	29.37	27.27	26.03	24.80
SERVICE SECTOR	42.96	42.52	44.37	47.04	47.17	45.43

Total may not tally due to Rounding Off.

*Revised Estimates-II

Revised Estimates - I

§ Advance Estimates

SDP data from 2015-16 to 2020-21 is based on 2011-12 series

5. GROWTH RATE IN SECTOR WISE GROSS STATE VALUE ADDED AT CURRENT BASIC PRICES

(Per Cent)

Sector	2015-16	2016-17	2017-18	2018-19*	2019-20 [#]	2020-21 ^{\$}
1	2	3	4	5	6	7
1. Crops	5.73	23.78	-9.00	10.73	17.85	7.34
2. Livestock	19.09	19.06	18.59	7.18	11.14	6.81
3. Forestry	0.30	13.08	-5.92	-0.02	-0.12	1.15
4. Fisheries	-8.29	32.26	11.42	10.17	9.59	-2.53
5. Mining	-4.81	8.73	9.55	-17.50	3.87	-22.06
6. Manufacturing	24.54	2.37	4.60	8.63	0.47	-6.84
7. Electricity, Gas, Water Supply & Utility Services	43.43	22.03	16.09	-2.97	7.75	1.44
i Electricity, Gas & other utility	52.24	24.44	17.08	-5.81	7.71	0.32
ii Water Supply	5.75	7.22	8.96	18.91	8.04	8.28
8. Construction	-0.62	6.20	8.84	14.32	5.13	-6.08
9. Trade, Hotels & Restaurants	10.87	10.45	15.80	14.24	8.93	-11.64
i Trade and Repair Services	11.05	10.39	16.04	14.37	9.01	-11.86
ii Hotel & Restaurants	7.51	11.66	11.05	11.59	7.32	-6.84
10. Railways	9.28	17.11	-8.08	9.12	5.50	-18.30
11. Other Transport	8.21	10.96	8.62	11.68	9.60	-17.89
12. Storage	-15.61	13.78	23.21	36.73	16.35	16.72
13. Communication	21.48	-0.09	-4.75	10.31	5.50	1.83
14. Financial Services	4.89	2.40	23.52	12.66	6.10	1.40
15. Real Estate & Ownership of Dwelling, Legal and Business Services	8.08	12.80	11.26	13.12	9.05	-6.84
16. Public Administration	7.23	11.04	5.80	27.53	6.21	7.12
17. Other Services	16.61	15.89	19.73	28.13	9.70	-8.48
Gross State Value Added at Basic Prices	10.16	12.29	8.57	10.42	8.34	-4.08
AGRICULTURE SECTOR	9.57	20.64	1.76	7.98	13.06	6.52
INDUSTRIES SECTOR	10.11	6.84	8.24	2.52	3.41	-8.62
SERVICE SECTOR	10.57	11.14	13.28	17.09	8.61	-7.60

Total may not tally due to Rounding Off.

*Revised Estimates-II

Revised Estimates - I

\$ Advance Estimates

SDP data from 2015-16 to 2020-21 is based on 2011-12 series

6. GROSS STATE VALUE ADDED AT CONSTANT (2011-12) BASIC PRICES

(₹Crore)

Sector	2015-16	2016-17	2017-18	2018-19*	2019-20#	2020-21 ^s
1	2	3	4	5	6	7
1. Crops	73153	75949	72580	76410	84918	86676
2. Livestock	45691	52261	56496	60103	66433	70199
3. Forestry	17549	20027	18984	19015	18999	19340
4. Fisheries	466	551	593	613	638	670
5. Mining	52098	58665	59909	40387	41004	35908
6. Manufacturing	69761	71845	73314	77029	77181	71001
7. Electricity, Gas, Water Supply & Utility Services	9235	9915	11007	11975	12508	13077
i Electricity, Gas & other utility	7141	7767	8723	9373	9915	10415
ii Water Supply	2094	2147	2285	2602	2592	2662
8. Construction	44960	46354	47666	50452	52046	49042
9. Trade, Hotels & Restaurants	56971	59703	66994	74817	77383	65466
i Trade and Repair Services	54260	56831	63904	71446	73948	62401
ii Hotel & Restaurants	2711	2872	3091	3371	3435	3064
10. Railways	4152	4398	3972	4257	4410	3466
11. Other Transport	18519	19906	21103	22716	24513	18196
12. Storage	108	117	140	187	206	231
13. Communication	10843	10499	9758	10357	10763	9971
14. Financial Services	18581	19056	21924	22918	23972	23781
15. Real Estate & Ownership of Dwelling, Legal and Business Services	54414	57204	59797	63231	66101	58264
16. Public Administration	15856	16892	17266	20869	21666	22221
17. Other Services	36539	39755	45291	54423	56899	53020
Gross State Value Added at Basic Prices	528897	563097	586795	609757	639640	600527
AGRICULTURE SECTOR	136859	148789	148654	156141	170988	176884
INDUSTRIES SECTOR	176053	186778	191896	179842	182737	169028
SERVICE SECTOR	215985	227530	246245	273774	285914	254615

Total may not tally due to Rounding Off.

*Revised Estimates-II

Revised Estimates - I

\$ Advance Estimates

SDP data from 2015-16 to 2020-21 is based on 2011-12 series

7. SECTORAL DISTRIBUTION OF GROSS STATE VALUE ADDED AT CONSTANT (2011-12) BASIC PRICES

(Per Cent)

Sector	2015-16	2016-17	2017-18	2018-19*	2019-20#	2020-21 [§]
1	2	3	4	5	6	7
1. Crops	13.83	13.49	12.37	12.53	13.28	14.43
2. Livestock	8.64	9.28	9.63	9.86	10.39	11.69
3. Forestry	3.32	3.56	3.24	3.12	2.97	3.22
4. Fisheries	0.09	0.10	0.10	0.10	0.10	0.11
5. Mining	9.85	10.42	10.21	6.62	6.41	5.98
6. Manufacturing	13.19	12.76	12.49	12.63	12.07	11.82
7. Electricity, Gas, Water Supply & Utility Services	1.75	1.76	1.88	1.96	1.96	2.18
i Electricity, Gas & other utility	1.35	1.38	1.49	1.54	1.55	1.73
ii Water Supply	0.40	0.38	0.39	0.43	0.41	0.44
8. Construction	8.50	8.23	8.12	8.27	8.14	8.17
9. Trade, Hotels & Restaurants	10.77	10.60	11.42	12.27	12.10	10.90
i Trade and Repair Services	10.26	10.09	10.89	11.72	11.56	10.39
ii Hotel & Restaurants	0.51	0.51	0.53	0.55	0.54	0.51
10. Railways	0.79	0.78	0.68	0.70	0.69	0.58
11. Other Transport	3.50	3.54	3.60	3.73	3.83	3.03
12. Storage	0.02	0.02	0.02	0.03	0.03	0.04
13. Communication	2.05	1.86	1.66	1.70	1.68	1.66
14. Financial Services	3.51	3.38	3.74	3.76	3.75	3.96
15. Real Estate & Ownership of Dwelling, Legal and Business Services	10.29	10.16	10.19	10.37	10.33	9.70
16. Public Administration	3.00	3.00	2.94	3.42	3.39	3.70
17. Other Services	6.91	7.06	7.72	8.93	8.90	8.83
Gross State Value Added at Basic Prices	100.00	100.00	100.00	100.00	100.00	100.00
AGRICULTURE SECTOR	25.88	26.42	25.33	25.61	26.73	29.45
INDUSTRIES SECTOR	33.29	33.17	32.70	29.49	28.57	28.15
SERVICE SECTOR	40.83	40.41	41.97	44.90	44.70	42.40

Total may not tally due to Rounding Off.

*Revised Estimates-II

Revised Estimates - I

§ Advance Estimates

SDP data from 2015-16 to 2020-21 is based on 2011-12 series

8. GROWTH RATE IN SECTOR WISE GROSS STATE VALUE ADDED AT CONSTANT (2011-12) BASIC PRICES

(Per Cent)

Sector	2015-16	2016-17	2017-18	2018-19 [*]	2019-20 [#]	2020-21 [§]
1	2	3	4	5	6	7
1. Crops	-6.55	3.82	-4.44	5.28	11.14	2.07
2. Livestock	10.50	14.38	8.10	6.38	10.53	5.67
3. Forestry	2.22	14.13	-5.21	0.16	-0.09	1.80
4. Fisheries	-8.35	18.25	7.65	3.36	4.10	4.92
5. Mining	28.14	12.61	2.12	-32.59	1.53	-12.43
6. Manufacturing	25.72	2.99	2.04	5.07	0.20	-8.01
7. Electricity, Gas, Water Supply & Utility Services	3.48	7.36	11.02	8.79	4.45	4.55
i Electricity, Gas & other utility	3.75	8.77	12.30	7.45	5.79	5.04
ii Water Supply	2.57	2.56	6.39	13.90	-0.38	2.70
8. Construction	-1.60	3.10	2.83	5.84	3.16	-5.77
9. Trade, Hotels & Restaurants	4.87	4.80	12.21	11.68	3.43	-15.40
i Trade and Repair Services	4.96	4.74	12.44	11.80	3.50	-15.61
ii Hotel & Restaurants	3.03	5.95	7.61	9.09	1.90	-10.81
10. Railways	5.98	5.92	-9.68	7.16	3.60	-21.40
11. Other Transport	6.34	7.49	6.01	7.64	7.91	-25.77
12. Storage	-20.18	7.96	19.38	33.77	10.39	11.75
13. Communication	19.58	-3.17	-7.06	6.13	3.93	-7.36
14. Financial Services	2.46	2.55	15.05	4.53	4.60	-0.80
15. Real Estate & Ownership of Dwelling, Legal and Business Services	1.94	5.13	4.53	5.74	4.54	-11.86
16. Public Administration	2.80	6.53	2.22	20.87	3.82	2.56
17. Other Services	7.99	8.80	13.93	20.16	4.55	-6.82
Gross State Value Added at Basic Prices	7.13	6.47	4.21	3.91	4.90	-6.11
AGRICULTURE SECTOR	-0.33	8.72	-0.09	5.04	9.51	3.45
INDUSTRIES SECTOR	16.78	6.09	2.74	-6.28	1.61	-7.50
SERVICE SECTOR	5.03	5.35	8.23	11.18	4.43	-10.95

Total may not tally due to Rounding Off.

*Revised Estimates-II

Revised Estimates - I

§ Advance Estimates

SDP data from 2015-16 to 2020-21 is based on 2011-12 series

9. NET STATE VALUE ADDED AT CURRENT BASIC PRICES

(₹Crore)

Sector	2015-16	2016-17	2017-18	2018-19*	2019-20#	2020-21 [§]
1	2	3	4	5	6	7
1. Crops	71437	89996	79972	88901	104770	112465
2. Livestock	62629	74654	88595	94955	105534	112725
3. Forestry	21405	24240	22768	22740	22713	22974
4. Fisheries	485	647	727	805	883	860
5. Mining	39211	42791	47104	39090	40605	31648
6. Manufacturing	63292	64602	66893	72607	72946	67956
7. Electricity, Gas, Water Supply & Utility Services	12952	15646	18824	16773	18073	18335
i Electricity, Gas & other utility	11381	13983	17056	14568	15691	15755
ii Water Supply	1571	1663	1768	2205	2382	2579
8. Construction	52673	55826	60561	69180	72728	68303
9. Trade, Hotels & Restaurants	73061	80604	93846	107095	116667	103070
i Trade and Repair Services	69817	76975	89815	102595	111838	98571
ii Hotel & Restaurants	3243	3628	4031	4500	4829	4499
10. Railways	3985	4715	4171	4456	4701	3841
11. Other Transport	18697	20413	21437	23390	25635	21049
12. Storage	123	140	173	235	273	319
13. Communication	9874	9587	8441	8960	9452	9626
14. Financial Services	19646	20076	24823	27942	29646	30061
15. Real Estate & Ownership of Dwelling, Legal and Business Services	60244	68173	77124	87296	95192	88681
16. Public Administration	16475	18479	19812	25507	27090	29019
17. Other Services	46003	53422	64510	82848	90881	83171
Net State Value Added at Basic Prices	572191	644011	699780	772780	837789	804101
AGRICULTURE SECTOR	155956	189537	192061	207402	233899	249024
INDUSTRIES SECTOR	168127	178866	193382	197650	204352	186241
SERVICE SECTOR	248108	275608	314337	367728	399538	368836

Total may not tally due to Rounding Off.

*Revised Estimates-II

Revised Estimates - I

§ Advance Estimates

SDP data from 2015-16 to 2020-21 is based on 2011-12 series

10. NET STATE VALUE ADDED AT CONSTANT (2011-12) BASIC PRICES

(₹Crore)

Sector	2015-16	2016-17	2017-18	2018-19*	2019-20#	2020-21 ^s
1	2	3	4	5	6	7
1. Crops	64846	67214	63389	66770	74205	75741
2. Livestock	44899	51413	55603	59200	65435	69144
3. Forestry	17370	19861	18806	18829	18813	19151
4. Fisheries	424	500	542	562	585	614
5. Mining	45691	51941	52909	34973	35507	31095
6. Manufacturing	57517	59141	59749	62764	62888	57852
7. Electricity, Gas, Water Supply & Utility Services	3602	2896	3634	3785	3953	4133
i Electricity, Gas & other utility	2378	1656	2347	2248	2422	2846
ii Water Supply	1224	1239	1287	1537	1531	1287
8. Construction	41855	42874	43705	46007	47461	44722
9. Trade, Hotels & Restaurants	53364	55677	62959	70327	72744	61528
i Trade and Repair Services	51033	53218	60306	67419	69780	58884
ii Hotel & Restaurants	2331	2459	2653	2908	2963	2643
10. Railways	3373	3538	3073	3239	3356	2638
11. Other Transport	15581	16397	16723	17426	18805	13959
12. Storage	88	94	112	150	166	185
13. Communication	8381	7782	6613	6708	6972	6459
14. Financial Services	18223	18650	21457	22393	23423	23236
15. Real Estate & Ownership of Dwelling, Legal and Business Services	46348	48416	51503	54363	56831	50093
16. Public Administration	12201	13010	13508	16456	17084	17522
17. Other Services	33718	36597	42107	50684	52991	49378
Net State Value Added at Basic Prices	467479	496002	516393	534638	561218	527448
AGRICULTURE SECTOR	127539	138989	138341	145361	159038	164650
INDUSTRIES SECTOR	148664	156852	159997	147529	149809	137802
SERVICE SECTOR	191276	200161	218055	241748	252371	224996

Total may not tally due to Rounding Off.

*Revised Estimates-II

Revised Estimates - I

\$ Advance Estimates

SDP data from 2015-16 to 2020-21 is based on 2011-12 series

11. GROSS FIXED CAPITAL FORMATION

(₹Crore)

Year	Public Sector	Private Sector	Total
1	2	3	4
2004-05	8885	35948	44833
2005-06	9886	41492	51378
2006-07	15010	49363	64373
2007-08	25108	51051	76159
2008-09	29272	59479	88751
2009-10	34305	61727	96032
2010-11	47873	76044	123917
2011-12	27257	120689	147946
2012-13	33395	127761	161156
2013-14	47062	146949	194011
2014-15	51480	148730	200210
2015-16	56170	147318	203488
2016-17	59279	152707	211986
2017-18	61227	175383	236610
2018-19	66819	197803	264622
2019-20	70059	201637	271696

* Year 2011-12 to Year 2019-20 is Provisional.

12. BUDGET-SURPLUS (+) / DEFICIT(-)

(₹Crore)

Year	Revenue Deficit(-)/ Surplus(+)	Budget Deficit(-)/ Surplus(+)	Primary Deficit(-)/ Surplus(+)	Fiscal Deficit
1	2	3	4	5
2004-05	-2142.60	-124.92	-973.98	6145.98
2005-06	-660.02	205.75	59.93	5150.07
2006-07	638.38	272.13	1732.09	3969.73
2007-08	1652.98	-921.29	2534.62	3408.37
2008-09	-826.75	544.70	-749.07	6973.32
2009-10	-4747.18	-206.42	-3529.66	10298.79
2010-11	1054.86	546.98	3242.95	4126.05
2011-12	3357.45	61.79	4265.96	3625.86
2012-13	3451.22	-78.23	-194.46	8534.51
2013-14	-1039.21	49.10	-6126.08	15189.28
2014-15	-3215.06	24.91	-8536.62	18999.51
2015-16*	-5954.12	458.02	-51061.65	63069.96
2015-16#	-5954.12	458.02	-11011.89	23020.19
2016-17*	-18114.14	-491.44	-28641.01	46317.95
2016-17#	-9114.14	-491.44	-6268.82	23945.75
2017-18*	-18534.34	6.79	-5621.62	25341.61
2017-18#	-6534.34	6.79	-5621.62	25341.61
2018-19*	-28900.16	-81.36	-12777.72	34472.92
2018-19#	-16900.16	-81.36	-12777.72	34472.92
2019-20(RE)*	-28041.04	22.17	-8454.93	32213.98
2019-20(RE)#	-14224.57	22.17	-8454.93	32213.98
2020-21(BE)	-12345.61	33.17	-8428.57	33922.77

R.E. Revised Estimates

B.E. Budget Estimates

* With Uday Scheme

Without Uday Scheme

13. BUDGET (Receipts)

(₹Crore)

Year	Revenue Receipts			Misc. Capital Receipts
	Tax Revenue	Non-Tax Revenue	Union Grant	
1	2	3	4	5
2004-05	12720.43	2146.15	2897.01	-
2005-06	15180.31	2737.67	2921.21	0.81
2006-07	18368.61	3430.61	3792.96	-
2007-08	21802.33	4053.93	4924.36	1.16
2008-09	23942.22	3888.46	5638.17	4.21
2009-10	25672.41	4558.22	5154.39	8.94
2010-11	33613.75	6294.12	6020.33	13.42
2011-12	40354.10	9175.10	7481.56	15.73
2012-13	47605.50	12133.59	7173.92	8.12
2013-14	52150.77	13575.25	8744.36	10.27
2014-15	58489.91	13229.50	19607.50	14.57
2015-16	70628.85	10927.88	18728.40	24.34
2016-17	77927.52	11615.56	19482.91	27.84
2017-18	87633.42	15733.72	23940.04	16.61
2018-19	99232.69	18603.01	20037.32	20.13
2019-20(RE)	106400.57	19597.44	30717.55	25.00
2020-21(BE)	123915.78	19595.73	29892.91	30.00

R.E. Revised Estimates

B.E. Budget Estimates

Contd...

13. BUDGET (Receipts)

(₹Crore)

Year	Receipts other than Revenue Receipts				Total Receipts
	Public Debt.	Loans & Adv.	Contingency Fund	Public Account (Net)	
1	6	7	8	9	10
2004-05	11791.40	124.63	0.00	911.21	30590.82
2005-06	5495.30	237.61	0.00	853.20	27426.11
2006-07	4222.14	513.90	0.00	1800.14	32128.36
2007-08	5063.33	1780.73	0.00	-730.44	36895.40
2008-09	7477.87	89.23	165.00	2472.78	43677.94
2009-10	8796.42	112.00	0.00	4241.02	48543.40
2010-11	7977.35	318.41	0.00	12.92	54250.30
2011-12	5918.40	1229.31	0.00	1259.66	65433.87
2012-13	9955.00	1101.56	0.00	3207.99	81185.68
2013-14	14491.44	315.53	0.00	4862.56	94150.18
2014-15	18140.82	1004.44	300.00	5843.65	116630.39
2015-16*	60998.17	1447.34	0.00	7488.84	170243.81
2015-16#	20948.40	1447.34	0.00	7488.84	130194.04
2016-17*	43888.85	1713.52	0.00	6952.22	161608.44
2016-17#	21516.66	1713.52	0.00	6952.22	139236.24
2017-18*	28556.57	15133.41	0.00	8465.50	179479.26
2017-18#	28556.57	133.41	0.00	8465.50	164479.26
2018-19*	37846.81	15158.42	0.00	13459.55	204357.92
2018-19#	37846.81	158.42	0.00	13459.55	189357.92
2019-20(RE)*	44689.55	15824.58	0.00	7596.39	224851.08
2019-20(RE)#	44689.55	1102.62	0.00	7596.39	210129.12
2020-21(BE)	45281.49	751.56	0.00	6297.19	225764.67

R.E. Revised Estimates

* With Uday Scheme

B.E. Budget Estimates

Without Uday Scheme

14. BUDGET (Expenditure)

(₹Crore)

Year	Revenue Expenditure					Capital Outlay				
	Non- Plan	Plan	CSS	State Fund	Total	Non-Plan	Plan	CSS	State Fund	Total
1	2	3	4	5	6	7	8	9	10	11
2004-05	17164.22	2236.68	505.29	—	19906.19	67.79	3044.93	375.57	—	3488.29
2005-06	18367.68	2430.25	701.28	—	21499.21	60.59	3733.80	499.29	—	4293.68
2006-07	21153.68	2910.27	889.85	—	24953.80	141.78	3833.26	834.31	—	4809.35
2007-08	23993.98	4094.23	1039.43	—	29127.64	944.28	4576.18	1035.09	—	6555.55
2008-09	28524.99	4361.58	1409.03	—	34295.60	-195.85	4884.25	1211.55	—	5899.95
2009-10	33845.30	5027.69	1259.20	—	40132.19	-644.60	5275.61	543.72	—	5174.73
2010-11	36120.68	6938.75	1813.91	—	44873.34	20.06	4954.05	276.51	—	5250.62
2011-12	41237.77	10457.85	1957.69	—	53653.31	16.33	6828.25	274.67	—	7119.25
2012-13	49226.49	12105.71	2129.59	—	63461.79	1.36	10301.24	380.98	—	10683.58
2013-14	58145.26	15153.39	2210.94	—	75509.59	-12.23	13308.77	368.12	—	13664.66
2014-15	67098.09	27443.88	0.00	—	94541.97	15.31	16087.37	0.00	—	16102.69
2015-16*	74601.35	31637.88	0.00	—	106239.23	-9.75	21995.01	0.00	—	21985.26
2015-16#	74601.35	31637.88	0.00	—	106239.23	-9.75	16295.01	0.00	—	16285.26
2016-17*	79657.59	47482.55	0.00	—	127140.14	12.26	16967.46	0.00	—	16979.72
2016-17#	79657.59	38482.55	0.00	—	118140.14	12.26	13967.46	0.00	—	13979.72
2017-18*	0.00	0.00	0.00	145841.52	145841.52	0.00	0.00	0.00	20623.28	20623.28
2017-18#	0.00	0.00	0.00	133841.52	133841.52	0.00	0.00	0.00	17623.28	17623.28
2018-19*	0.00	0.00	0.00	166773.19	166773.19	0.00	0.00	0.00	19638.20	19638.20
2018-19#	0.00	0.00	0.00	154773.19	154773.19	0.00	0.00	0.00	16638.20	16638.20
2019-20(RE)*	0.00	0.00	0.00	184756.60	184756.60	0.00	0.00	0.00	17688.73	17688.73
2019-20(RE)#	0.00	0.00	0.00	170940.13	170940.13	0.00	0.00	0.00	16783.24	16783.24
2020-21(BE)	0.00	0.00	0.00	185750.03	185750.03	0.00	0.00	0.00	21618.95	21618.95

R.E. Revised Estimates

* With Uday Scheme

B.E. Budget Estimates

Without Uday Scheme

Contd...

14. BUDGET (Expenditure)

(₹Crore)

Year	Public Debt	Loans & Advances	Contingency Fund	Total capital Expenditure	Total Expenditure
1	12	13	14	15	16
2004-05	6681.55	639.72	0.00	10809.56	30715.75
2005-06	992.48	434.18	0.00	5720.34	27219.55
2006-07	1780.43	312.65	0.00	6902.43	31856.23
2007-08	1845.81	287.69	0.00	8689.05	37816.69
2008-09	2432.63	340.06	165.00	8837.64	43133.24
2009-10	2945.08	497.82	0.00	8617.63	48749.82
2010-11	3317.24	262.12	0.00	8829.98	53703.32
2011-12	3490.42	1109.10	0.00	11718.77	65372.08
2012-13	4706.71	2411.83	0.00	17802.12	81263.91
2013-14	4115.62	811.21	0.00	18591.49	94101.08
2014- 15	4960.04	700.78	300.00	22063.51	116605.48
2015-16*	4959.03	36602.26	0.00	63546.55	169785.79
2015-16#	4959.03	2252.49	0.00	23496.78	129736.02
2016-17*	5014.57	12965.45	0.00	34959.74	162099.88
2016-17#	5014.57	2593.26	0.00	21587.54	139727.68
2017-18*	11673.66	1334.01	0.00	33630.95	179472.47
2017-18#	11673.66	1334.01	0.00	30630.95	164472.47
2018-19*	16914.80	1113.09	0.00	37666.10	204439.28
2018-19#	16914.80	1113.09	0.00	34666.10	189439.28
2019-20(RE)*	20049.79	2333.78	0.00	40072.31	224828.91
2019-20(RE)#	20049.79	2333.78	0.00	39166.82	210106.95
2020-21(BE)	17622.74	739.78	0.00	39981.47	225731.50

R.E. Revised Estimates

* With Uday Scheme

B.E. Budget Estimates

Without Uday Scheme

15. PLAN-WISE EXPENDITURE

(₹Crore)

Sector	I Plan 1951-56	II Plan 1956-61	III Plan 1961-66	Annual Plans 1966-69	IV Plan 1969-74	V Plan 1974-79	Annual Plan 1979-80	VI Plan 1980-85
1	2	3	4	5	6	7	8	9
I Agriculture & Allied Services	2.88	8.26	14.83	10.95	15.60	46.85	20.35	121.42
II Rural Development	3.04	12.52	14.48	4.15	3.00	19.24	18.12	123.32
III Special Area Programme	0.00	0.00	0.00	0.00	0.00	0.00	0.00	0.00
IV Irrigation & Flood Control	31.31	27.86	87.88	46.59	105.26	271.17	76.31	553.29
V Energy	1.24	15.15	39.36	46.82	93.98	248.97	100.00	566.13
VI Industries & Minerals	0.46	3.37	3.31	2.06	8.55	34.53	11.87	83.65
VII Transport	5.55	10.17	9.75	4.41	9.99	84.20	22.57	251.04
VIII Scientific Services	0.00	0.00	0.00	0.00	0.00	0.00	0.00	0.15
IX Social & Community Services	9.12	25.05	42.86	21.67	72.07	149.05	39.74	419.88
X Economic Services	0.55	0.11	0.23	0.11	0.34	0.83	0.16	1.50
XI General Services	0.00	0.25	0.00	0.00	0.00	2.78	1.07	10.31
Total	54.15	102.74	212.70	136.76	308.79	857.62	290.19	2130.69

Contd...

15. PLAN-WISE EXPENDITURE

(₹Crore)

Sector	VII Plan 1985-90	Annual Plans 1990-91	Annual Plans 1991-92	VIII Plan 1992-97	IX Plan 1997-02	X Plan 2002-07	XI Plan 2007-12	XII Plan 2012-17
1	10	11	12	13	14	15	16	17
I Agriculture & Allied Services	203.41	79.56	95.27	1112.14	1050.07	1013.70	5610.22	16162.99
II Rural Development	210.41	73.60	101.84	871.40	1686.42	3004.22	8254.56	34865.23
III Special Area Programme	1.73	0.40	1.00	39.03	149.41	237.67	526.80	1094.68
IV Irrigation & Flood Control	690.51	177.49	218.14	1836.19	2259.65	3769.83	3760.16	6800.71
V Energy	921.77	275.13	347.11	3253.90	5258.06	10699.24	37619.30	123502.63
VI Industries & Minerals	145.57	88.72	62.22	638.98	646.79	567.41	888.50	1207.34
VII Transport	142.48	42.40	60.30	868.20	1882.56	3105.56	5228.00	16914.47
VIII Scientific Services	2.41	1.76	2.46	16.65	10.10	7.17	75.19	160.38
IX Social & Community Services	736.26	222.31	278.44	3095.79	6397.50	10164.93	29450.68	107556.70
X Economic Services	12.28	5.88	8.08	71.67	84.18	1020.19	1474.64	5949.85
XI General Services	39.35	8.32	9.55	195.02	142.08	361.29	1066.29	3850.75
Total	3106.18	975.57	1184.41	11998.97	19566.82	33951.21	93954.34	318065.73

Contd...

15A. SCHEMATIC BUDGET EXPENDITURE

(₹Crore)

Sector	Schematic Expenditure			
	2017-18	2018-19	2019-20*	2020-21#
1	18	19	20	21
I. Agriculture & Allied Services	3864.85	7288.73	8592.45	6612.97
II. Rural Development	12208.62	10413.97	13531.09	7565.11
III. Special Area Programme	297.91	189.21	99.99	27.46
IV. Irrigation & Flood Control	2268.18	2481.55	2598.83	1381.72
V. Energy	16199.34	25183.88	26387.82	9028.97
VI. Industries & Minerals	343.03	388.78	446.69	322.82
VII. Transport	6027.74	6310.44	5515.18	2611.34
VIII. Scientific Services	16.44	15.45	9.33	6.27
IX. Social & Community Services	34269.61	41765.08	42892.12	37038.00
X. Economic Services	1769.53	2426.15	1506.35	1272.87
XI. General Services	852.09	3279.83	3554.09	2620.00
Total	78117.34	99743.07	105133.94	68487.53

*Tentative Expenditure

Upto December, 2020

16. WHOLESALE PRICE INDEX OF RAJASTHAN

(Base Year 1999-2000=100)

Year	Primary Articles Group			Fuel, Power, Light & Lubricants Group	Manufactured Group	All Commodities General Index
	Agricultural	Minerals	Combined			
Weight	29.933	3.961	33.894	16.253	49.853	100.000
1	2	3	4	5	6	7
2004-05	114.74	110.69	114.27	188.29	118.77	128.54
2005-06	118.29	120.11	118.50	216.78	120.87	135.68
2006-07	132.21	148.56	134.11	229.21	134.47	149.76
2007-08	145.29	153.56	146.26	227.65	149.42	161.06
2008-09	167.37	154.16	165.82	241.06	164.02	177.15
2009-10	182.67	180.05	182.37	239.79	166.00	183.54
2010-11	195.67	207.85	197.09	259.73	179.46	198.48
2011-12	220.38	226.65	221.11	281.16	204.66	222.67
2012-13	272.68	240.99	268.98	307.10	224.91	253.21
2013-14	269.58	252.29	267.57	360.51	221.83	259.88
2014-15	272.04	266.71	271.42	376.64	230.19	267.97
2015-16	291.06	283.91	290.22	372.72	229.89	273.55
2016-17	305.31	297.41	304.39	408.37	236.09	287.24
2017-18	291.61	309.01	293.64	433.14	245.55	292.34
2018-19	298.50	327.21	301.85	464.76	248.52	301.74
2019-20	320.30	339.58	322.55	468.66	261.77	316.00
2020-21*	331.07	357.98	334.22	520.15	273.54	334.19

* Up to December, 2020

Note- WPI General Index not generated for the months April & May, 2020 due to Covid-19 pandemic.

17. INDEX OF INDUSTRIAL PRODUCTION

Calender/ Financial Year	Manufacturing Sector	Mining Sector	Electricity Sector	General
1	2	3	4	5
2004	227.69	171.59	271.07	228.88
2005	101.76	110.24	103.04	102.09
2006	109.19	121.17	103.00	108.98
2007	111.71	141.92	101.43	111.62
2008	123.27	154.47	106.55	122.66
2009	140.77	164.96	107.21	138.55
2010	140.83	171.70	132.51	140.92
2011	145.79	193.77	153.17	147.66
2012-13	101.48	128.17	102.51	108.92
2013-14	108.72	134.04	110.67	115.89
2014-15	108.99	132.49	131.11	117.98
2015-16	110.29	134.49	130.53	119.25
2016-17	115.71	135.04	125.32	122.11
2017-18	134.71	132.85	124.96	133.08
2018-19	143.39	134.76	137.70	140.37
2019-20	125.93	125.60	135.15	126.90
2020-21*	114.68	114.34	124.16	115.67

For 2004 the Base Year was 1993-94 = 100

From 2005 to 2011 the Base Year was 2004-05 = 100

From 2012-13 to 2020-21 the Base Year is 2011-12 = 100

*Upto December, 2020 (Provisional)

18. EMPLOYMENT IN ORGANISED SECTOR

(In Lakh No.)

Year	Public Sector	Private Sector	Total
1	2	3	4
2004	9.28	2.45	11.73
2005	9.45	2.52	11.97
2006	9.52	2.65	12.17
2007	9.55	2.77	12.32
2008	9.59	2.91	12.50
2009	9.62	3.09	12.71
2010	9.54	3.21	12.75
2011	9.46	3.38	12.84
2012	9.51	3.55	13.06
2013	9.53	3.70	13.23
2014	9.60	3.86	13.46
2015	9.52	4.00	13.52
2016	9.65	4.05	13.70
2017	9.61	4.14	13.74
2018	9.69	4.40	14.08
2019	9.72	4.20	13.92
2020*	9.88	4.18	14.06

Source: Employment Marketing Information Programme by Employment Deptt.

*Up to June, 2020

19. INDEX OF AGRICULTURE PRODUCTION

(Base Year 2005-06 to 2007-08=100)

Agriculture Year	Cereals	Pulses	Oilseed	Fibers (Cotton & Sanhemp)*	Spices & Condiments #
Weight	35.476	14.857	33.021	8.850	3.053
1	2	3	4	5	6
2004-05@	139.45	116.11	212.90	84.82	165.00
2005-06@	129.33	77.35	232.41	97.66	118.58
2006-07@	174.83	128.01	201.53	82.84	149.32
2007-08	113.27	118.75	83.45	103.90	134.62
2008-09	115.95	139.32	102.94	87.49	131.80
2009-10	95.48	53.38	87.16	108.85	143.47
2010-11	158.68	247.10	130.11	103.27	172.84
2011-12	152.73	181.05	116.72	208.57	245.51
2012-13	145.27	148.90	125.91	184.12	197.81
2013-14	147.21	188.66	119.67	155.05	218.16
2014-15	141.24	149.65	108.26	184.05	165.70
2015-16	133.52	154.17	111.25	146.37	274.42
2016-17	161.02	265.73	129.85	188.02	344.20
2017-18	150.37	282.66	123.52	228.11	338.60
2018-19	158.09	294.13	153.87	246.19	342.74
2019-20 (F)	179.95	348.87	151.07	335.92	365.45

Includes Chilies, Garlic, Corriander, Ginger and Turmeric

* From the Year 2007-08 only cotton is included in fibers.

@ Base year was 1991-92 to 1993-94=100

F (Final)

Contd...

19. INDEX OF AGRICULTURE PRODUCTION

(Base Year 2005-06 to 2007-08=100)

Agriculture Year	Fruits & vegetables \$	Sugarcane	Tobacco/ Isabgol *	Guarseed	All Crops
Weight	0.575	0.962	0.055	3.150	100.000
1	7	8	9	10	11
2004-05@	250.69	23.65	39.68	94.46	154.24
2005-06@	318.00	41.25	30.45	165.61	153.84
2006-07@	317.83	53.76	26.72	183.81	167.63
2007-08	106.92	104.49	124.41	149.52	106.08
2008-09	95.74	68.21	174.40	151.61	115.77
2009-10	94.84	60.60	354.52	24.37	88.69
2010-11	124.18	64.96	288.06	185.21	158.77
2011-12	165.24	79.37	304.14	222.14	153.49
2012-13	120.42	74.64	252.97	243.65	147.50
2013-14	157.93	63.83	278.39	344.07	156.16
2014-15	224.78	71.17	297.76	330.34	143.34
2015-16	337.53	93.44	365.08	267.31	145.62
2016-17	310.62	85.95	467.76	168.89	175.12
2017-18	267.94	67.17	573.49	152.10	170.17
2018-19	163.74	78.82	490.49	124.01	183.08
2019-20 (F)	243.41	57.37	432.11	154.47	201.69

\$ Includes Potato, Onion, Sweet Potato and Singhada

* From the year 2004-05 to 2006-07 index is for tobacco and onwards is for Isabgol.

@ Base year was 1991-92 to 1993-94=100

F (Final)

20 CROP-WISE PRODUCTION

(M.Tonne)

Agriculture Year	Cereals			Pulses		
	Kharif	Rabi	Total	Kharif	Rabi	Total
1	2	3	4	5	6	7
2004-05	4695452	6123545	10818997	500799	843413	1344212
2005-06	3599596	6324088	9923684	359209	540736	899945
2006-07	5100362	8348190	13448552	550571	929194	1479765
2007-08	6866501	7665427	14531928	949853	602654	1552507
2008-09	6701751	8165843	14867594	817100	1009157	1826257
2009-10	3535934	8121776	11657710	133407	568722	702129
2010-11	8961999	11360203	20322202	1603097	1648814	3251911
2011-12	8621619	10950717	19572336	1313399	1039429	2352828
2012-13	6378906	11725908	18104814	636970	1318342	1955312
2013-14	6284051	11964559	18248610	773380	1697502	2470882
2014-15	6904383	10789160	17693543	962955	987058	1950013
2015-16	5092507	11204241	16296748	1046966	943333	1990299
2016-17	6377020	13344122	19721142	1879235	1539463	3418698
2017-18	6277655	12193726	18471381	1870091	1763595	3633686
2018-19	6621882	12779625	19401507	1867668	1890887	3758555
2019-20 (F)	7125406	14961111	22086517	1775638	2718551	4494189

F (Final)

Contd...

20 CROP-WISE PRODUCTION

(M.Tonne)

Agriculture Year	Food Grain			Oilseed			Sugarcane	Cotton (Lint)
	Kharif	Rabi	Total	Kharif	Rabi	Total		
1	8	9	10	11	12	13	14	15
2004-05	5196251	6966958	12163209	1588523	3972926	5561449	276642	129988
2005-06	3958805	6864824	10823629	1516613	4418292	5934905	482634	149683
2006-07	5650933	9277384	14928317	1360196	3806737	5166933	628963	126956
2007-08	7816354	8268081	16084435	1866389	2362957	4229346	594056	146576
2008-09	7518851	9175000	16693851	1694516	3506119	5200635	387814	123424
2009-10	3669341	8690498	12359839	1481554	2955059	4436613	344559	153561
2010-11	10565096	13009017	23574113	2269595	4371908	6641503	369354	145690
2011-12	9935018	11990146	21925164	2787234	2977811	5765045	451282	294229
2012-13	7015876	13044250	20060126	2555573	3815597	6371170	424349	261022
2013-14	7057431	13662061	20719492	2240571	3799990	6040561	362881	218737
2014-15	7867338	11776218	19643556	2421530	2898996	5320526	404616	259645
2015-16	6139453	12147574	18287027	2244005	3267135	5511140	531267	206487
2016-17	8256255	14883585	23139840	2563053	3955656	6518709	488652	265245
2017-18	8147746	13957321	22105067	2567783	3546350	6114133	381868	321800
2018-19	8489550	14670512	23160062	2843321	4821104	7664425	448115	347311
2019-20 (F)	8901044	17679662	26580706	2520529	4753638	7274167	326188	473894

F (Final)

21. AREA UNDER CROPS

(Hectares)

Agriculture Year	Cereals			Pulses		
	Kharif	Rabi	Total	Kharif	Rabi	Total
1	2	3	4	5	6	7
2004-05	6316950	2185889	8502839	2488817	1087496	3576313
2005-06	6714435	2326252	9040687	2363984	1126113	3490097
2006-07	6728402	2797723	9526125	2151465	1055749	3207214
2007-08	6933290	2841988	9775278	2603680	1265123	3868803
2008-09	6985633	2582221	9567854	2383203	1288045	3671248
2009-10	7210619	2618724	9829343	2483702	919903	3403605
2010-11	7541113	3365466	10906579	2915289	1836481	4751770
2011-12	6776318	3214516	9990834	2971521	1477714	4449235
2012-13	5794042	3372226	9166268	1956669	1288694	3245363
2013-14	6110864	3516534	9627398	2221340	1976445	4197785
2014-15	5852346	3664303	9516649	2038707	1323525	3362232
2015-16	5782024	3368429	9150453	2830818	1035964	3866782
2016-17	5902931	3628879	9531810	4100379	1645183	5745562
2017-18	5849553	3326318	9175871	4239817	1620991	5860808
2018-19	5866486	3225883	9092369	4274556	1631449	5906005
2019-20 (F)	5993764	3802008	9795772	3838772	2497233	6336005

F (Final)

Contd...

21. AREA UNDER CROPS

(Hectares)

Agriculture Year	Food Grain			Oilseed			Sugarcane	Cotton
	Kharif	Rabi	Total	Kharif	Rabi	Total		
1	8	9	10	11	12	13	14	15
2004-05	8805767	3273385	12079152	1468348	3685927	5154275	5724	437776
2005-06	9078419	3452365	12530784	1615089	3669351	5284440	7922	471563
2006-07	8879867	3853472	12733339	1312317	3215383	4527700	10897	349602
2007-08	9536970	4107111	13644081	1518290	2498852	4017142	10401	369179
2008-09	9368836	3870266	13239102	1822203	2842098	4664301	6526	302687
2009-10	9694321	3538627	13232948	1843810	2314286	4158096	5986	444540
2010-11	10456402	5201947	15658349	1829587	3688814	5518401	5512	335871
2011-12	9747839	4692230	14440069	2119242	2507195	4626437	6415	567576
2012-13	7750711	4660920	12411631	2080205	2837943	4918148	5805	540644
2013-14	8332204	5492979	13825183	2197741	3081415	5279156	5261	393088
2014-15	7891053	4987828	12878881	1984087	2477568	4461655	5575	486553
2015-16	8612842	4404393	13017235	2283838	2559394	4843232	6141	447649
2016-17	10003310	5274062	15277372	2026160	2800416	4826576	6854	471167
2017-18	10089370	4947309	15036679	1927066	2222532	4149598	5427	584230
2018-19	10141042	4857332	14998374	1988121	2824991	4813112	5370	629244
2019-20 (F)	9832536	6299241	16131777	2317209	3481277	5798486	4465	760490

F (Final)

22. GROSS AREA IRRIGATED BY SOURCES

(Hectares)

Agriculture Year	Canals	Pond	Wells & Tube-wells	Other Sources	Total
1	2	3	4	5	6
2004-05	1957957	85534	4972511	77185	7093187
2005-06	2352358	82764	5293095	89819	7818036
2006-07	2370432	137194	5363387	87173	7958186
2007-08	2515493	103568	5382200	87194	8088455
2008-09	2460916	33631	5338314	77066	7909927
2009-10	2109132	18099	5107124	74418	7308773
2010-11	2463576	57635	5718997	81617	8321825
2011-12	2729980	72124	5999495	101289	8902888
2012-13	2885036	94113	6347171	129147	9455467
2013-14	2975815	70210	6649262	169581	9864768
2014-15	3067957	72149	6874357	156322	10170785
2015-16	3255513	66867	7116780	123285	10562445
2016-17	3219237	100588	7215168	189450	10724443
2017-18	3179567	68866	7232471	122598	10603502
2018-19	3336113	35536	7485631	164115	11021395

23. NET AREA IRRIGATED BY SOURCES

(Hectares)

Agriculture Year	Canals	Pond	Wells & Tube-wells	Other Sources	Total
1	2	3	4	5	6
2004-05	1457471	82407	4266653	73416	5879947
2005-06	1705767	76740	4426605	84834	6293946
2006-07	1703284	130791	4580694	80976	6495745
2007-08	1687753	101724	4572049	82534	6444060
2008-09	1583116	30565	4558657	72710	6245048
2009-10	1423923	16597	4338313	71081	5849914
2010-11	1628746	55676	4897427	78876	6660725
2011-12	1843797	68785	5111105	97888	7121575
2012-13	1900662	91686	5382149	124623	7499120
2013-14	1859107	67461	5561022	162037	7649627
2014-15	1928740	69699	5733278	149993	7881710
2015-16	1979480	66193	5775257	117067	7937997
2016-17	2018266	99296	5956495	182955	8257012
2017-18	1926523	68160	5870501	119753	7984937
2018-19	2016562	34978	6069433	161983	8282956

24. INSTALLED CAPACITY OF POWER

(In MW)

Year	Installed Capacity
1	2
2004-05	5296.11
2005-06	5453.88
2006-07	6089.43
2007-08	6420.69
2008-09	7019.48
2009-10	8076.51
2010-11	9188.22
2011-12	10308.45
2012-13	12275.88
2013-14	14371.61
2014-15	15907.81
2015-16	17439.78
2016-17	18677.18
2017-18	19552.77
2018-19	21077.64
2019-20	21175.90
2020-21*	21835.90

* Up to December 2020

25. ROAD LENGTH IN THE STATE

(km)

Year	National Highways	State Highways	Major District Roads	Other District Roads	Village Roads	Total
1	2	3	4	5	6	7
2004-05	5655	10139	6735	22615	117976	163120
2005-06	5655	11594	7328	21412	121139	167128
2006-07	5655	11668	7447	23681	125063	173514
2007-08	5714	11750	7658	24424	132914	182460
2008-09	5722	11758	7673	24418	137235	186806
2009-10	5724	11866	7829	24480	138635	188534
2010-11	5724	11873	10137	24062	137606	189402
2011-12	7260	10953	9900	25033	136854	190000
2012-13	7310	10937	10168	25761	137518	191694
2013-14	7310	11971	9509	25626	141434	195850
2014-15	8016	11421	9815	29603	149487	208342
2015-16	8168	15607	7646	30313	155973	217707
2016-17	8202	15438	8462	31431	163321	226854
2017-18	9079	15543	8802	32175	170971	236572
2018-19	10600	15518	8758	53432	175937	264244
2019-20	10618	15621	8780	53792	180217	269028

26. REGISTERED MOTOR VEHICLES IN THE STATE

(Cumulative Number)

Calender/Financial Year	E-Rickshaw and E-Cart	Two Wheelers	Auto Rickshaws	Tempos Carrying Goods	Tempos Carrying Passengers	Car & Station Wagons
1	2	3	4	5	6	7
2004	—	2940515	59443	16426	10292	226329
2005	—	3302263	66155	21308	11549	259423
2006	—	3744732	73673	27761	12551	297597
2007	—	4167274	80962	33488	13159	345719
2008	—	4614532	87639	38483	13807	388302
2009	—	5104760	94446	42126	16355	441447
2010	—	5707735	101415	45379	19635	502952
2011	—	6443070	108359	48768	22902	570183
2011-12	—	6629743	110456	49812	23889	591069
2012-13	—	7465863	117990	53418	27432	659542
2013-14	—	8331142	125638	56668	31031	733916
2014-15	—	9272233	133006	60736	34498	814079
2015-16	1431	10258009	141576	64959	38531	899307
2016-17	6031	11250427	151425	69555	43166	988391
2017-18	10951	12314229	160015	74553	47209	1095526
2018-19	13727	13431554	167779	77911	50862	1204005
2019-20	18283	14620319	184403	82700	51446	1307579
2020-21 [#]	20695	15154008	186726	83890	51548	1382063

Up to December, 2020

Contd.....

26. REGISTERED MOTOR VEHICLES IN THE STATE

(Cumulative Number)

Calender/ Financial Year	Jeeps	Tractors	Trailors	Taxies	Buses & Mini Buses	Trucks	Other Vehicles*	Total
1	8	9	10	11	12	13	14	15
2004	134441	426235	57875	36520	57542	186431	4828	4156877
2005	145134	455400	59128	41220	60343	201691	5492	4629106
2006	155137	493277	61148	46349	62832	224361	6851	5206269
2007	164298	529604	64335	52991	65108	246107	9435	5772480
2008	180198	561141	66600	57800	68426	262906	11910	6351744
2009	197780	597354	68820	65536	72334	282753	13820	6997531
2010	221436	634473	70259	75038	77000	314546	15855	7785723
2011	247036	685200	71171	85850	81747	350411	18863	8733560
2011-12	254840	699881	71665	89053	83345	362028	19787	8985568
2012-13	288056	768645	73732	103690	88616	401983	23068	10072035
2013-14	319490	841290	74568	114615	93892	434379	27801	11184430
2014-15	357188	907139	75709	123275	97650	472365	31141	12379019
2015-16	396572	969287	76707	131912	102818	517604	34894	13632176
2016-17	435366	1029721	80042	143075	108681	561158	39555	14906593
2017-18	487366	1092432	84642	152429	113964	613055	44606	16290957
2018-19	543181	1153510	85356	160994	118301	665926	50570	17723676
2019-20	594743	1223825	86414	167536	124070	718325	56367	19236010
2020-21 [#]	610235	1286687	87187	168748	124882	733584	60207	19950460

* Number of Motorised Rickshaws is included.

Up to December, 2020

27. HEALTH INDICATORS

Year	Crude Birth Rate *		Crude Death Rate **		Infant Mortality Rate #	
	India	Rajasthan	India	Rajasthan	India	Rajasthan
1	2	3	4	5	6	7
2004	24.1	29.0	7.5	7.0	58	67
2005	23.8	28.6	7.6	7.0	58	68
2006	23.5	28.3	7.5	6.9	57	67
2007	23.1	27.9	7.4	6.8	55	65
2008	22.8	27.5	7.4	6.8	53	63
2009	22.5	27.2	7.3	6.6	50	59
2010	22.1	26.7	7.2	6.7	47	55
2011	21.8	26.2	7.1	6.7	44	52
2012	21.6	25.9	7.0	6.6	42	49
2013	21.4	25.6	7.0	6.5	40	47
2014	21.0	25.0	6.7	6.4	39	46
2015	20.8	24.8	6.5	6.3	37	43
2016	20.4	24.3	6.4	6.1	34	41
2017	20.2	24.1	6.3	6.0	33	38
2018	20.0	24.0	6.2	5.9	32	37

Source:- S.R.S Bulletin (Reference Year)

* No. of live births per'000 mid year population

** No. of deaths per'000 mid year population

No. of infant deaths (less than one year) per'000 live births

Contd.....

27. HEALTH INDICATORS

Year	LIFE EXPECTANCY AT BIRTH (Age in Year)	
	India	Rajasthan
1	8	9
2000-04	63.9	64.1
2001-05	64.3	64.5
2002-06	64.7	64.9
2003-07	65.0	65.2
2004-08	65.4	65.8
2005-09	65.7	66.2
2006-10	66.1	66.5
2007-11	66.5	66.8
2008-12	67.0	67.2
2009-13	67.5	67.5
2010-14	67.9	67.7
2011-15	68.3	67.9
2012-16	68.7	68.3
2013-17	69.0	68.5
2014-18	69.4	68.7

Source:- SRS based Abridged Life Tables, RGI

28. LITERACY RATE IN THE STATE

Census Year	Total			Rural			Urban		
	Male	Female	Person	Male	Female	Person	Male	Female	Person
1	2	3	4	5	6	7	8	9	10
1951	13.88	2.66	8.50	NA	NA	NA	NA	NA	NA
1961	28.08	7.01	18.12	21.74	3.19	12.95	59.93	26.89	44.55
1971	33.87	10.06	22.57	27.04	4.80	16.44	64.53	34.94	50.82
1981	44.77	14.00	30.11	35.32	6.78	22.47	72.29	41.46	58.05
1991	54.99	20.44	38.55	47.64	11.59	30.37	78.50	50.24	65.33
2001	75.70	43.85	60.41	72.16	37.34	55.34	86.45	64.67	76.20
2011	79.19	52.12	66.11	76.16	45.80	61.44	87.91	70.73	79.68

N.A. Not available

Source:- Census of India - (Reference Period)

Note:- Literacy rates for 1951, 1961 and 1971 relate to population aged five years and above and for the year 1981 to 2011 relate to population aged seven year and above.

29. DISTRICT-WISE DEMOGRAPHY CENSUS 2011

District	Population					Sex Ratio (No. of Females per thousand Males)		Density of Population (Per Sq. Km.)	Population Decadal Growth Rate 2001-2011 (%)
	Males	Females	Total	Rural	Urban	overall	0-6 Years		
						7	8		
1	2	3	4	5	6	7	8	9	10
Ajmer	1324085	1258967	2583052	1547642	1035410	951	901	305	18.6
Alwar	1939026	1735153	3674179	3019728	654451	895	865	438	22.8
Banswara	907754	889731	1797485	1669864	127621	980	934	397	26.5
Baran	633945	588810	1222755	968541	254214	929	912	175	19.7
Barmer	1369022	1234729	2603751	2421914	181837	902	904	92	32.5
Bharatpur	1355726	1192736	2548462	2053363	495099	880	869	503	21.4
Bhilwara	1220736	1187787	2408523	1895869	512654	973	928	230	19.2
Bikaner	1240801	1123136	2363937	1563553	800384	905	908	78	24.3
Bundi	577160	533746	1110906	888205	222701	925	894	192	15.4
Chittaurgarh	783171	761167	1544338	1259074	285264	972	912	197	16.1
Churu	1051446	988101	2039547	1463312	576235	940	902	147	20.3
Dausa	857787	776622	1634409	1432616	201793	905	865	476	23.5
Dhaulpur	653647	552869	1206516	959066	247450	846	857	398	22.7
Dungarpur	696532	692020	1388552	1299809	88743	994	922	368	25.4
Ganganagar	1043340	925828	1969168	1433736	535432	887	854	179	10.0
Hanumangarh	931184	843508	1774692	1424228	350464	906	878	184	16.9
Jaipur	3468507	3157671	6626178	3154331	3471847	910	861	595	26.2
Jaisalmer	361708	308211	669919	580894	89025	852	874	17	31.8
Jalor	936634	892096	1828730	1676975	151755	952	895	172	26.2
Jhalawar	725143	685986	1411129	1181838	229291	946	912	227	19.6
Jhunjhunu	1095896	1041149	2137045	1647966	489079	950	837	361	11.7
Jodhpur	1923928	1763237	3687165	2422551	1264614	916	891	161	27.7
Karauli	783639	674609	1458248	1240143	218105	861	852	264	20.9
Kota	1021161	929853	1951014	774410	1176604	911	899	374	24.4
Nagaur	1696325	1611418	3307743	2670539	637204	950	897	187	19.2
Pali	1025422	1012151	2037573	1577567	460006	987	899	164	11.9
Pratapgarh	437744	430104	867848	796041	71807	983	933	195	22.8
Rajsamand	581339	575258	1156597	972777	183820	990	903	248	17.7
S.Madhapur	704031	631520	1335551	1069084	266467	897	871	297	19.6
Sikar	1374990	1302343	2677333	2043427	633906	947	848	346	17.0
Sirohi	534231	502115	1036346	827692	208654	940	897	202	21.8
Tonk	728136	693190	1421326	1103603	317723	952	892	198	17.3
Udaipur	1566801	1501619	3068420	2459994	608426	958	924	262	23.7
Rajasthan	35550997	32997440	68548437	51500352	17048085	928	888	200	21.3

Contd...

29. DISTRICT-WISE DEMOGRAPHY CENSUS 2011

Districts	Literacy Rate in Percentage								
	Total			Rural			Urban		
	Males	Females	Total	Males	Females	Total	Males	Females	Total
1	11	12	13	14	15	16	17	18	19
Ajmer	82.4	55.7	69.3	76.5	41.3	59.1	90.8	76.5	83.9
Alwar	83.7	56.3	70.7	82.1	52.2	67.9	91.0	74.7	83.4
Banswara	69.5	43.1	56.3	67.7	40.1	54.0	91.0	79.3	85.2
Baran	80.4	52.0	66.7	78.4	47.8	63.6	87.8	67.5	78.0
Barmer	70.9	40.6	56.5	69.4	38.6	54.8	88.6	66.6	78.2
Bharatpur	84.1	54.2	70.1	83.1	50.5	67.9	88.1	68.8	79.0
Bhilwara	75.3	47.2	61.4	71.3	40.6	56.0	89.0	71.8	80.7
Bikaner	75.9	53.2	65.1	70.6	44.3	58.1	85.7	69.5	78.0
Bundi	75.4	46.6	61.5	72.3	41.2	57.3	87.7	67.4	77.9
Chittaurgarh	76.6	46.5	61.7	73.3	40.2	56.8	90.8	74.3	82.7
Churu	78.8	54.0	66.8	76.9	51.1	64.4	83.4	61.3	72.6
Dausa	83.0	51.9	68.2	81.8	49.4	66.3	91.0	69.4	80.7
Dhaulpur	81.2	54.7	69.1	81.2	52.4	68.1	81.3	62.9	72.7
Dungarpur	72.9	46.2	59.5	71.5	44.0	57.6	91.4	77.1	84.4
Ganganagar	78.5	59.7	69.6	75.9	55.3	66.2	85.3	71.3	78.7
Hanumangarh	77.4	55.8	67.1	75.9	53.1	65.1	83.3	66.8	75.4
Jaipur	86.1	64.0	75.5	82.5	51.7	67.6	89.2	75.1	82.5
Jaisalmer	72.0	39.7	57.2	69.4	35.5	53.8	87.4	66.2	78.0
Jalor	70.7	38.5	54.9	69.4	36.8	53.3	84.2	56.9	71.1
Jhalawar	75.8	46.5	61.5	73.0	41.5	57.6	89.5	72.1	81.1
Jhunjhunu	86.9	61.0	74.1	86.8	59.8	73.4	87.4	65.0	76.5
Jodhpur	79.0	51.8	65.9	74.6	41.2	58.5	86.7	71.3	79.4
Karauli	81.4	48.6	66.2	80.9	46.5	65.0	84.1	60.0	72.8
Kota	86.3	65.9	76.6	82.2	54.0	68.6	88.9	73.7	81.7
Nagaur	77.2	47.8	62.8	76.0	45.2	60.9	81.9	58.8	70.6
Pali	76.8	48.0	62.4	73.6	43.5	58.4	87.1	63.9	75.8
Pratapgarh	69.5	42.4	56.0	67.3	39.0	53.2	92.2	77.1	84.8
Rajsamand	78.4	48.0	63.1	75.9	43.3	59.5	91.1	72.3	81.9
S.Madhupur	81.5	47.5	65.4	79.4	42.4	61.9	89.8	67.2	79.0
Sikar	85.1	58.2	71.9	84.9	56.4	70.8	85.8	64.3	75.4
Sirohi	70.0	39.7	55.3	64.6	32.7	49.0	89.3	66.9	78.7
Tonk	77.1	45.4	61.6	75.5	39.7	58.0	82.9	64.8	73.8
Udaipur	74.7	48.4	61.8	69.6	39.8	54.9	93.4	81.2	87.5
Rajasthan	79.2	52.1	66.1	76.2	45.8	61.4	87.9	70.7	79.7

30. LOSS DUE TO FAMINE / SCARCITY CONDITION IN RAJASTHAN

Agriculture Year	No. of Districts Affected	No. of Villages Affected	Population Affected (In Lakh)	Land Revenue Suspended * (₹Lakh)
1	2	3	4	5
2004-05	31	19814	227.65	167.77
2005-06	22	15778	198.44	123.21
2006-07	22	10529	136.73	36.49
2007-08	12	4309	56.12	39.86
2008-09	12	7402	100.12	47.69
2009-10	27	33464	429.13	459.04
2010-11	2	1249	13.67	9.53 @
2011-12	11	3739	49.95	30.77 @
2012-13	12	8030	120.90	65.44 @
2013-14	17	10225	159.38	101.44
2014-15	13	5841	74.30	15.35
2015-16	19	14487	194.87	171.55 @
2016-17	13	5656	90.38	62.00 @
2017-18	16	6838	106.50	89.38 @
2018-19	9	5555	72.50	14.85 @
2019-20	21	14331	150.72	-
2020-21	6	2062	21.62	-

*Figures for financial year

@ Likely

31. STATEWISE IMPORTANT ECONOMIC INDICATORS

STATE	Geographical Area (Lakh Sq. Km.) 2011	Percentage of State area to total area of the country 2011	Percentage of State Population to all India population 2011	Density of Population Per Sq. Km. 2011	Percentage of Urban Population to total Population 2011	Literacy Rate (Percentage) 2011
1	2	3	4	5	6	7
1 Andhra Pradesh	1.63	4.96	4.09	304	29.5	67.4
2 Assam	0.78	2.39	2.58	398	14.1	72.2
3 Bihar	0.94	2.86	8.60	1106	11.3	61.8
4 Gujarat	1.96	5.97	4.99	308	42.6	78.0
5 Haryana	0.44	1.34	2.09	573	34.9	75.6
6 Himachal Pradesh	0.56	1.69	0.57	123	10.0	82.8
7 Karnataka	1.92	5.83	5.05	319	38.7	75.4
8 Kerala	0.39	1.18	2.76	860	47.7	94.0
9 Madhya Pradesh	3.08	9.38	6.00	236	27.6	69.3
10 Maharashtra	3.08	9.36	9.28	365	45.2	82.3
11 Odisha	1.56	4.74	3.47	270	16.7	72.9
12 Punjab	0.50	1.53	2.29	551	37.5	75.8
13 Rajasthan	3.42	10.41	5.66	200	24.9	66.1
14 Tamilnadu	1.30	3.96	5.96	555	48.4	80.1
15 Telangana*	1.12	3.41	2.89	312	38.9	66.5
16 Uttar Pradesh	2.41	7.33	16.50	829	22.3	67.7
17 West Bengal	0.89	2.70	7.54	1028	31.9	76.3
All India	32.87	100.00	100.00	382	31.1	73.0

*Source : Statistical Year Book, 2018, DES Telangana

Contd...

31. STATEWISE IMPORTANT ECONOMIC INDICATORS

STATE	Infant mortality Rate (Per thousand live births) 2018	Average size of Operational holding (in Hect.) 2015-16	Estimated Consumption of fertilizer Per Hectare (Kg/Hectare) 2018-19 @	Per Capita Net value added in industries (₹) 2014-15#
1	8	9	10	11
1 Andhra Pradesh	29	0.94	173.32	5483
2 Assam	41	1.09	73.69	2565
3 Bihar	32	0.39	227.3	570
4 Gujarat	28	1.88	135.47	27465
5 Haryana	30	2.22	224.46	18128
6 Himachal Pradesh	19	0.95	63.32	44231
7 Karnataka	23	1.35	183.22	9259
8 Kerala	7	0.18	36.38	3384
9 Madhya Pradesh	48	1.57	90.29	2815
10 Maharashtra	19	1.35	125.95	17687
11 Odisha	40	0.95	70.59	3973
12 Punjab	20	3.62	224.49	7142
13 Rajasthan	37	2.73	60.75	4557
14 Tamilnadu	15	0.75	186.43	12756
15 Telangana	27	1.00	245.29	7973
16 Uttar Pradesh	43	0.73	170.09	2051
17 West Bengal	22	0.76	161.12	1994
All India	32	1.08	133.12	7814

Based on Estimated population of 1 October, 2014 (Census of India 2001)

@ Agricultural Statistics, At A Glance 2019, GoI

Contd...

31. STATEWISE IMPORTANT ECONOMIC INDICATORS

STATE	Per Capita Consumption of Electricity (kwh.) * 2018-19	Number of Motor Vehicles \$ per lakh Population 2016-17	Total Road Length # Per Hundred Sq. Km. of area (km) 2016-17
1	12	13	14
1 Andhra Pradesh	1480	18500	108.29
2 Assam	341	9270	430.63
3 Bihar	311	5971	222.54
4 Gujarat	2378	34833	92.19
5 Haryana	2082	33813	184.08
6 Himachal Pradesh	1418	19018	112.82
7 Karnataka	1396	28497	188.25
8 Kerala	757	31576	619.18
9 Madhya Pradesh	1084	16805	111.16
10 Maharashtra	1424	24991	202.78
11 Odisha	1628	15365	195.03
12 Punjab	2046	33631	276.98
13 Rajasthan	1282	20267	77.61
14 Tamilnadu	1866	37507	201.01
15 Telangana	1896	26796	112.54
16 Uttar Pradesh	606	11933	177.67
17 West Bengal	703	7918	362.88
All India	1181	19824	152.02

* Related to utility and non-utility (Source-Central Electricity Authority Ministry of Power)-PIB, GoI

\$ (Total transport + Non-Transport) (Based on Estimated population of 1st Oct., 2016 - Census of India 2001)

Excluding JRY Roads (Source-Basic Road Statistics of India, 2016-17, GOI)


Contd...

31. STATEWISE IMPORTANT ECONOMIC INDICATORS

STATE	No. of Banking Offices per lakh population # (September, 2020)	Per Capita Bank Deposit # (₹) (September, 2020)	Per Capita Bank credit # (₹) (September, 2020)
1	15	16	17
1 Andhra Pradesh	14	68141	82021
2 Assam	8	48266	21352
3 Bihar	6	31753	11739
4 Gujarat	12	113986	79264
5 Haryana	17	176131	91135
6 Himachal Pradesh	22	150351	45389
7 Karnataka	16	168711	105943
8 Kerala	19	165527	101338
9 Madhya Pradesh	8	50734	34009
10 Maharashtra	11	229522	219526
11 Odisha	11	77101	29490
12 Punjab	22	144802	79206
13 Rajasthan	10	57747	43546
14 Tamilnadu	15	125138	129125
15 Telangana	14	146925	138045
16 Uttar Pradesh	8	52363	20987
17 West Bengal	9	89203	41331
All India	11	106713	76877

Based on Population Projections 2011-2036 (Census of India 2011), RGI (1st Oct. 2020)
Report of the technical group of population projection July, 2020.

Quarterly Statistics on Deposit and Credit of Scheduled Commercial Bank-RBI



Yojana Bhawan, Tilak Marg, C-Scheme, Jaipur
Website: <http://statistics.rajasthan.gov.in> Email Id : dir.des@rajasthan.gov.in
Phone No. : 0141-2222740